

***CP* violation and CKM studies (and first LHCb Run II results)**

Patrick Koppenburg*

Nikhef and CERN

E-mail: patrick.koppenburg@cern.ch

The LHC is the new *b*-hadron factory and will be dominating flavour physics until the start of Belle II, and beyond in many decay modes. While the *B* factories and Tevatron experiments are still analysing their data, ATLAS, CMS and LHCb are producing interesting new results in *CP* violation and rare decays, that set strong constraints on models beyond that SM and exhibit some discrepancies with the SM predictions. The LHCb collaboration used the LHC 50 ns ramp-up period of July 2015 to measure the double-differential J/ψ , J/ψ -from-*b*-hadron and charm cross-sections at $\sqrt{s} = 13$ TeV. Both measurements were performed directly on triggered candidates using a reduced data format that does not require offline processing.

*The European Physical Society Conference on High Energy Physics
22–29 July 2015
Vienna, Austria*

*Speaker.

1. Introduction

The first run of the Large Hadron Collider with 7 and 8 TeV pp collisions has allowed to discover the Higgs boson [1], but not to find any hint of the existence of other new particles. Neither supersymmetry nor any other sign of new physics has popped out of the LHC. This situation may change during Run II with a higher centre-of-mass energy of 13 TeV. At the same time it is worth investigating what the data at the lower energies involved in the decays of b hadrons can tell us about new physics.

Studies of CP violation in heavy flavour decays are both sensitive to the above-mentioned high mass scales and to potential new phases beyond the phase of the CKM matrix. Also of particular interest are rare decays that are strongly suppressed in the Standard Model (SM), where new physics amplitudes could be sizeable [2].

2. The Kobayashi-Maskawa mechanism

Flavour physics has played a prominent role in the development of the SM. As an example, one of the most notable predictions made in this context was that of the existence of a third quark generation, in a famous paper of 1973 by Makoto Kobayashi and Toshihide Maskawa [3]. This work won them the Nobel Price in Physics in 2008 “for the discovery of the origin of the broken symmetry which predicts the existence of at least three families of quarks in nature”. Kobayashi and Maskawa extended the Cabibbo [4] (with only u , d , and s quarks) and the Glashow-Iliopoulos-Maiani [5] (GIM, including also the c quark) mechanisms, pointing out that CP violation could be incorporated into the emerging picture of the SM if six quarks were present. This is commonly referred to as the Kobayashi-Maskawa (KM) mechanism. It must be emphasised that at that time only hadrons made of the three lighter quarks had been observed. An experimental revolution took place in 1974, when a new state containing the c quark was discovered almost simultaneously at Brookhaven [6] and SLAC [7]. Then, the experimental observations of the b [8] and t [9] quarks were made at FNAL in 1977 and 1995, respectively.

The idea of Kobayashi and Maskawa, formalised in the so-called Cabibbo-Kobayashi-Maskawa (CKM) quark mixing matrix, was then included in the SM by the beginning of the 1980’s. The phenomenon of CP violation, first revealed in 1964 using decays of neutral kaons [10], was elegantly accounted for as an irreducible complex phase within the CKM matrix. The experimental proof of the validity of the KM mechanism and the precise measurement of the value of the CP -violating phase soon became questions of paramount importance.

2.1 The CKM matrix

In the SM, charged-current interactions of quarks are described by the Lagrangian

$$\mathcal{L}_{W^\pm} = -\frac{g}{\sqrt{2}} \bar{U}_i \gamma^\mu \frac{1 - \gamma^5}{2} (V_{\text{CKM}})_{ij} D_j W_\mu^\pm + h.c.,$$

where g is the electroweak coupling constant and V_{CKM} is the CKM matrix

$$V_{\text{CKM}} = \begin{pmatrix} V_{ud} & V_{us} & V_{ub} \\ V_{cd} & V_{cs} & V_{cb} \\ V_{td} & V_{ts} & V_{tb} \end{pmatrix},$$

originating from the misalignment in flavour space of the up and down components of the $SU(2)_L$ quark doublet of the SM. The V_{ij} matrix elements represent the couplings between up-type quarks $U_i = (u, c, t)$ and down-type quarks $D_j = (d, s, b)$.

2.2 Wolfenstein parameterisation

Experimental information leads to the evidence that transitions within the same generation are characterised by V_{CKM} elements of $\mathcal{O}(1)$. Instead, those between the first and second generations are suppressed by a factor $\mathcal{O}(10^{-1})$; those between the second and third generations by a factor $\mathcal{O}(10^{-2})$; and those between the first and third generations by a factor $\mathcal{O}(10^{-3})$. The CKM matrix can be re-written as a power expansion of the parameter λ (which corresponds to $\sin \theta_C$) [11]

$$V_{CKM} = \begin{pmatrix} 1 - \frac{1}{2}\lambda^2 - \frac{1}{8}\lambda^4 & \lambda & A\lambda^3(\rho - i\eta) \\ -\lambda + \frac{1}{2}A^2\lambda^5[1 - 2(\rho + i\eta)] & 1 - \frac{1}{2}\lambda^2 - \frac{1}{8}\lambda^4(1 + 4A^2) & A\lambda^2 \\ A\lambda^3[1 - (\rho + i\eta)(1 - \frac{1}{2}\lambda^2)] & -A\lambda^2 + \frac{1}{2}A\lambda^4[1 - 2(\rho + i\eta)] & 1 - \frac{1}{2}A^2\lambda^4 \end{pmatrix},$$

which is valid up to $\mathcal{O}(\lambda^6)$. With this parameterisation, the CKM matrix is complex, and hence CP violation is allowed for, if and only if η differs from zero. To lowest order the Jarlskog parameter [12] is

$$J_{CP} \equiv \left| \Im \left(V_{i\alpha} V_{j\beta} V_{i\beta}^* V_{j\alpha}^* \right) \right| = \lambda^6 A^2 \eta, \quad (i \neq j, \alpha \neq \beta),$$

and, as expected, is directly related to the CP-violating parameter η .

2.3 The unitarity triangle

The unitarity condition of the CKM matrix, $V_{CKM} V_{CKM}^\dagger = V_{CKM}^\dagger V_{CKM} = \mathbb{I}$, leads to a set of 12 equations: 6 for diagonal terms and 6 for off-diagonal terms. In particular, the equations for the off-diagonal terms can be represented as triangles in the complex plane, all characterised by the same area $J_{CP}/2$. Only two out of these six triangles have sides of the same order of magnitude, $\mathcal{O}(\lambda^3)$:

$$\underbrace{V_{ud}V_{ub}^*}_{\mathcal{O}(\lambda^3)} + \underbrace{V_{cd}V_{cb}^*}_{\mathcal{O}(\lambda^3)} + \underbrace{V_{td}V_{tb}^*}_{\mathcal{O}(\lambda^3)} = 0,$$

$$\underbrace{V_{ud}V_{td}^*}_{\mathcal{O}(\lambda^3)} + \underbrace{V_{us}V_{ts}^*}_{\mathcal{O}(\lambda^3)} + \underbrace{V_{ub}V_{tb}^*}_{\mathcal{O}(\lambda^3)} = 0.$$

These two triangles in the complex plane are represented in Fig. 1. In particular, the triangle defined by the former equation is commonly referred to as *the* unitarity triangle (UT). The sides of the UT are given by

$$R_u \equiv \left| \frac{V_{ud}V_{ub}^*}{V_{cd}V_{cb}^*} \right| = \sqrt{\bar{\rho}^2 + \bar{\eta}^2},$$

$$R_t \equiv \left| \frac{V_{td}V_{tb}^*}{V_{cd}V_{cb}^*} \right| = \sqrt{(1 - \bar{\rho})^2 + \bar{\eta}^2},$$

where to simplify the notation the parameters $\bar{\rho}$ and $\bar{\eta}$, namely the coordinates in the complex plane of the only non-trivial apex of the UT, the others being (0, 0) and (1, 0), have been introduced. The

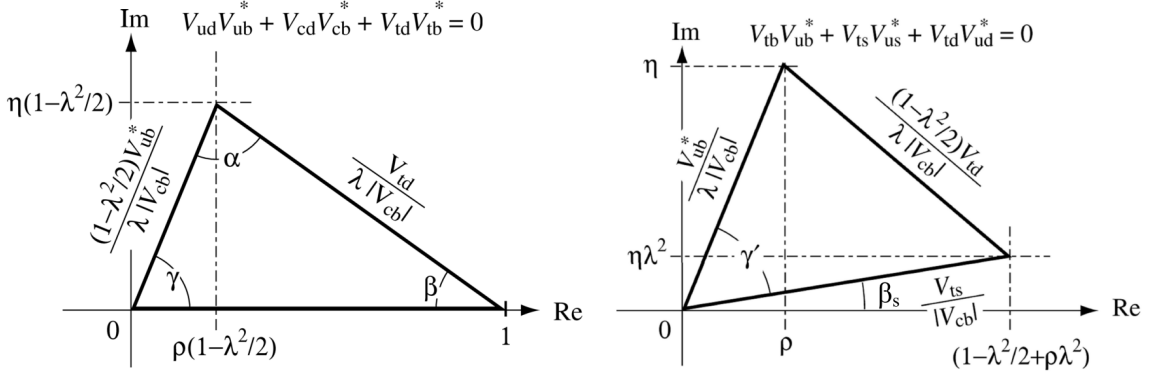


Figure 1: Representation in the complex plane of the non-squashed triangles obtained from the off-diagonal unitarity relations of the CKM matrix.

angles of the UT are related to the CKM matrix elements as

$$\alpha \equiv \arg \left(-\frac{V_{td}V_{tb}^*}{V_{ud}V_{ub}^*} \right) = \arg \left(-\frac{1 - \bar{\rho} - i\bar{\eta}}{\bar{\rho} + i\bar{\eta}} \right),$$

$$\beta \equiv \arg \left(-\frac{V_{cd}V_{cb}^*}{V_{td}V_{tb}^*} \right) = \arg \left(\frac{1}{1 - \bar{\rho} - i\bar{\eta}} \right),$$

$$\gamma \equiv \arg \left(-\frac{V_{ud}V_{ub}^*}{V_{cd}V_{cb}^*} \right) = \arg (\bar{\rho} + i\bar{\eta}).$$

The second non-squashed triangle has similar characteristics with respect to the UT. The apex is placed in the point (ρ, η) and is tilted by an angle

$$\beta_s \equiv \arg \left(-\frac{V_{ts}V_{tb}^*}{V_{cs}V_{cb}^*} \right) = \lambda^2 \eta + \mathcal{O}(\lambda^4).$$

3. CP violation measurements

Owing to the legacy of the B factories [13], we have entered the era of precision tests of the CKM paradigm. Precise measurements of the angles of the unitarity triangle(s) are needed to search for new sources of CP violation beyond the single phase of the CKM matrix.

In some cases, listed below, the same quantity—for instance the angle γ —can be measured in different ways and the results can be compared. In most cases though, the measurements serve as inputs to global fits of the unitarity triangle and the overall consistency is checked. The latest fit from the CKMFitter group is shown in Fig. 2 [14]. Similar fits with slightly different assumptions are done by the UTFit collaboration [15]. The overall consistency is good with the present uncertainties, though some tensions can be seen between the intersection of the V_{ub} circle and Δm_s circles, and the $\sin 2\beta$ diagonal. See below for more details.

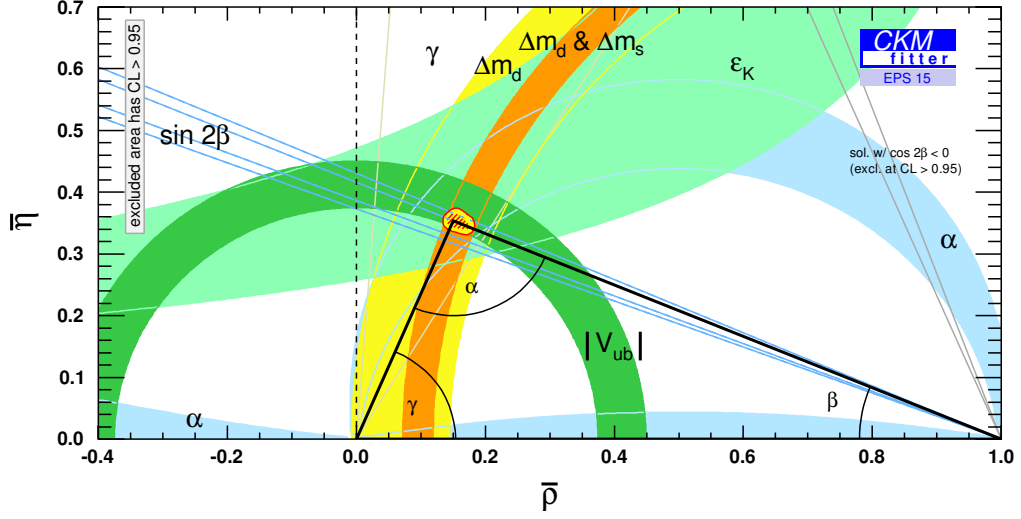


Figure 2: CKM unitarity triangle fit status in Summer 2015. Plot from Ref. [14].

3.1 B^0 mixing

The mode which allowed for the first observation of CP violation in B decays is $B^0 \rightarrow J/\psi K_S^0$. It allows the measurements of φ_d , the relative phase between the decay of the B^0 meson to $J/\psi K_S^0$ and that of the oscillation of B^0 to \bar{B}^0 followed by the decay $\bar{B}^0 \rightarrow J/\psi K_S^0$. In the SM it is equal to 2β [16] and thus the amplitude of the oscillation is a measurement of $\sin 2\beta$. The diagrams corresponding to the dominating SM amplitudes are shown in Fig. 3. The B factories were optimised for its measurement [13, 17] and determined [18]

$$\sin 2\beta^{\text{Measured}} = 0.682 \pm 0.019,$$

which defines the most precise constraint on the unitarity triangle (Fig. 2). Recently LHCb joined the effort, publishing their first measurement of the time dependent CP asymmetry in the decay $B^0 \rightarrow J/\psi K_S^0$ [19] with an uncertainty competitive with the individual measurements from the B factories. With the upcoming LHC Run II, this will allow for further reducing the uncertainties.

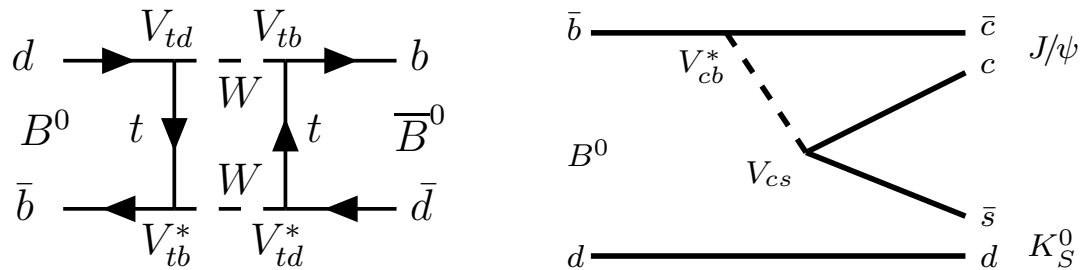


Figure 3: Feynman diagrams of (left) the dominating SM contribution to B^0 oscillations, and (right) the decay $B^0 \rightarrow J/\psi K_S^0$.

The measured value is slightly lower than the expectation from all other constraints on the UT [20]

$$\sin 2\beta^{\text{Expected}} = 0.771^{+0.017}_{-0.041}.$$

This 2σ tension could be due to the so far neglected contribution from penguin topologies in the decay $B^0 \rightarrow J/\psi K_s^0$ or in other $b \rightarrow c\bar{c}s$ decays to CP eigenstates. This penguin pollution is described in more detail in Section 3.4.

Another approach is to use decays that are less (or differently) affected by such pollutions, like decays to open charm. Babar and Belle have recently published their first joint paper, about the decay $\bar{B}^0 \rightarrow D_{CP}^{(*)} h^0$ [21]. The determined value of $\sin 2\beta$ is consistent with expectations but the uncertainty does not yet allow to discriminate between the observed and expected values mentioned above. This year LHCb also published a Dalitz plot analysis of the decay $B^0 \rightarrow \bar{D}^0 \pi^+ \pi^-$, which will eventually allow a measurement of $\sin 2\beta$ [22].

The frequency of B^0 mixing Δm_d also sets strong constraints on the Unitarity Triangle (UT) side opposite to the angle γ , especially when combined with its B_s^0 counterpart Δm_s . LHCb has recently presented a new preliminary measurement using $B^0 \rightarrow D^{(*)-} \mu^+ \nu_\mu X$. A value of $(\Delta m_d)^{\text{LHCb}} = (503.6 \pm 2.0 \pm 1.3) \text{ ns}^{-1}$ is obtained [23], which has a better precision than the HFAG average [18], which including it becomes $(\Delta m_d)^{\text{World}} = (505.5 \pm 2.0) \text{ ns}^{-1}$. This result is not yet included in the latest UT fits.

3.2 B_s^0 mixing

The LHC is often considered as a B_s^0 meson factory, owing to its large cross-section and the unprecedented capabilities of the LHC experiments to precisely resolve oscillations.

This opens the door to precision measurements of the CP -violating phase $\varphi_s^{c\bar{c}s}$, which is equal to $-2\beta_s \equiv -2 \arg(-V_{ts}V_{tb}^*/V_{cs}V_{cb}^*) = -0.0363 \pm 0.0013$ in the SM [14], neglecting sub-leading penguin contributions. It was measured at the LHC using the flavour eigenstate $B_s^0 \rightarrow J/\psi \phi$ decay with $J/\psi \rightarrow \mu^+ \mu^-$ and $\phi \rightarrow K^+ K^-$ [24–26] and $B_s^0 \rightarrow J/\psi \pi^+ \pi^-$ [27]. Recently LHCb used the decay $B_s^0 \rightarrow J/\psi K^+ K^-$ for the first time in a polarisation-dependent way [28]. Combined with $B_s^0 \rightarrow J/\psi \pi^+ \pi^-$, LHCb obtains $\varphi_s^{c\bar{c}s} = -0.010 \pm 0.039$ rad. The decay mode $B_s^0 \rightarrow J/\psi \phi$ is also used by CMS [29], ATLAS [24], CDF [30] and D0 [31]. The constraints on $\varphi_s^{c\bar{c}s}$ and the decay width difference $\Delta\Gamma_s = \Gamma_L - \Gamma_H$ are shown in Fig. 4 (left).

The B_s^0 meson system has many features in common with that of the K^0 meson, with a heavy long-lived and a light short-lived eigenstate. The two lifetimes are shown in Fig 4 (right). The a priori unknown admixture of the two states contributing to a given non-flavour-specific decay causes uncertainties in the measurement of branching fractions, for instance for the decay $B_s^0 \rightarrow \mu^+ \mu^-$, see Ref. [32]. A precise determination of the decay width difference is thus also important for the study of rare decays.

The same quantity was also measured with a fully hadronic final state using the decay $B_s^0 \rightarrow D_s^+ D_s^-$ with $D_s^\pm \rightarrow K^+ K^- \pi^\pm$, yielding $0.02 \pm 0.17 \pm 0.02$ rad [34]. The effective tagging power ϵD^2 in excess of 5% for this channel is unprecedented at a hadron collider.

3.3 Flavour Tagging at the LHC

This is just one example of analyses greatly indebted to improvements in the flavour tagging

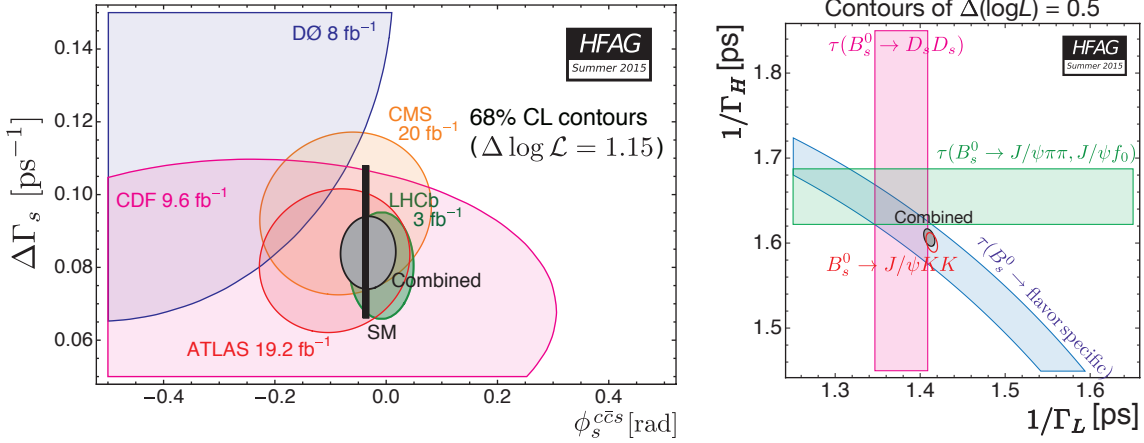


Figure 4: Constraints on (left) $\Delta\Gamma_s$ and $\phi_s^{c\bar{c}s}$ and (right) $1/\Gamma_{L,H}$ from various decays and experiments. Figure courtesy of HFAG [18]. The SM predictions are from Refs. [14, 33].

performance. A better understanding of the underlying event and state-of-the-art multi-variate tagging methods allowed for increases in tagging performance up to a factor two between analyses on only 2011 data [35], and those on the whole of Run II, see Table 1. These progresses are likely to continue. A good example is a new tagging based on secondary charm hadrons recently introduced by LHCb [36].

3.4 Penguin Topologies

The SM predictions $\phi_s = -2\beta_s$ and $\phi_d = 2\beta$ assume tree-dominated decays, as in Fig. 3. With the precision on some CKM phases reaching the degree level, the effects of suppressed penguin topologies (Fig. 5) cannot be neglected any more [41, 42].

Cabibbo-suppressed decay modes, where these topologies are relatively more prominent can be used

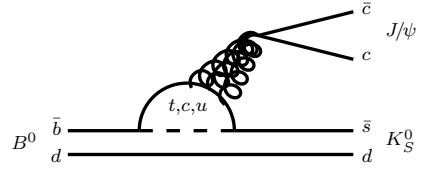


Figure 5: Penguin diagram contributing to $B^0 \rightarrow J/\psi K_s^0$.

Table 1: Comparison of tagging performances ϵD^2 for selected time dependent CP violation measurements at the LHC.

Experiment	Decay	2011	Run I	Improvement
LHCb	$B_s^0 \rightarrow \phi\phi$	3.29% [37]	5.38% [38]	+64%
	$B_s^0 \rightarrow D_s^+ D_s^-$		5.33% [34]	
	$B_s^0 \rightarrow J/\psi K^+ K^-$	3.13% [26]	3.73% [28]	+19%
	$B_s^0 \rightarrow J/\psi \pi^+ \pi^-$	2.43% [26]	3.89% [27]	+60%
	$B^0 \rightarrow J/\psi K_s^0$	2.38% [39]	3.03% [19]	+27%
ATLAS	$B_s^0 \rightarrow J/\psi \phi$	1.45% [24]	1.49% [40]	+3%
CMS	$B_s^0 \rightarrow J/\psi \phi$		1.31% [29]	+35% ¹

¹With respect to the preliminary result [25].

to constrain such effects. Ways of using selected measurements enabling the sizes of penguin amplitudes to be constrained have been described in Ref. [43]. The LHCb collaboration is pursuing this programme, with studies of the decays $B_s^0 \rightarrow J/\psi K_s^0$ [44], $B^0 \rightarrow J/\psi \pi^+ \pi^-$ [45] and more recently with $B_s^0 \rightarrow J/\psi \bar{K}^{*0}$ [46].

The measurement of $\sin 2\beta^{\text{eff}}$ in the latter mode allows for constraining the shift to $\phi_s^{c\bar{c}s}$ due to penguin topologies to the range $[-0.018, 0.021]$ rad at 68% CL. Considering the present uncertainty of ± 0.039 rad, such a shift needs to be constrained further.

An interesting test of the SM is provided by the measurement of the mixing phase $\phi_s^{\bar{s}s}$ with a purely penguin-induced mode as $B_s^0 \rightarrow \phi\phi$. In this case the measured value is $-0.17 \pm 0.15 \pm 0.03$ [38], which is compatible with the SM expectation.

Similarly, the decays $B \rightarrow hh$ with $h = \pi, K$ are also sensitive to penguin topologies (as well as trees) and are sensitive to the CKM phases γ and β_s . LHCb for the first time measured time-dependent CP -violating observables in B_s^0 decays using the decay $B_s^0 \rightarrow K^+ K^-$ [47]. Using methods outlined in Refs. [42, 48], a combination of this and other results from $B \rightarrow hh$ modes allows to determine $-2\beta_s = -0.12_{-0.16}^{+0.14}$ rad using as input the angle γ from tree decays (see below), or $\gamma = (63.5_{-6.7}^{+7.2})^\circ$ constraining $-2\beta_s$ to the SM value [49]. These values are in principle sensitive to the amount of U-spin breaking that is allowed in this decay and are given here for a maximum allowed breaking of 50%.

3.5 The angle γ

The value of γ obtained from penguin modes can be compared to that obtained from tree-dominated $B \rightarrow DK$ decays, where the CP -violating phase appears in the interference of the $b \rightarrow c$ and $b \rightarrow u$ topologies. It is the least precisely known angle of the unitarity triangle, and its determination from tree decays is considered free from contributions beyond the SM and unaffected by hadronic uncertainties. Yet its precise determination is important to test the consistency of the CKM paradigm, and to allow comparisons with determinations from modes dominated by penguin topologies.

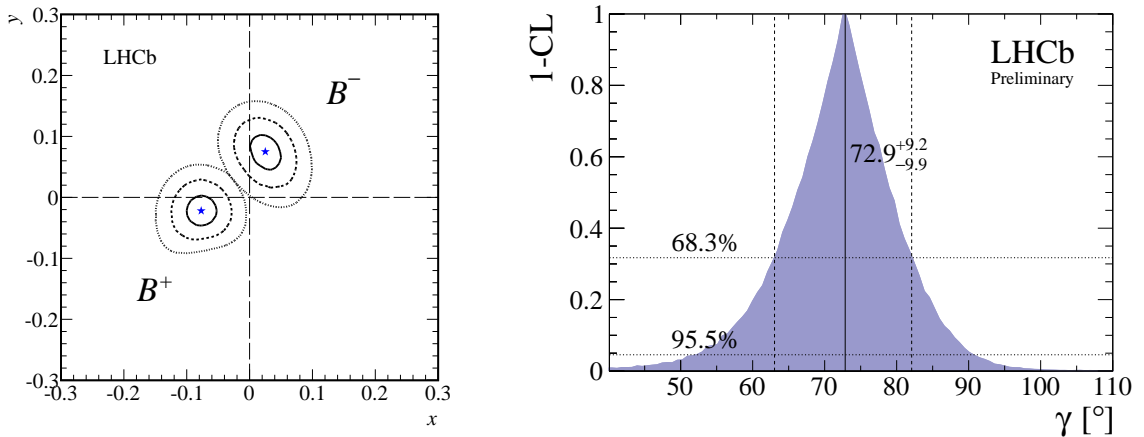


Figure 6: (left) Fitted values of x and y for B^- and B^+ in $B^\pm \rightarrow DK^\pm$ with $D \rightarrow K_s^0 h^+ h^-$ decays [50]. (right) LHCb combination of $B \rightarrow DK$ decays measuring the CKM phase γ [51].

The most precise determination of γ from a single decay mode is achieved with $B^+ \rightarrow DK^+$ followed by $D \rightarrow K_S^0 h^+ h^-$ with $h = \pi, K$ [50]. Here the interference of the D^0 and \bar{D}^0 decay to $K_S^0 h^+ h^-$ is exploited to measure CP asymmetries [52]. The method needs external input in the form of a measurement of the strong phase over the Dalitz plane of the D decay, coming from CLEO-c data [53]. The determined CP -violating parameters are shown in Fig. 6 (left), and the value of γ is $(62^{+15}_{-14})^\circ$. The same decay mode is also used in a model-dependent measurement [54] using an amplitude model.

An experimentally very different way of determining γ is provided by the decay $B_s^0 \rightarrow D_s^\pm K^\mp$ [55,56]. In this case the phase is measured in a time-dependent tagged CP -violation analysis. Using a dataset corresponding to 1 fb^{-1} , LHCb determines $\gamma = (115^{+28}_{-43})^\circ$, which is not competitive with other methods but will provide important constraints with more data.

The LHCb γ measurements of Refs. [50, 56, 57] have been combined into an average value presented at the CKM Workshop [51]. Using only $B \rightarrow DK$ decay modes one finds $\gamma = (73^{+9}_{-10})^\circ$, which is more precise than the corresponding combination of measurements from the B factories [13]. The likelihood profile is shown in Fig. 6 (right). Since then, new measurements sensitive to γ have been performed, notably using the decays $B^- \rightarrow Dh^+ h^- h^-$ with $D \rightarrow h^+ h^-$ [58] and $B^- \rightarrow Dh^-$ with $D \rightarrow h^+ h^- \pi^0$ [59]. These and other publications under preparation will be combined in an updated γ determination.

3.6 The angle α

A precise determination of the third angle of the unitarity triangle, $\alpha = \arg\left(-\frac{V_{td}V_{tb}^*}{V_{ud}V_{ub}^*}\right)$ is challenging both at the theoretical and experimental levels. It requires the study of highly-suppressed $b \rightarrow u$ transitions, which are affected by $b \rightarrow d$ or $b \rightarrow s$ penguin topologies, depending on the chosen final state. Most promising are angular analyses of $B \rightarrow VV$ decays, where V is a light vector meson, typically ρ or K^* . At this conference the Belle collaboration showed a preliminary angular analysis of $B^0 \rightarrow \rho^+ \rho^-$ [60], and the LHCb collaboration one of the decay $B^0 \rightarrow \rho^0 \rho^0$ [61]. This latter result solves the tension between the results for the longitudinal polarisation fraction previously obtained by Babar and Belle [62].

3.7 The CKM matrix elements V_{ub} and V_{cb}

The determination of the CKM matrix elements V_{ub} and V_{cb} is extremely important for closure tests of the UT. It is best measured in semileptonic $b \rightarrow (u, c)\ell\nu$ decays, where there are no hadronic uncertainties related to the decay of the emitted W boson. Unfortunately, there is a well known tension between the determinations obtained from exclusive ($B \rightarrow \pi\ell\nu$ for instance) decays and the inclusive mode. It is thus important to add new decay modes to the global picture. The LHCb collaboration has done so by using Λ_b^0 baryon decays for the first time [63]. The decay rates of $\Lambda_b^0 \rightarrow p\mu^-\nu$ and $\Lambda_b^0 \rightarrow \Lambda_c^+\mu^-\nu$ are compared to determine the ratio $|V_{ub}|^2/|V_{cb}|^2$. It was long thought impossible to do such an analysis at a hadron collider, due to the lack of a precise neutrino reconstruction method. At B factories, fully reconstructing the other B in the event allows to unambiguously determine the four-momentum of the missing neutrino. At LHCb, it is the precisely determined flight path of the b -hadron and the requirement that the b -hadron momentum must align with its flight direction that allow for the recovery of the neutrino momentum. The corrected mass

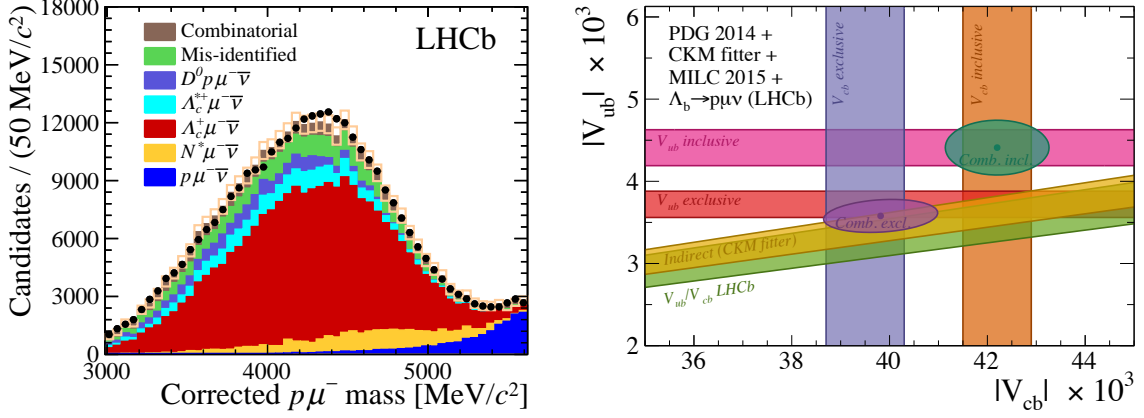


Figure 7: (left) Corrected mass spectrum. (right) Experimental measurements of V_{ub} and V_{cb} . Figures from Ref. [63].

$m_{\text{corr}} = \sqrt{m^2 + p_{\perp}^2} + p_{\perp}$, the minimal b -hadron mass compatible with its direction of flight, is used as discriminating variable. See Fig. 7 (left). The two decay rates are turned into a $|V_{ub}|^2/|V_{cb}|^2$ using input from Lattice calculations [64].

At the same time came an updated Lattice calculation from the FNAL/MILC collaboration [65] which improves the determination of $|V_{ub}|$ from $B^0 \rightarrow \pi^- \ell^+ \nu$ by the Belle collaboration [66]. Even with these new determinations, the puzzle still remains, as can be seen in Fig. 7 (right).

While LHCb only uses muonic decays, the B factories usually average results from decays to muons and electrons under the assumption of lepton universality and do not always give results separately by lepton flavour (unlike for instance in Ref. [67]). This has been discussed in Ref. [68], in the light of signs of lepton universality violation in $B^+ \rightarrow K^+ \ell^+ \ell^-$ [69] and $B \rightarrow D^{(*)}(\tau, \ell)\nu$ decays [70]. Incidentally, the BaBar collaboration presented an inclusive electron spectrum and a determination of $|V_{ub}|$ at this conference [71].

3.8 Charmed and Strange Mesons

Searches for CP violation in charm is a very active field of research, especially owing to the gigantic charm yields (See Section 4) collected by the LHCb experiment. Unfortunately, no signs have been found yet and there is still no clear picture emerging from the measurements of the difference between the CP asymmetries in $D^0 \rightarrow K^+ K^-$ and $D^0 \rightarrow \pi^+ \pi^-$, the world average being -0.25 ± 0.10 [18].

New promising results have been shown by the LHCb collaboration. A search for CP violation in $D^0 \rightarrow K_S^0 K_S^0$ was consistent with zero, but the improved trigger in Run II will greatly increase the sensitivity of this decay mode [72]. Secondly, the energy test method was first applied to particle physics to search for local asymmetries in the Dalitz plane of $D^0 \rightarrow \pi^+ \pi^- \pi^0$ decays [73].

4. First LHCb results from Run II

The LHCb collaboration used the LHC 50 ns ramp-up period of July 2015 to measure the double-differential J/ψ , J/ψ -from- b -hadron [74] and charm cross-sections [75] at $\sqrt{s} = 13$ TeV.

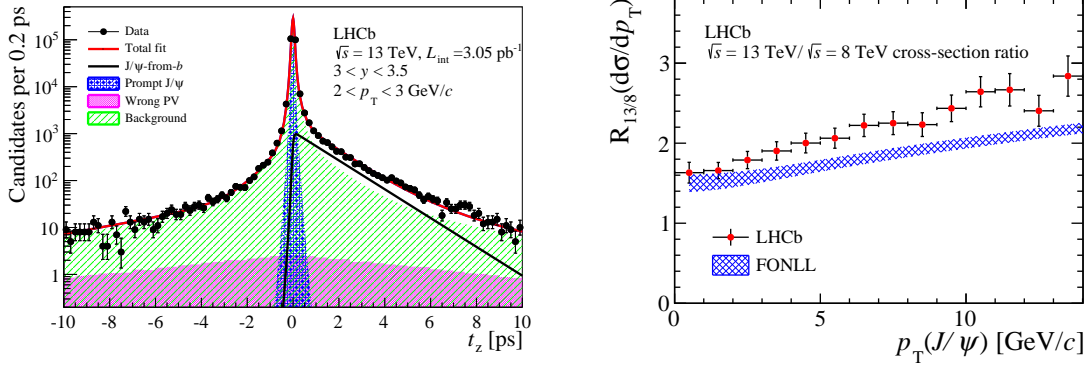


Figure 8: (left) J/ψ pseudo-effective lifetime and (right) p_T -dependent cross-section for J/ψ from b -hadrons, compared to expectations from Ref. [80]. Figures from Ref. [74].

Both measurements were performed directly on triggered candidates using a reduced data format that does not require offline processing.

In the Run II of the LHC, a new scheme for the LHCb software trigger has been introduced, in which the event selection is split into two stages. This allows for the alignment and calibration to be performed after the first stage of the software trigger and used directly in the second stage [76]. The same alignment and calibration are propagated offline to ensure consistent reconstruction in the trigger and offline analysis. The larger timing budget available in the trigger with respect to Run I also results in the convergence of the online and offline track reconstruction, such that offline performance is achieved in the trigger. The near identical performance of the online and offline reconstruction offers the opportunity to perform physics analyses directly using candidates reconstructed in the trigger [77]. The analysis described in this paper uses the online reconstruction for the first time in LHCb. The storage of only events containing the triggered candidates leads to an event size that is reduced by an order of magnitude, thus permitting an increased event rate with higher efficiency.

Essential to the measurements was a preliminary luminosity calibration using beam gas imaging [78]. In absence of a van der Meer scan, neon gas is injected in the LHC vacuum and beam-gas interaction vertices are reconstructed in the vertex detector to reconstruct a three-dimensional image of the two beams and their overlap. A preliminary calibration with an uncertainty of 3.8% could be determined this way. With a van der Meer scan, more data and more systematic studies, it is expected that this uncertainty will decrease to the level of 1%, as for the 8 TeV data [79].

Using pp collision data corresponding to 3 pb^{-1} of integrated luminosity, LHCb measured the double differential J/ψ cross-section in bins of p_T and y [74]. The $J/\psi \rightarrow \mu^+ \mu^-$ signal is further split into J/ψ produced at the primary interaction vertex (prompt) and those produced in decays of b -hadrons. The J/ψ pseudo-effective lifetime $t_z = \frac{(z_{J/\psi} - z_{PV})M_{J/\psi}}{p_z}$ is used as a proxy for the b -hadron lifetime (Fig. 8, left). While the cross-sections are found in agreement with theoretical expectations within uncertainties, the ratio of $\sqrt{s} = 13$ to 8 TeV ratios, where most uncertainties cancel both in experiment and theory, are found to be slightly above the expectations (Fig. 8, right).

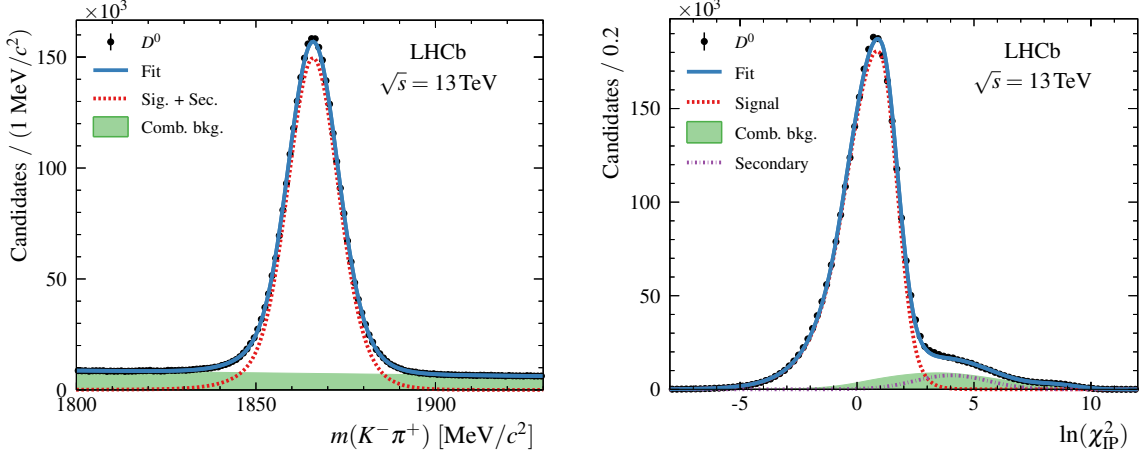


Figure 9: $D^0 \rightarrow K^- \pi^+$ (left) mass and (right) $\log \chi_{\text{IP}}^2$ distributions. Figures from Ref. [75].

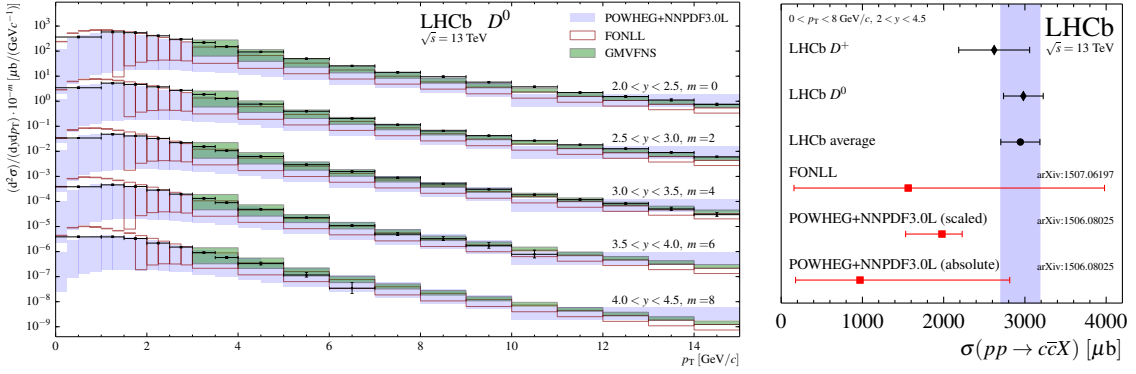


Figure 10: (left) $D^0 \rightarrow K^- \pi^+$ cross-sections. Each set of measurements and predictions in a given rapidity bin is offset by a multiplicative factor 10^{-m} , where the factor m is shown on the plot. (right) $c\bar{c}$ cross-section in LHCb acceptance from D^0 and D^+ measurements, and comparison with prediction from Refs. [80, 82]. The scaled prediction uses the 7 TeV LHCb measurement [83] as input.

The cross-sections are found to be

$$\sigma_{\text{prompt } J/\psi}(p_{\text{T}} < 14 \text{ GeV}/c, 2 < y < 4.5) = 15.30 \pm 0.03 \pm 0.86 \mu\text{b},$$

$$\sigma_{J/\psi\text{-from-}b}(p_{\text{T}} < 14 \text{ GeV}/c, 2 < y < 4.5) = 2.34 \pm 0.01 \pm 0.13 \mu\text{b}.$$

Naively extrapolating the latter value from the LHCb fiducial region to the whole acceptance using PYTHIA [81], one gets a $b\bar{b}$ cross-section consistent with 500 μb . Incidentally this is the value which was used when designing the experiment.

The same dataset and procedure has been used to determine the charm cross-section [75]. The double-differential cross-sections for D^0 , D^+ , D^* and D_s^+ mesons are measured using data corresponding to 5 pb^{-1} . In this case a random trigger was used in the hardware trigger, followed by the full selection in the software trigger. This time the component of charm from b -hadrons is treated as a background and subtracted using the χ_{IP}^2 (the quantity by which the PV χ^2 increases when the D meson is included in the fit) as discriminating variable. The mass and $\log \chi_{\text{IP}}^2$ distributions are

shown for $D^0 \rightarrow K^- \pi^+$ decays in Fig. 9.

The cross-sections are found to be consistent with predictions from Refs. [80, 82], but consistently on the high side. An example is shown in Fig. 10. Using known hadronisation fractions determined at the Υ resonance [84] the $c\bar{c}$ cross-section in the LHCb fiducial volume is determined to be

$$\sigma_{\text{prompt } c\bar{c}}(p_T < 8 \text{ GeV}/c, 2 < y < 4.5) = 2944 \pm 3 \pm 183 \pm 156 \mu\text{b},$$

where the uncertainties are statistical, systematic and due to fragmentation fractions. This value is also compatible with but on the high side of theoretical expectations, which is very encouraging for the LHCb charm physics programme. This number is also relevant for atmospheric neutrino measurements. The charm production cross-section from cosmic rays in the higher atmosphere is a dominant source of uncertainties for measurements of the IceCube collaboration [85]. The present measurement at $\sqrt{s} = 13 \text{ TeV}$ corresponds to a fixed-target collision with primary cosmic ray energy of 90 PeV.

5. Conclusions

The LHC is the new b -hadron factory and will be dominating flavour physics until the start of Belle II, and beyond in many decay modes. While the B factories and Tevatron experiments are still analysing their data, ATLAS, CMS and LHCb are producing interesting new results in CP violation and rare decays, that set strong constraints on models beyond that SM and exhibit some discrepancies with the SM predictions. The LHCb collaboration used the LHC 50 ns ramp-up period of July 2015 to measure the double-differential J/ψ , J/ψ -from- b -hadron and charm cross-sections at $\sqrt{s} = 13 \text{ TeV}$. Both measurements were performed directly on triggered candidates using a reduced data format that does not require offline processing.

Acknowledgements

The author thanks Vincenzo Vagnoni for the careful reading of the manuscript. Some text is identical to a common previous publication [86].

References

- [1] ATLAS collaboration, G. Aad *et al.*, *Phys. Lett.* **B716** (2012) 1, [arXiv:1207.7214](#); CMS collaboration, S. Chatrchyan *et al.*, *Phys. Lett.* **B716** (2012) 30, [arXiv:1207.7235](#).
- [2] K. Trabelsi, in *these proceedings*, 2015.
- [3] M. Kobayashi and T. Maskawa, *Prog. Theor. Phys.* **49** (1973) 652.
- [4] N. Cabibbo, *Phys. Rev. Lett.* **10** (1963) 531.
- [5] S. L. Glashow, J. Iliopoulos, and L. Maiani, *Phys. Rev.* **D2** (1970) 1285.
- [6] E598 collaboration, J. J. Aubert *et al.*, *Phys. Rev. Lett.* **33** (1974) 1404.
- [7] SLAC-SP-017 collaboration, J. E. Augustin *et al.*, *Phys. Rev. Lett.* **33** (1974) 1406, [*Adv. Exp. Phys.*5,141(1976)].

- [8] S. W. Herb *et al.*, *Phys. Rev. Lett.* **39** (1977) 252.
- [9] CDF collaboration, F. Abe *et al.*, *Phys. Rev. Lett.* **74** (1995) 2626, [arXiv:hep-ex/9503002](#).
- [10] J. H. Christenson, J. W. Cronin, V. L. Fitch, and R. Turlay, *Phys. Rev. Lett.* **13** (1964) 138.
- [11] L. Wolfenstein, *Phys. Rev. Lett.* **51** (1983) 1945.
- [12] C. Jarlskog, *Phys. Rev. Lett.* **55** (1985) 1039.
- [13] BaBar collaboration, Belle collaboration, A. J. Bevan *et al.*, [arXiv:1406.6311](#).
- [14] CKMfitter Group, J. Charles *et al.*, *Eur. Phys. J.* **C41** (2005) 1, [arXiv:hep-ph/0406184](#), Updated results and plots available at: <http://ckmfitter.in2p3.fr>.
- [15] UTfit collaboration, M. Bona *et al.*, *JHEP* **0610** (2006) 081, [arXiv:hep-ph/0606167](#).
- [16] I. I. Y. Bigi and A. I. Sanda, *Phys. Rev.* **D29** (1984) 1393.
- [17] BaBar collaboration, B. Aubert *et al.*, *Phys. Rev.* **D79** (2009) 072009, [arXiv:0902.1708](#); I. Adachi *et al.*, *Phys. Rev. Lett.* **108** (2012) 171802, [arXiv:1201.4643](#).
- [18] Heavy Flavor Averaging Group, Y. Amhis *et al.*, [arXiv:1412.7515](#), updated results and plots available at <http://www.slac.stanford.edu/xorg/hfag/>.
- [19] LHCb collaboration, R. Aaij *et al.*, *Phys. Rev. Lett.* **115** (2015) 031601, [arXiv:1503.07089](#).
- [20] J. Charles *et al.*, [arXiv:1501.05013](#).
- [21] Belle and BaBar collaborations, A. Abdesselam *et al.*, [arXiv:1505.04147](#).
- [22] LHCb collaboration, R. Aaij *et al.*, *Phys. Rev.* **D92** (2015) 032002, [arXiv:1505.01710](#).
- [23] LHCb collaboration, LHCb-CONF-2015-003; LHCb collaboration, R. Aaij *et al.*, LHCb-PAPER-2015-031, in preparation.
- [24] ATLAS collaboration, G. Aad *et al.*, *Phys. Rev.* **D90** (2014) 052007, [arXiv:1407.1796](#).
- [25] CMS collaboration, Tech. Rep. CMS-PAS-BPH-13-012, CERN, Geneva, 2014.
- [26] LHCb collaboration, R. Aaij *et al.*, *Phys. Rev.* **D87** (2013) 112010, [arXiv:1304.2600](#).
- [27] LHCb collaboration, R. Aaij *et al.*, *Phys. Lett.* **B736** (2014) 186, [arXiv:1405.4140](#).
- [28] LHCb collaboration, R. Aaij *et al.*, *Phys. Rev. Lett.* **114** (2015) 041801, [arXiv:1411.3104](#).
- [29] CMS collaboration, V. Khachatryan *et al.*, [arXiv:1507.07527](#).
- [30] CDF collaboration, T. Aaltonen *et al.*, *Phys. Rev. Lett.* **109** (2012) 171802, [arXiv:1208.2967](#).
- [31] D0 collaboration, V. M. Abazov *et al.*, *Phys. Rev.* **D85** (2012) 032006, [arXiv:1109.3166](#).
- [32] K. De Bruyn *et al.*, *Phys. Rev.* **D86** (2012) 014027, [arXiv:1204.1735](#); K. De Bruyn *et al.*, *Phys. Rev. Lett.* **109** (2012) 041801, [arXiv:1204.1737](#).
- [33] A. Lenz and U. Nierste, in *CKM unitarity triangle. Proceedings, 6th International Workshop, CKM 2010, Warwick, UK, September 6-10, 2010*, 2011. [arXiv:1102.4274](#); A. Lenz and U. Nierste, *JHEP* **06** (2007) 072, [arXiv:hep-ph/0612167](#).
- [34] LHCb collaboration, R. Aaij *et al.*, *Phys. Rev. Lett.* **113** (2014) 211801, [arXiv:1409.4619](#).
- [35] LHCb collaboration, R. Aaij *et al.*, *Eur. Phys. J.* **C72** (2012) 2022, [arXiv:1202.4979](#).

- [36] LHCb collaboration, R. Aaij *et al.*, *JINST* **10** (2015) P10005, [arXiv:1507.07892](#), to appear in *J. Instr.*
- [37] LHCb collaboration, R. Aaij *et al.*, *Phys. Rev. Lett.* **110** (2013) 241802, [arXiv:1303.7125](#).
- [38] LHCb collaboration, R. Aaij *et al.*, *Phys. Rev.* **D90** (2014) 052011, [arXiv:1407.2222](#).
- [39] LHCb collaboration, R. Aaij *et al.*, *Phys. Lett.* **B721** (2013) 24, [arXiv:1211.6093](#).
- [40] ATLAS collaboration, C. Alpigiani, in *these proceedings*, 2015.
- [41] R. Fleischer, *Eur. Phys. J.* **C10** (1999) 299, [arXiv:hep-ph/9903455](#); R. Fleischer, *Phys. Rev.* **D60** (1999) 073008, [arXiv:hep-ph/9903540](#); R. Fleischer, *Nucl. Instrum. Meth.* **A446** (2000) 1, [arXiv:hep-ph/9908340](#); S. Faller, M. Jung, R. Fleischer, and T. Mannel, *Phys. Rev.* **D79** (2009) 014030, [arXiv:0809.0842](#); K. De Bruyn, R. Fleischer, and P. Koppenburg, *Eur. Phys. J.* **C70** (2010) 1025, [arXiv:1010.0089](#).
- [42] M. Ciuchini, M. Pierini, and L. Silvestrini, *Phys. Rev. Lett.* **95** (2005) 221804, [arXiv:hep-ph/0507290](#).
- [43] K. De Bruyn and R. Fleischer, *JHEP* **03** (2015) 145, [arXiv:1412.6834](#); K. De Bruyn, *Searching for penguin footprints: Towards high precision CP violation measurements in the B meson systems*, PhD thesis, Vrije U., Amsterdam, Apr, 2015, Presented 08 Oct 2015; Z. Ligeti and D. J. Robinson, [arXiv:1507.06671](#); M. Jung, *Phys. Rev.* **D86** (2012) 053008, [arXiv:1206.2050](#); P. Frings, U. Nierste, and M. Wiebusch, *Phys. Rev. Lett.* **115** (2015) 061802, [arXiv:1503.00859](#).
- [44] LHCb collaboration, R. Aaij *et al.*, *Nucl. Phys.* **B873** (2013) 275, [arXiv:1304.4500](#).
- [45] LHCb collaboration, R. Aaij *et al.*, *Phys. Lett.* **B742** (2015) 38, [arXiv:1411.1634](#).
- [46] LHCb collaboration, R. Aaij *et al.*, [arXiv:1509.00400](#), submitted to *JHEP*.
- [47] LHCb collaboration, R. Aaij *et al.*, *JHEP* **10** (2013) 183, [arXiv:1308.1428](#).
- [48] R. Fleischer, *Phys. Lett.* **B459** (1999) 306, [arXiv:hep-ph/9903456](#); R. Fleischer, *Eur. Phys. J.* **C52** (2007) 267, [arXiv:0705.1121](#).
- [49] LHCb collaboration, R. Aaij *et al.*, *Phys. Rev.* **D88** (2013) 072005, [arXiv:1308.5916](#).
- [50] LHCb collaboration, R. Aaij *et al.*, *JHEP* **10** (2014) 097, [arXiv:1408.2748](#).
- [51] LHCb collaboration, [LHCb-CONF-2014-004](#).
- [52] A. Giri, Y. Grossman, A. Soffer, and J. Zupan, *Phys. Rev.* **D68** (2003) 054018, [arXiv:hep-ph/0303187](#).
- [53] CLEO collaboration, J. Libby *et al.*, *Phys. Rev.* **D82** (2010) 112006, [arXiv:1010.2817](#).
- [54] LHCb collaboration, R. Aaij *et al.*, *Nucl. Phys.* **B888** (2014) 169, [arXiv:1407.6211](#).
- [55] I. Dunietz and R. G. Sachs, *Phys. Rev.* **D37** (1988) 3186; R. Aleksan, I. Dunietz, and B. Kayser, *Z. Phys.* **C54** (1992) 653; R. Fleischer, *Nucl. Phys.* **B671** (2003) 459, [arXiv:hep-ph/0304027](#).
- [56] LHCb collaboration, R. Aaij *et al.*, *JHEP* **11** (2014) 060, [arXiv:1407.6127](#).
- [57] LHCb collaboration, R. Aaij *et al.*, *Phys. Lett.* **B712** (2012) 203, Erratum *ibid.* **B713** (2012) 351, [arXiv:1203.3662](#); LHCb collaboration, R. Aaij *et al.*, *Phys. Lett.* **B723** (2013) 44, [arXiv:1303.4646](#); LHCb collaboration, R. Aaij *et al.*, *Phys. Lett.* **B733** (2014) 36, [arXiv:1402.2982](#); LHCb collaboration, R. Aaij *et al.*, *Phys. Rev.* **D90** (2014) 112002, [arXiv:1407.8136](#).

- [58] LHCb collaboration, R. Aaij *et al.*, [arXiv:1505.07044](#), submitted to Phys. Rev. D.
- [59] LHCb collaboration, R. Aaij *et al.*, *Phys. Rev.* **D91** (2015) 112014, [arXiv:1504.05442](#).
- [60] BaBar collaboration, P. Vanhoefer, in *these proceedings*, 2015.
- [61] LHCb collaboration, R. Aaij *et al.*, *Phys. Lett.* **B747** (2015) 468, [arXiv:1503.07770](#).
- [62] BaBar collaboration, B. Aubert *et al.*, *Phys. Rev.* **D78** (2008) 071104, [arXiv:0807.4977](#); Belle collaboration, I. Adachi *et al.*, [arXiv:1212.4015](#)[arXiv:1212.4015](#), [Addendum: *Phys. Rev.* **D89**, no.11, 119903(2014)].
- [63] LHCb collaboration, R. Aaij *et al.*, *Nature Physics* **11** (2015) 743, [arXiv:1504.01568](#).
- [64] W. Detmold, C. Lehner, and S. Meinel, *Phys. Rev.* **D92** (2015), no.~3 034503, [arXiv:1503.01421](#).
- [65] Fermilab Lattice and MILC collaborations, J. A. Bailey *et al.*, *Phys. Rev.* **D92** (2015), no.~1 014024, [arXiv:1503.07839](#).
- [66] Belle collaboration, H. Ha *et al.*, *Phys. Rev.* **D83** (2011) 071101, [arXiv:1012.0090](#).
- [67] BaBar, B. Aubert *et al.*, *Phys. Rev.* **D79** (2009) 012002, [arXiv:0809.0828](#); Belle, W. Dungen *et al.*, *Phys. Rev.* **D82** (2010) 112007, [arXiv:1010.5620](#).
- [68] A. Greljo, G. Isidori, and D. Marzocca, *JHEP* **07** (2015) 142, [arXiv:1506.01705](#); M. Freytsis, Z. Ligeti, and J. T. Ruderman, *Phys. Rev.* **D92** (2015), no.~5 054018, [arXiv:1506.08896](#).
- [69] LHCb collaboration, R. Aaij *et al.*, *Phys. Rev. Lett.* **113** (2014) 151601, [arXiv:1406.6482](#).
- [70] LHCb collaboration, R. Aaij *et al.*, *Phys. Rev. Lett.* **115** (2015) 111803, [arXiv:1506.08614](#); BaBar collaboration, J. P. Lees *et al.*, *Phys. Rev. Lett.* **109** (2012) 101802, [arXiv:1205.5442](#); Belle collaboration, M. Huschle *et al.*, [arXiv:1507.03233](#).
- [71] Belle collaboration, Y. Skovpen, in *these proceedings*, 2015.
- [72] LHCb collaboration, R. Aaij *et al.*, [arXiv:1508.06087](#), to appear in JHEP.
- [73] LHCb collaboration, R. Aaij *et al.*, *Phys. Lett.* **B740** (2015) 158, [arXiv:1410.4170](#).
- [74] LHCb collaboration, R. Aaij *et al.*, [arXiv:1509.00771](#), submitted to JHEP.
- [75] LHCb collaboration, R. Aaij *et al.*, [arXiv:1510.01707](#), submitted to JHEP.
- [76] G. Dujany and B. Storaci, No. LHCb-PROC-2015-011, Apr, 2015.
- [77] R. Aaij *et al.*, *JINST* **8** (2013) P04022, [arXiv:1211.3055](#).
- [78] M. Ferro-Luzzi, *Nucl. Instrum. Meth.* **A553** (2005) 388.
- [79] LHCb collaboration, R. Aaij *et al.*, *JINST* **9** (2014) P12005, [arXiv:1410.0149](#).
- [80] M. Cacciari, M. L. Mangano, and P. Nason, [arXiv:1507.06197](#).
- [81] I. Belyaev *et al.*, *J. Phys. Conf. Ser.* **331** (2011) 032047; T. Sjöstrand, S. Mrenna, and P. Skands, *JHEP* **05** (2006) 026, [arXiv:hep-ph/0603175](#).
- [82] R. Gauld, J. Rojo, L. Rottoli, and J. Talbert, [arXiv:1506.08025](#).
- [83] LHCb collaboration, R. Aaij *et al.*, *Nucl. Phys.* **B871** (2013) 1, [arXiv:1302.2864](#).
- [84] Particle Data Group, C. Amsler *et al.*, *Phys. Lett.* **B667** (2008) 1.

- [85] IceCube collaboration, M. G. Aartsen *et al.*, *Phys. Rev. Lett.* **113** (2014) 101101,
[arXiv:1405.5303](#).
- [86] P. Koppenburg and V. Vagnoni, in *Precision Physics with Heavy-Flavoured Hadrons*, H. Schopper
and *et al.*, eds., pp. 31–59, World Scientific Publishing Co, July, 2015.
doi: [10.1142/9789814644150_0002](#).