

Time-dependent community structure in legislation cosponsorship networks in the Congress of the Republic of Peru

Sang Hoon Lee,^{1,2,3,*} José Manuel Magallanes,^{4,5,6} and Mason A. Porter^{3,7}

¹*School of Physics, Korea Institute for Advanced Study, Seoul 02455, Korea*

²*Integrated Energy Center for Fostering Global Creative Researcher (BK 21 plus) and Department of Energy Science, Sungkyunkwan University, Suwon 16419, Korea*

³*Oxford Centre for Industrial and Applied Mathematics (OCIAM), Mathematical Institute, University of Oxford, Oxford, OX2 6GG, United Kingdom*

⁴*eScience Institute and Evans School of Public Policy and Governance, University of Washington, WRF Data Science Studio, Physics/Astronomy Tower, 6th Floor, 3910 15th Ave NE, Seattle, WA 98195-1570, USA*

⁵*Departamento de Ciencias Sociales and Escuela de Gobierno y Políticas Públicas, Pontificia Universidad Católica del Perú, Av. Universitaria 1801, San Miguel, Lima 32, Peru*

⁶*Center for Social Complexity, Krasnow Institute of Advanced Study, George Mason University, 4400 University Dr Fairfax, VA 22030, USA*

⁷*CABDyN Complexity Centre, University of Oxford, Oxford OX1 1HP, United Kingdom*

We examine community structure in time-dependent legislation cosponsorship networks in the Peruvian Congress, which we compare briefly to such networks in the United States Congress. To study these legislatures, we employ a multilayer representation of temporal networks, in which each layer connects legislators based on the similarity of their patterns for cosponsoring bills. We then use multilayer modularity maximization to detect communities. From our computations, we are able to capture power shifts in the Peruvian Congress during 2006–2011. For example, we observe the emergence of “opportunists”, who switch from one community to another, as well as cohesive legislative communities whose initial component legislators never switch. Interestingly, many of the opportunists belonged to the group that won the majority in Congress.

I. INTRODUCTION

Political networks encompass complicated structures of connectivity — based on social ties, voting similarities, and other features — and it is important to analyze them to understand political systems [1–3]. In political science, the availability of public data (sometimes aided by various digital media [4]) provides a strong and compelling encouragement for quantitative analyses of politics [5]. In addition to legislative bodies, on which we focus in the present study, numerous types of political networks have now been analyzed. These include judiciary systems such as the United States (U.S.) Supreme Court [6] and the European Court of Justice [7]; international relations [8]; political communication [9], lobbying [10], political behavior [11], among others [12]. In particular, network analysis of ordinary (“monoplex”) networks [13] has been applied to many different types of legislative networks — including ones defined based on committee assignments [14–17], legislation cosponsorship [18–22], party faction [23], and similarity of voting patterns [4, 24–31]. Ideas from temporal networks [32–34] and multilayer networks [35, 36] have also been incorporated into the analysis of time-dependent [37–39] and multiplex networks [40]. It is very important to examine such more complicated structures, and examination of the dynamical restructuring of political bodies has already yield insights into the aggregate tendencies of party polarization and realignment [24, 37, 39] and in the study of politically developing (or democratizing) coun-

tries [41–44].

In this paper, we consider the dynamical restructuring of a legislature in a democratizing country by examining a time-dependent network of legislators in the Peruvian Congress [45]. We construct a multilayer temporal network using bill cosponsorship relationships among politicians, because that is one of the main types of work allocated to the legislative part of the government in Peru. We thereby focus on official activities of politicians instead of either speculative or scandalous ones (social ties, bribery, etc.). To examine how cohesive sets of legislators with cosponsorship relationships change over time, we examine time-dependent community structure [37, 46]. We find a dramatic rearrangement of community structure in the Peruvian Congress, which we contrast to the relatively stable political bipolarity in the United States Senate. For the Peruvian Congress, considering a cosponsorship relationship alone does a very good job of successfully revealing the underlying political power rearrangement, and it also appears to deliver more subtle information than official party membership. We quantify the rearrangement of political groups by examining changes over time in time-dependent community structure [35, 37, 46], where we use a multilayer representation of temporal networks in which each layer has weights that arise from the similarities in cosponsorship patterns during given time window. We conduct a similar analysis for legislation cosponsorship in the U.S. Senate and compare our results to our observations for the Peruvian Congress.

The rest of this paper is organized as follows. In Section II, we present the data set of Peruvian legislators, discuss how we use it to construct time-dependent networks, and indicate our methodology for analyzing these networks. We discuss our results for the Peruvian Congress and U.S. Senate in Section

*Electronic address: lshlj82@kias.re.kr

III, and we conclude in Section IV.

II. DATA SET AND METHODS

A. Peruvian cosponsorship network data

We manually curated the cosponsorship data for the Peruvian Congress during the years 2006–2011 directly from [45]. During 2006–2011, the Peruvian Congress included a significant amount of restructuring, including the splitting of the majority group¹ and the reorganization of legislators into new legislative groups. The majority group was the opposition (Union por el Peru), and this party and the other minority parties reorganized into different legislative groups during 2006–2011. There were 7 parties/groups at the beginning of the 2006–2011 Congress, but there were up to 14 different along that period, ending up with 9 political groups and 1 set of 3 legislators without group by the end of 2011 [47].

A legislative year starts on July 27 every year, so we use “I” to denote bills between that date and the last day of December and “II” to denote bills between January and before the beginning of the next legislative year². Therefore, 0607_I occurs in the second half of the year 2006, 0607_II occurs during the first half of the year 2007, and so on. A cosponsorship relation occurs between a legislator and a bill, so each half year constitutes a bipartite (i.e., two-mode) network. As we illustrate in Fig. 1(a), if bill b_1 is cosponsored by legislators l_1 , l_2 , and l_3 , then bill b_1 is adjacent to l_1 , l_2 , and l_3 via an undirected edge. For simplicity, we do not distinguish between the main sponsor of a bill and his/her cosponsors, so everyone who participates in sponsoring a bill is adjacent to the bill (i.e., we ignore the directed nature of these edges), as in Ref. [20]. Of course, two bills can share legislators [such as legislator l_3 for bills b_1 and b_2 in Fig. 1(a)], and two legislators can cosponsor multiple bills (such as legislators l_4 and l_5 , who cosponsor bills b_2 and b_3). Such overlapping relationships are important for “projections” of a bipartite cosponsorship network (BCN) [see Figs. 1(b) and (c)]. In particular, we are interested in the relationships among the politicians, so we use these networks to construct unipartite (i.e., one-mode) networks among legislators [see Fig. 1(b)]. The projection throws away some information [14, 15, 48, 49], but we nevertheless take this legislator-mode projection as our primary network among legislators.

¹ It is important not to confuse the terms “party” and “group” in Peruvian politics. A party competes in an election, whereas a group is created in Congress. Naturally, there is a strong direct correspondence between parties and groups.

² This nomenclature helps to facilitate understanding of the temporal organization of the bill proposals, but it need not correspond to official legislative sessions, as the official beginnings and endings of sessions can be reduced or extended if the Congress decides to do so. Proposals can be presented during extraordinary sessions, but the webpage of the Congress (whence the data was scraped) does not indicate whether any proposals were presented during an extraordinary session in 2006–2011.

In Fig. 1, we illustrate our procedure to “project” from a BCN to weighted, unipartite bill and legislator networks. In the former, a weighted edge indicates the number of cosponsoring legislators that two bills have in common; in the latter, a weighted edge indicates the number of bills that a pair of legislators both cosponsored. We also remove self-edges from the unipartite networks. In Table I, we show some summary statistics for each of the ten periods (0607_I, 0607_II, 0708_I, 0708_II, 0809_I, 0809_II, 0910_I, 0910_II, 1011_I, and 1011_II). For each bipartite network, Fig. 2 shows the degree distributions of bills and legislators. Observe that the number of legislators who cosponsor bills is much more heterogeneously distributed compared to the number of bills that individual legislators cosponsor. A similar result was reported for legislation cosponsorship networks in the U.S. [19]. From now on, we examine the weighted unipartite networks between legislators [see Fig. 1(b)].

We partitioned the bills into ten periods, and the weighted legislator-mode projection networks for different years share most legislators (except for legislators who are “invisible” during a specific period due to their absence in cosponsoring activities). There are 130 legislators³ in total, and we examine the temporally changing relations in legislation cosponsorship over the ten periods. We construct a multilayer representation [35, 37] of the temporal network from the ten consecutive periods. A legislator in a given period is a single node-layer, so each legislator has ten corresponding node-layers. We will partition the multilayer network, which is composed of the node layers, into disjoint communities.

B. Multilayer community detection

Reference [37] performed time-dependent community detection by deriving and maximizing a multilayer generalization of the modularity objective function

$$Q = \frac{1}{2\mu} \sum_{ijsr} \left[\left(A_{ijs} - \gamma_s \frac{k_{is}k_{js}}{2m_s} \right) \delta_{sr} + \delta_{ij} C_{jsr} \right] \delta(g_{i,s}, g_{j,r}), \quad (1)$$

where i and j are legislators, s and r (where $s, r \in \{1, \dots, \mathcal{T}\}$) and we divide time into \mathcal{T} nonoverlapping windows) are layers (i.e., periods, which consist of half years), and $g_{i,s}$ is the community to which legislator i belongs in layer s (so $\delta(g_{i,s}, g_{j,r}) = 1$ if node i in layer s and node j in layer r belong the same community). The adjacency tensor element A_{ijs} gives the number of bills that legislators i and j cosponsor in period s . Thus, $A_{ijs} = 0$ if i and j do not cosponsor a single bill, and we take $A_{iis} = 0$ for every i to remove self-edges. Additionally, k_{is} is the strength of node i (i.e., the sum of the weights of the edges attached to node i) in layer s , the quantity $m_s = \sum_{ij} A_{ijs}/2$ is the sum of the weights in layer s , and γ_s is the resolution parameter in layer s . The quantity $C_{jsr} \neq 0$ if node-layer (j, s) is adjacent to node-layer (j, r)

³ The 2006–2011 Congress had 120 seats, but the other 10 were part of this Congress as some legislators died or were expelled.

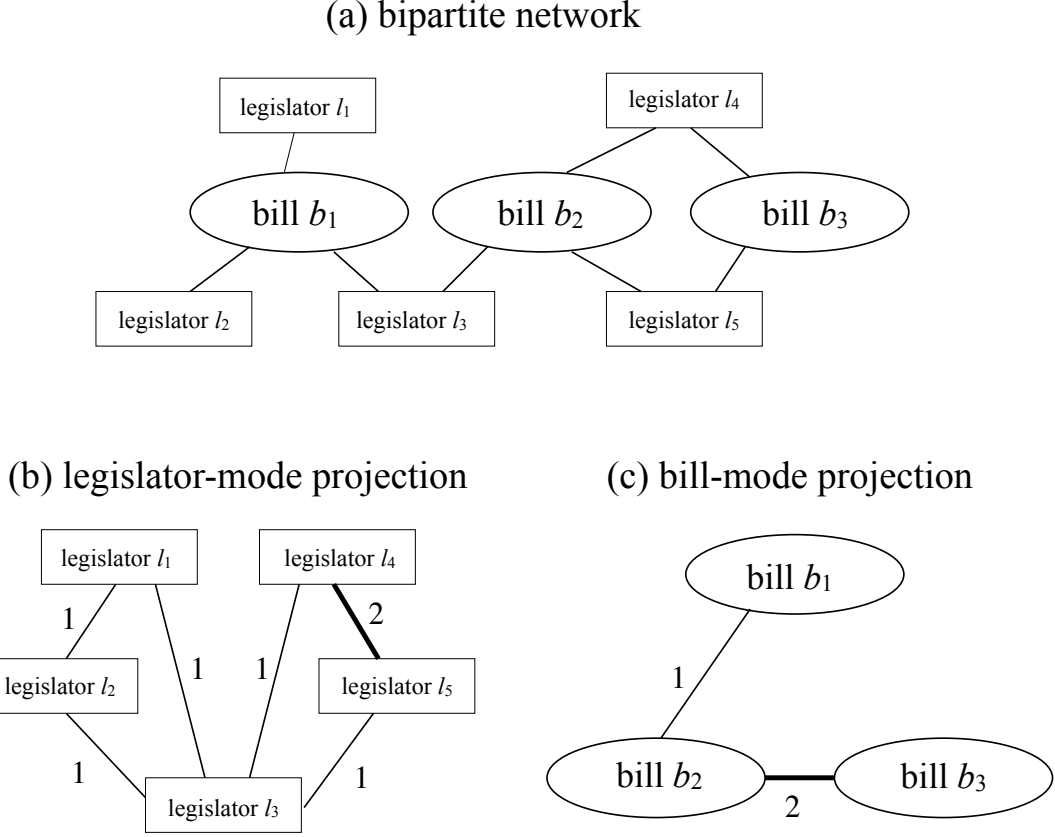


FIG. 1: Procedure for projecting from a bipartite network to a weighted network in a given time window. The edges are undirected, because we treat all of the main sponsors and their cosponsors equally. (That is, we ignore the directed nature of such relationships.)

TABLE I: Basic statistics of the bipartite cosponsorship network (BCN), bill-mode projection networks (BPN), and legislator-mode projection networks (LPN). [TW: time window; #B: number of bills; #L: number of legislators; #E: number of edges; and ρ : edge density.]

TW	#B	#L	#E; ρ BCN	#E; ρ BPN	#E; ρ LPN
total	3 522	130	27 414; 0.0021	1 569 063; 0.253	7 107; 0.848
0607_I	678	120	5 251; 0.0645	56 411; 0.246	3 694; 0.517
0607_II	355	119	2 824; 0.0668	18 447; 0.294	3 723; 0.530
0708_I	469	117	3 656; 0.0666	25 891; 0.236	2 880; 0.424
0708_II	341	119	2 629; 0.0648	13 418; 0.231	2 195; 0.313
0809_I	331	122	2 550; 0.0631	12 163; 0.223	2 227; 0.302
0809_II	243	119	2 032; 0.0703	8 244; 0.280	3 580; 0.510
0910_I	323	116	2 394; 0.0639	11 644; 0.224	2 250; 0.337
0910_II	242	118	1 942; 0.0680	7 655; 0.263	2 498; 0.362
1011_I	379	119	2 875; 0.0637	18 320; 0.256	2 179; 0.310
1011_II	161	116	1 261; 0.0675	3 612; 0.280	2 039; 0.306

(i.e., legislator j is connected to him/herself across different periods), and $C_{jsr} = 0$ otherwise. Note that we are assuming so-called “diagonal” coupling, so nonzero interlayer coupling cannot occur between different legislators [35]. We use the factor $2\mu = \sum_{ijs} A_{ijs} + \sum_{jsr} C_{jsr}$ to normalize $Q \in [-1, 1]$. See [50] for recent theoretical work on multilayer modularity maximization. When a legislator does not appear in some period, all intralayer and interlayer edges attached to it have a value of 0.

We simplify the interlayer connections further by taking $C_{jsr} = \omega$ if two consecutive layers s and r share legislator j and $C_{jsr} = 0$ otherwise. Hence, the interlayer coupling is “ordinal” [35], and it is uniform across legislators. By also taking $\gamma_s = \gamma$ for all layers, we are left with an “intralayer resolution parameter” γ and an “interlayer resolution parameter” ω [51]. As in Ref. [37], we use a variant [52] of the Louvain method [53] to maximize Q .

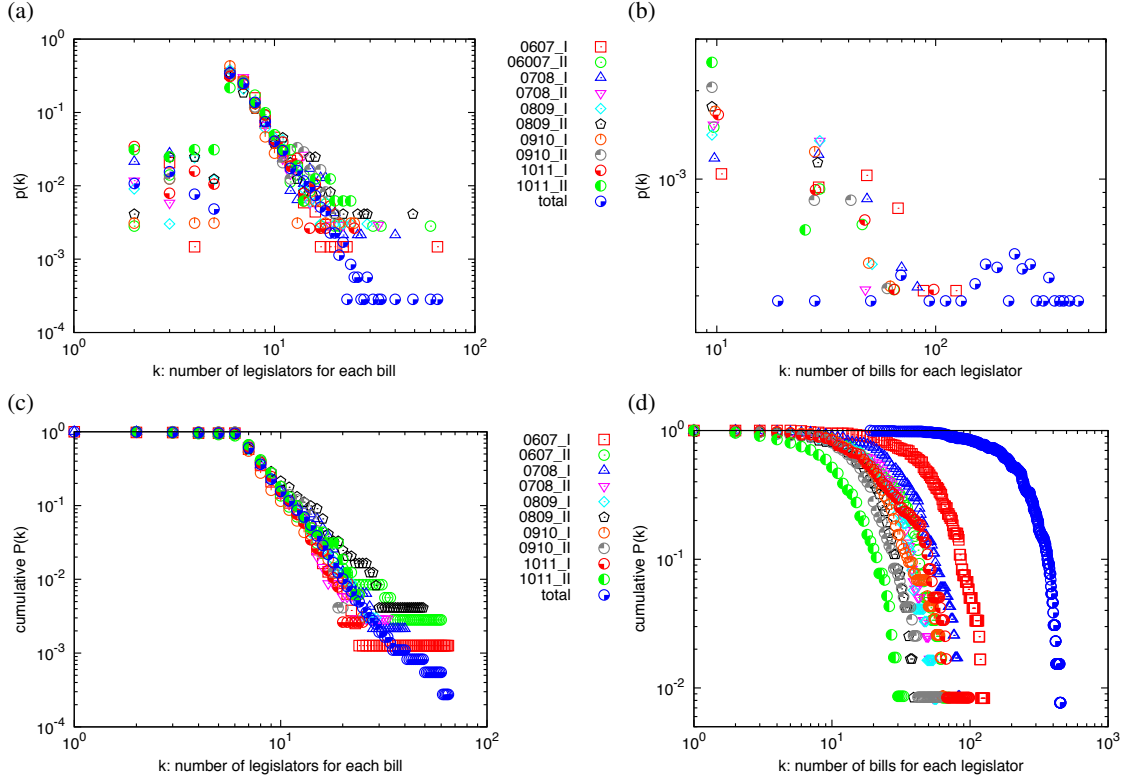


FIG. 2: Degree distribution $p(k)$ of (a) bills (i.e., indicating number of cosponsoring legislators) and (b) legislators (i.e., indicating number of bills cosponsored) in the bipartite cosponsorship network (BCN) for each half year. In panels (c) and (d), respectively, we show the corresponding cumulative distributions $P(k) = \sum_{k' \geq k} p(k')$. We bin the horizontal axis in panel (b) using a width of $\Delta k = 20$.

III. RESULTS

A. Measuring switches in political allegiances

Motivated by the work in [56], we define the “flexibility” f_i of legislator i to be the number of times that he/she changes community membership during the observation time in the multilayer network. That is,

$$f_i = \sum_{s=1}^{\mathcal{T}-1} [1 - \delta(g_{i,s}, g_{i,s+1})], \quad (2)$$

where we recall $g_{i,s}$ indicates the community assignment of legislator i in layer $s \in \{1, \dots, \mathcal{T}\}$. The term “flexibility” was used in [56] in a study of functional brain networks, and we adopt it for the present work. As a comparison, the “persistence” for the entire network defined in Ref. [50] is

$$\sum_{s=1}^{\mathcal{T}-1} \sum_{i=1}^N \delta(g_{i,s}, g_{i,s+1}). \quad (3)$$

In Fig. 3, we show the maximum modularity and flexibility for the temporal multilayer legislator-projected network from multilayer modularity maximization [37] with a variant [52] of the Louvain method [53]. The flexibility results in Fig. 3(b) suggest that there is a nontrivial relationship between flexibility values and the parameters γ and ω , so it is helpful to explore these results further for several different values of (γ, ω) .

In Figs. 4 and 5, we illustrate the time-dependent community structure for several values of (γ, ω) . To provide a comparison, we perform similar computations for U.S. Senate cosponsorship networks. We downloaded these data from [58], which start from the 93rd Congress (which covers the dates 3 January 1973–3 January 1975) and go through the 110th Congress (which covers the dates 3 January 2007–3 January 2009). We construct the multilayer U.S. Senate cosponsorship network using the same procedure (see Fig. 1) as for the Peruvian Congress, except that each time window in the former covers an entire 2-year Congress (in contrast to a half-year for Peru).

We illustrate time-dependent community structure for the U.S. Senate in Fig. 6). Unsurprisingly, we observe a relatively stable bipolar structure (Democrats versus Republicans) in the U.S. Senate, which contrasts sharply with the more intricate temporal community structure in the Peruvian Congress. For instance, Unidad Nacional (UN), which was composed of four parties, dissolved in 2008 [59] after eight years of political alliance. This could help explain the restructuring of its year-2007 members that we observe in Figs. 4(a) and 5(a,b). Figures 4 and 5 also highlight the loyalty of politicians in the Partido Aprista Peruano (PAP) and the Fujimori Group, as none of their members left those groups to join another group.

However, the party Union por el Peru (UPP), which started the 0607_I Congress (in July 2006) with a majority of the seats (45 seats out of 120) but lost members to other groups in

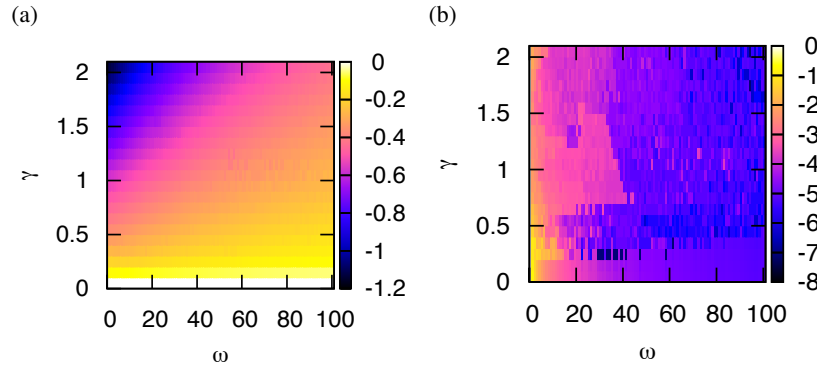


FIG. 3: Logarithm of (a) maximum modularity (using a variant [52] of the Louvain method) and (b) normalized flexibility $f_i/(\mathcal{T} - 1)$, where f_i is defined in Eq. (2) and \mathcal{T} is the total number of layers. Note that f_i is a function of the interlayer coupling strength ω and the resolution parameter γ .

TABLE II: Notably flexible legislators from the results shown in Figs. 4, 5, and 7.

name	party	district	flexibility with (γ, ω)			
			$(1.0, 20.0)$	$(1.0, 60.0)$	$(1.5, 20.0)$	$(1.5, 60.0)$
Gloria Deniz Ramos Prudencio	<i>Unión por el Perú</i>	Pasco	3	0	1	0
José Saldaña Tovar	<i>Unión por el Perú</i>	Huancavelica	2	1	2	1
Antonio León Zapata	<i>Unión por el Perú</i>	Apurímac	2	1	2	1
Alvaro Gonzalo Gutiérrez Cueva	<i>Unión por el Perú</i>	Arequipa	2	1	2	1
David Waisman Rjavinsthi	<i>Perú Posible</i>	Lima	1	1	1	1
Juan David Perry Cruz	<i>Restauración Nacional</i>	Madre de Dios	1	1	1	1
Isaac Mekler	<i>Unión por el Perú</i>	Callao	1	1	1	1
Alda Mirta Lazo Ríos de Hornung	<i>Restauración Nacional</i>	Lima	1	1	1	1
Víctor Ricardo Mayorga Miranda	<i>Unión por el Perú</i>	Cusco	0	1	1	0
Walter Ricardo Menchola Vásquez	<i>Unidad Nacional</i>	Madre de Dios	1	0	1	1
José León Luna Gálvez	<i>Unidad Nacional</i>	Lima	1	0	1	1
Wilson Michael Urtecho Medina	<i>Unidad Nacional</i>	La Libertad	1	0	1	1
Fabiola María Morales Castillo	<i>Unidad Nacional</i>	Piura	1	0	1	1

Congress. They only had 7 remaining members by the end of the 1011^{II} session in 2011 [60]. Figure 5 and particularly Figure 4 illustrate the switching of the UPP legislators to other parties. We discuss such political reorganizations further in the next section.

B. Dynamical reorganization of the Peruvian Congress

To discuss the time-dependent community structure in the Peruvian Congress in more detail, we need to give some facts about the Peruvian political system and its recent history. The elections for President (and Vice Presidents) of the executive branch and Congress occur as part of the same electoral process, and both the presidential and legislative positions have five-year terms. A candidate for President must obtain more than 50% of the popular votes from Peruvian citizens of voting age. If no party exceeds 1/2 of the popular vote, then the two candidates with the most votes are considered in a second round. Similar to presidential elections, a legislator is elected from the popular vote of the citizens in the geographic region that the legislator wants to represent. Additionally, the Na-

tional Jury of Elections (JNE, in Spanish), the highest authority in electoral matters in Peru, informs parties of the number of seats that each region has for Congress. Since 1995, Peru has had only one Congressional chamber, and Congressional elections do not possess a second round.

In the 2006 elections⁴, 20 parties had candidates for President and Vice Presidents, and 25 parties had candidates who were aspiring to become legislators. In the elections for the presidency of the executive branch, no candidates surpassed the 50% threshold, so the top two candidates (from PAP and UPP) in 2006 needed to be considered in a second round. PAP won the Presidency of the executive branch, but UPP had already won the majority of seats in Congress during the first round [61].

Given this scenario, it is not surprising that we observe some reorganization in the 2006–2011 Peruvian Congress in

⁴ The year 2000 elections for President and Congress were redone in 2001 because of the resignation of President Fujimori, who won the year 2000 elections.

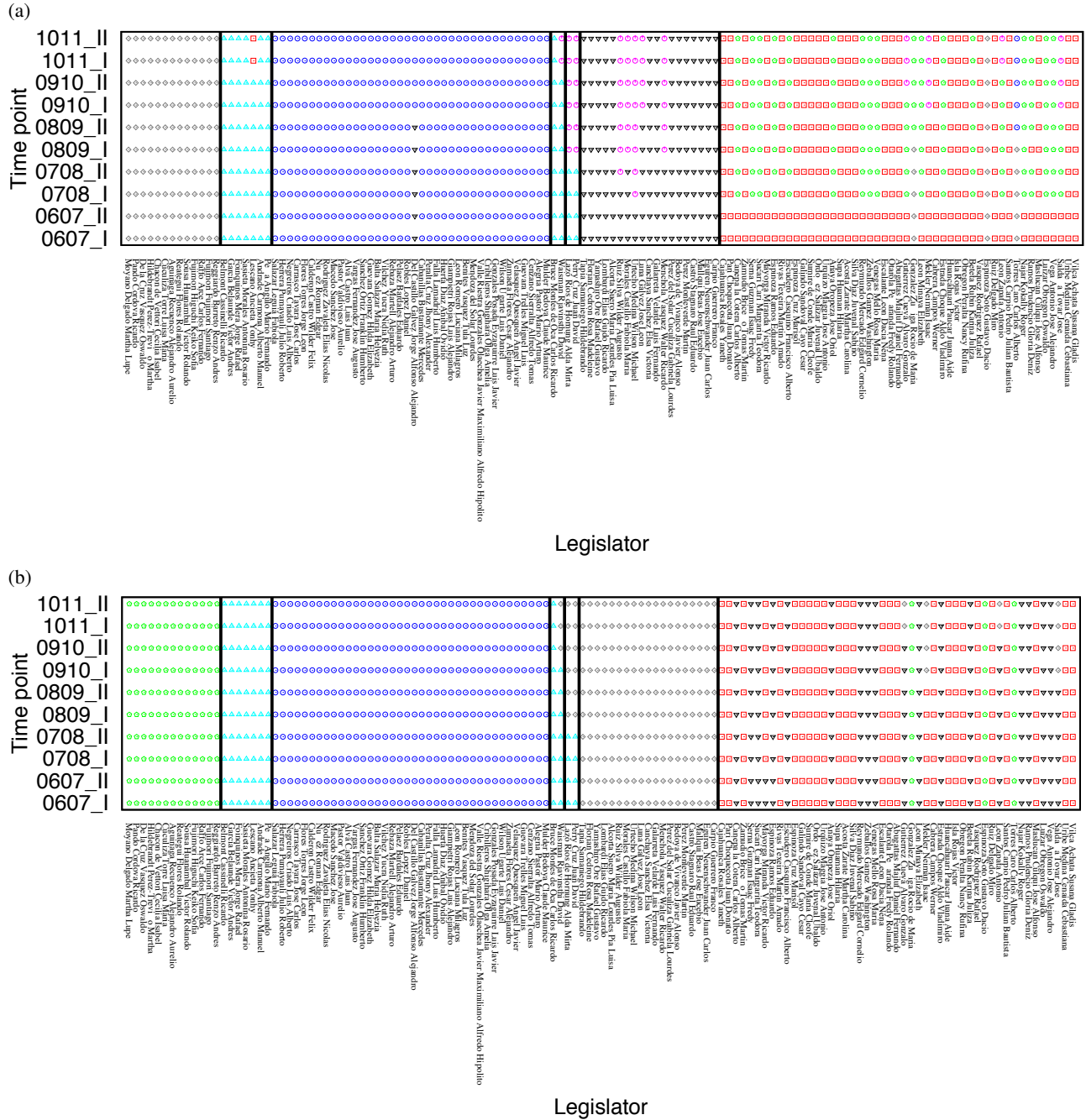


FIG. 4: Time-dependent community structure for the multilayer legislation cosponsorship network in the Peruvian Congress for (a) $(\gamma, \omega) = (1.0, 20.0)$ and (b) $(\gamma, \omega) = (1.0, 60.0)$. We show different communities using different colors and symbols, and we sort the legislators by political party (the parties where they were candidates), which we sort alphabetically from left to right and separate with vertical lines. The political parties are Alianza por el Futuro, Frente del Centro, Partido Asprista Peruano, Perú Posible, Restrauración Nacional, Unidad Nacional, and Unión por el Perú.

our computation of time-dependent community structure. The governing party in the executive branch (PAP) did not hold the majority in Congress, but the losing party (UPP) in the 2006 presidential election obtained a majority of seats in Congress

and declared themselves as the “parliamentary opposition”.⁵

⁵ In Peru, it is customary that the losing party in Congress considers itself as the “opposition” as a declaration that they are watching the government to make sure that it is not abusing its constitutional powers and remains

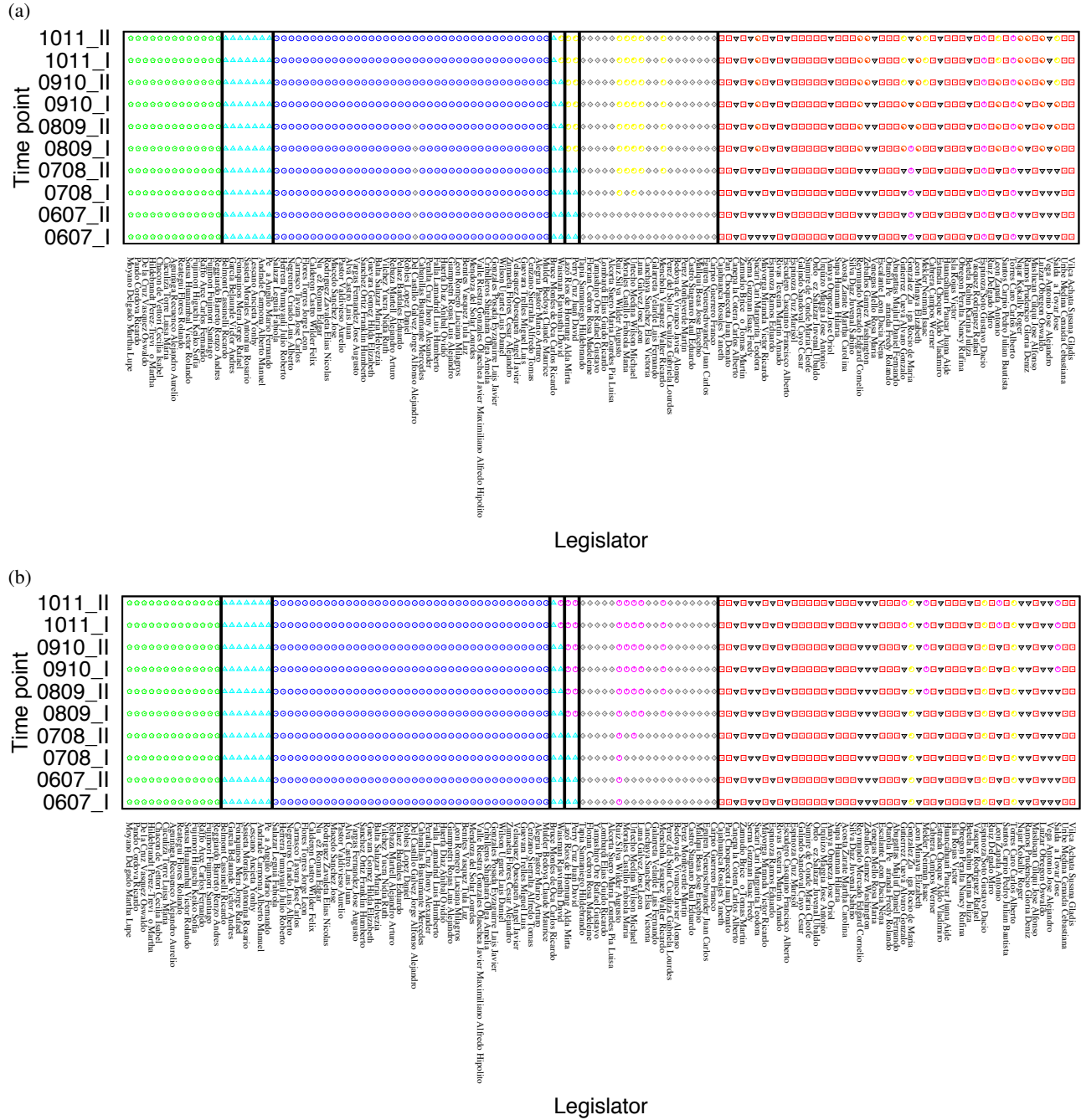


FIG. 5: Time-dependent community structure for the multilayer legislation cosponsorship network in the Peruvian Congress for (a) $(\gamma, \omega) = (1.5, 20.0)$ and (b) $(\gamma, \omega) = (1.5, 60.0)$. We show different communities using different colors and symbols, and we sort the legislators by political party, which we sort alphabetically from left to right and separate with vertical lines. The political parties are Alianza por el Futuro, Frente del Centro, Partido Asprista Peruano, Perú Posible, Reastrauración Nacional, and Unión por el Perú.

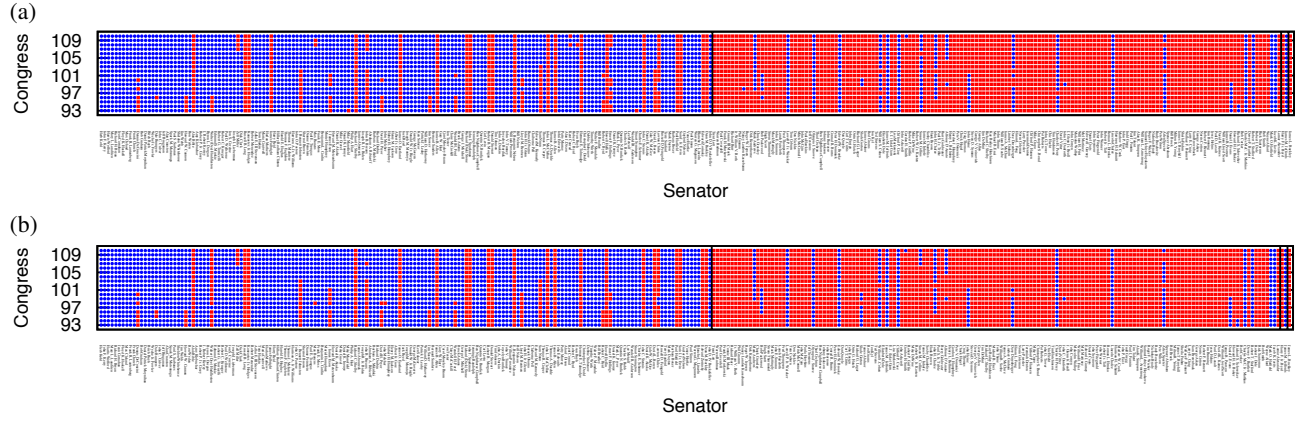


FIG. 6: Time-dependent community structure for the cosponsorship network in the U.S. Senate for (a) $(\gamma, \omega) = (1.0, 20.0)$ and (b) $(\gamma, \omega) = (1.0, 60.0)$. We show different communities using different colors and symbols, and we sort the Senators by political party, which we separate with vertical lines. From left to right, the parties are the Democratic Party, the Republican Party, and independents (Harry F. Byrd Jr. and James M. Jeffords), and the Conservative Party of New York State (James L. Buckley).

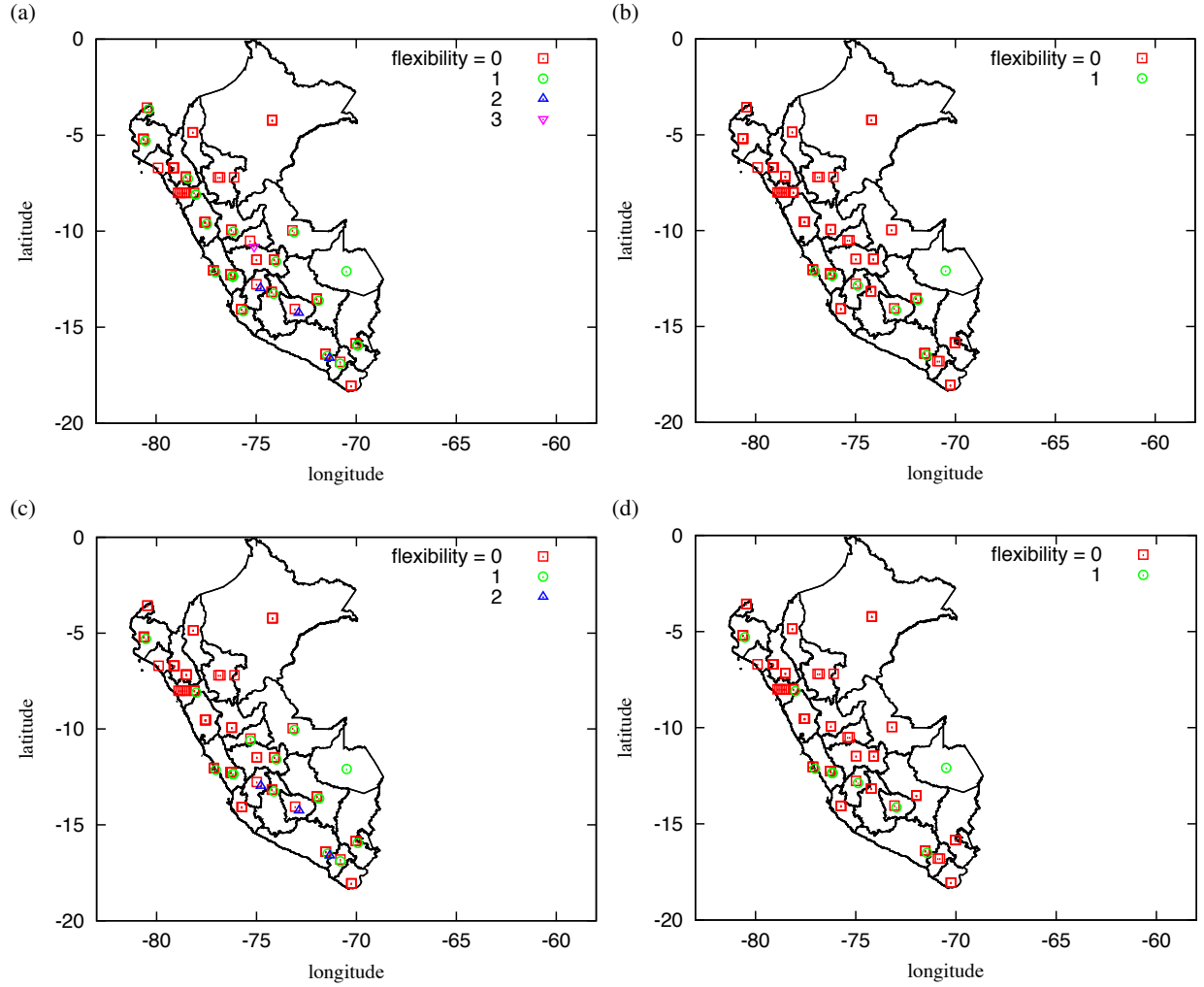


FIG. 7: Flexibility values of individual Peruvian legislators on top of their district locations on the map of Peru [54] for (a) $(\gamma, \omega) = (1.0, 20.0)$, (b) $(\gamma, \omega) = (1.0, 60.0)$, (c) $(\gamma, \omega) = (1.5, 20.0)$, and (d) $(\gamma, \omega) = (1.5, 60.0)$.

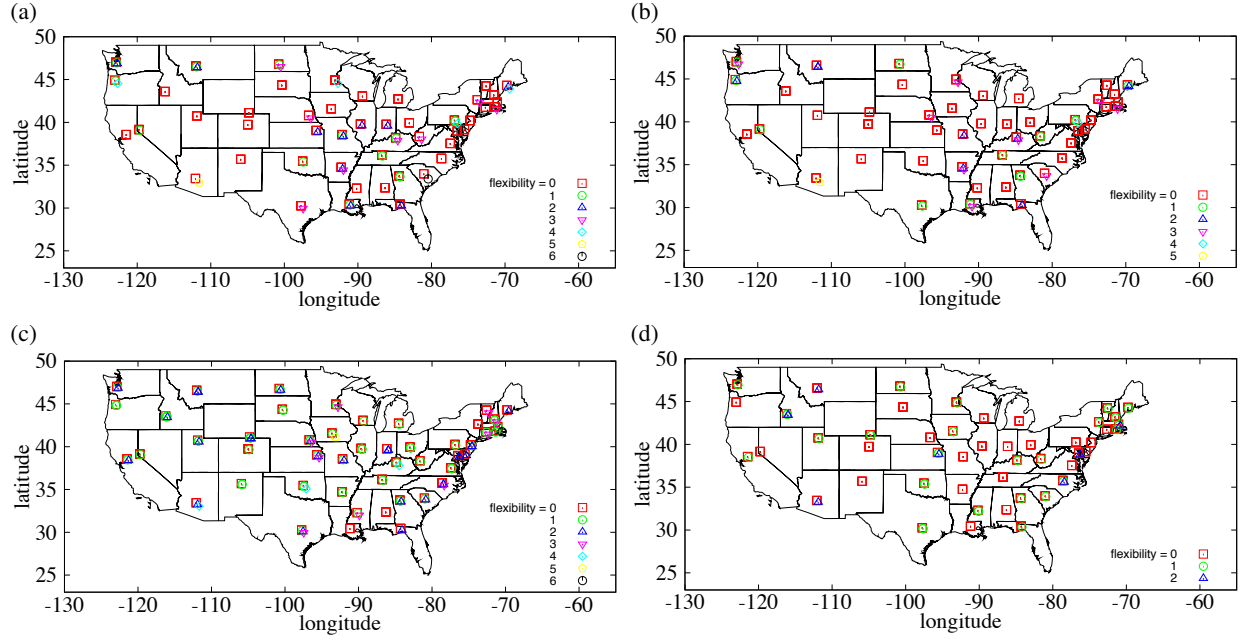


FIG. 8: Individual U.S. Senators' flexibility values on top of their states (marked on each state's capital) on a map of the U.S. mainland [55] for (a) $(\gamma, \omega) = (1.0, 20.0)$, (b) $(\gamma, \omega) = (1.0, 60.0)$, (c) $(\gamma, \omega) = (1.5, 20.0)$, and (d) $(\gamma, \omega) = (1.5, 60.0)$. We omit Hawaii and Alaska for ease of viewing.

TABLE III: Notably flexible U.S. Senators from the results shown in Figs. 6 and 8.

name	party	state	flexibility with (γ, ω)			
			$(1.0, 20.0)$	$(1.0, 60.0)$	$(1.5, 20.0)$	$(1.5, 60.0)$
Ernest Hollings	Democrat	South Carolina	6	3	0	0
Dennis DeConcini	Democrat	Arizona	5	5	0	0
Arlen Specter	Republican	Pennsylvania	4	4	1	0
Dave Durenberger	Republican	Minnesota	4	3	0	0
William Cohen	Republican	Maine	4	2	0	0
Bob Packwood	Republican	Oregon	4	2	1	0
Wendell Ford	Democrat	Kentucky	3	3	1	0
David Pryor	Democrat	Arkansas	3	3	0	0
John Breaux	Democrat	Louisiana	2	3	0	0
Alfonse D'Amato	Republican	New York	3	3	0	0
John Chafee	Republican	Rhode Island	3	3	0	0
James Exon	Democrat	Nebraska	3	3	1	0
Slade Gorton	Republican	Washington	2	3	0	0
Edward Kennedy	Democrat	Massachusetts	0	0	6	2
Tom Harkin	Democrat	Iowa	0	0	5	1
John McCain	Republican	Arizona	0	0	4	2
Mitch McConnell	Republican	Kentucky	0	0	4	1
Don Nickles	Republican	Oklahoma	0	0	4	1
Robert Dole	Republican	Kansas	0	0	3	2
Jesse Helms	Republican	North Carolina	0	0	3	2
Larry Craig	Republican	Idaho	0	0	2	2
James McClure	Republican	Idaho	0	0	1	2
Barbara Mikulski	Democrat	Maryland	0	0	2	2
Conrad Burns	Republican	Montana	0	0	2	2

UPP was founded in 1994 by a group of important political leaders who sought to compete against President Alberto Fujimori to avoid his reelection in the 1995 elections. By 2000, all of the important politicians had abandoned UPP, although the party remained eligible to compete in future elections. The 2006 election was an opportunity for the remaining members of UPP to have a political presence in the country when a popular candidate, Ollanta Humala, needed a lawful party to compete for the presidency. UPP thus invited Humala to be their candidate. See [62] for further historical details.

Arguably, the winning party (PAP) in the executive branch was successful in managing (either directly or indirectly) the Peruvian Congress. One sign that can reveal if a governing party has lost control of Congress is the composition of the Congress Board as well as who presides over it.⁶ Despite PAP not holding a majority in Congress, it presided over every Congress Board during 2006–2011. Additionally, one legislator from the opposition (UPP) party was present on the Board in eight of the ten sessions (0910.I and 0910.II were the exceptions).

During 2006–2011, UPP and other parties lost legislators who later became part of groups or founded other groups in Congress. UPP had 45 legislators in 2006 but 7 legislators in 2011. As we mentioned before, there were 7 parties in Congress when the 2006–2011 Congress started in July 2006. By 2011, the Congress included 14 distinct groups. See [47] for further historical information. Figures 5(a,b) capture reorganizations in the political parties. For instance, we observe opportunistic behavior of legislators who tend to strengthen ties outside of their original community. This seems to have occurred not only among legislators whose original party had a small share in Congress but also to members of the majority party (UPP), which appeared to include many of the most flexible legislators. Eight legislators were members of at least three different groups. Seven of these legislators were from the UPP⁷, and one legislator (Wilson Michael Urtecho Medina) was from the UN. By examining time-dependent community structure, one can also see the emergence of new groups (e.g., “Partido Demócrata Peruano”, which included Carlos Torres Caro, Gustavo Espinoza, and Rocío González from the UPP. One can also observe the loyalty in PAP and the Fujimori group (i.e., Alianza por el Futuro).

The trend of party switching may have been reinforced when UN ceased to be an alliance in 2008. Solidaridad Nacional (SN), one of the parties in the UN alliance, was nominated its leader (Luis Castañeda Lossio) for the Presidential election in 2011, but he lost. At the time, Castañeda Lossio was the Mayor of Lima (he had been reelected to a second

term) and was a very important candidate, as Lima has a huge share (about 30%) of the votes [63]. The attractiveness of Castañeda Lossio’s candidacy may have motivated some legislators to seek reelection⁸ in 2011 to establish connections with SN. Officially, UPP supported Luis Castañeda Lossio in the 2011 election [65]. In 2011, Ollanta Humala abandoned UPP and ran for President of the executive branch with his own party (Partido Nacionalista). Humala won the 2011 election and became President of Peru for the period 2011–2016.

We check for geographical correlations with our observations by comparing individual legislators’ district location to their flexibility [see Eq. (2)], which indicates how often they change community assignment. In Fig. 7, we plot individual legislators’ flexibility values on top of their district locations on a map of Peru, and we observe that the central part of the country (including the capital city Lima) has more flexible legislators. We list some notably flexible legislators in Table II.

Our discussions above suggest that Peruvian legislators need to be strategic about their political opportunities. For example, they can either take a “loyalist” or “opportunist” strategy. In the latter strategy, a politician moves to what appears to be a more promising group or party for their political future. One can examine the loyalty level of parties based on how many legislators remain with them over time. For example, during the 2006–2011 Congress, PAP and the Fujimori group kept all of their members. Additionally, we have seen that having a significant presence in the Peruvian Congress is not sufficient to ensure loyalty: UPP had a majority but lost several legislators to other groups. Various reasons motivate Peruvian legislators to switch parties so often. Minority parties also play an important part in this dynamics. A group needs to have at least six members if it aspires to be represented on the Congress Board. This can lead to there being fewer groups than political parties at the beginning of a Congress, but the 2006–2011 Congress had the opposite situation: UPP started breaking up even as the 0607.I session was starting, and the number of groups in the 2006–2011 Congress increased early.

By 2011, twelve legislators were in a different party than the one they were in 2006. Only one of them was reelected in the 2011 election. Nine of the twelve were not from Lima, and none of those nine were reelected. Although party switching is considered to be an effective strategy for short-term gain, the very low reelection rate in the last three Congressional elections (2001, 2006, 2011) may also suggest that it is not an effective long-term strategy. To investigate such a hypothesis, it will be important to compare the Peruvian Congress to Congresses in other nations.

In contrast to party switching in the Peruvian legislature, U.S. Senators have much firmer community memberships, and their flexibility does not seem to include as many geographic characteristics. We show their flexibilities on a map of the U.S. in Fig. 8, and we again observe a bipolar struc-

⁶ A president of the Congress Board presides over the body and is in charge of conducting the discussion of proposals, the discussion of voting, and the meetings in which proposals are scheduled. The president of the Congress Board appoints all high-level staff in Congress, and the Congress Board is the body that most influences the Congress’s budget.

⁷ These legislators were Gloria Deniz Ramos Prudencio, Washington Zeballos Gómez, Isaac Mekler Neiman, Alvaro Gonzalo Gutierrez Cueva, Antonio León Zapata, Jose Saldaña Tovar, and Rosa María Venegas Mello.

⁸ Reelection to Congress is relatively rare in Peru. For example, in the 2011 election, only about 20% of the legislators were reelected [64].

ture among the U.S. Senators. We list some notably flexible Senators in Table III. Note that the list depends sensitively on the value of the resolution parameter γ (e.g., it is mostly Republicans for some parameter values but mostly Democrats for others), in contrast to our observations for Peruvian Congressmen.

IV. CONCLUSIONS AND DISCUSSION

We examined time-dependent community structure to explore dynamical restructuring in the Peruvian Congress during the 2006–2011 term based on (publicly available) legislation cosponsorship data. Our computations give a lens in which to view the frequent switches in the political group affiliations of legislators in Peru. We contrasted such Peruvian politics with the political climate in the U.S., in which there are two highly polarized political parties, and our analysis illustrates a dissolution of the majority party at the beginning of 2006 Peruvian Congress. More generally, our calculations indicate that even cosponsorship data alone is able to reveal political restructuring in legislative bodies. For countries, such as Peru, in which democratic institutions are still immature,⁹ it should be very insightful to use quantitative methods such as network analysis to analyze political restructuring during the maturation process of governmental bodies.

As more data become available amidst the modern data deluge, it will be possible to conduct further investigations to elucidate both political and social network structures among legislators. Future research can include focusing on bills rather

than politicians, studying change points in the temporal dynamics [57], examining the role of overlapping communities, pursuing case studies in other countries, and more. It is interesting to examine the relationship between public labels such as party membership and quantities (such as flexibility) that one can measure from procedures like time-dependent community detection using (also publicly available) legislation cosponsorship data. Ideally, one can use dynamic network analysis to reveal insights that complement those from more traditional techniques (e.g., statistical analyses) in quantitative and qualitative political science.

Acknowledgements

We thank James Fowler for helpful discussions and for helping to set up this collaboration. S.H.L. was supported by the Basic Science Research Program through the National Research Foundation of Korea (NRF) funded by the Ministry of Education (Grant No. 2013R1A1A2011947), and M.A.P. was supported by the European Commission FET-Proactive project PLEXMATH (Grant No. 317614). S.H.L. and M.A.P. also acknowledge support from the Engineering and Physical Sciences Research Council (EPSRC) through grant No. EP/J001759/1. J.M.M. acknowledges support from the eScience Institute at the University of Washington, the Center for Social Complexity at George Mason University, and the Department of Social Sciences at Pontificia Universidad Católica del Peru.

-
- [1] McCLURG, S. D. & LAZER, D. (2014) Political networks. *Soc. Networks*, **36**, 1–4.
 - [2] WARD, M. D., STOVEL, K. & SACKS, A. (2011) Network analysis and political science. *Ann. Rev. Poli. Sci.* **14**, 245–264.
 - [3] VICTOR, J. N. (2016) *Handbook of Political Networks*, Oxford University Press.
 - [4] LEE, S. H., KIM, P.-J., AHN, Y.-Y. & JEONG, H. (2010) Googling social interactions: Web search engine based social network construction. *PLOS ONE*, **5**, e11233.
 - [5] POOLE, K. T. & ROSENTHAL, H. (1997) *Congress: a political-economic history of roll call voting*, Oxford University Press.
 - [6] FOWLER, J. H., JOHNSON, T. R., SPRIGGS II, J. F., JEON, S. & WAHLBECK, P. J. (2007) Network analysis and the law: Measuring the legal importance of precedents at the U.S. Supreme Court. *Polit. Anal.*, **15**, 324–346.
 - [7] MIRSHAHVALAD, A., LINDHOLM, J., DERLÉN, M. & ROSVALL, M. (2012) Significant communities in large sparse networks. *PLOS ONE*, **7**, e33721.
 - [8] HAFNER-BURTON, E. M., KAHLER, M. & MONTGOMERY, A. H. (2009) Network analysis for international relations. *Int. Organ.*, **63**, 559–592.
 - [9] LAZER, D., RUBINEAU, B., CHETKOVICH, C., KATZ, N. & NEBLO, M. (2010) The coevolution of networks and political attitudes. *Polit. Commun.*, **27**, 248–274.
 - [10] CARPENTER, D. P., ESTERLING, K. M. & LAZER, D. M. J. (2004) Friends, brokers, and transitivity: Who informs whom in Washington politics? *J. Polit.*, **66**, 224–246.
 - [11] KLOFSTAD, C. A., SOKHEY, A. E. & McCLURG, S. D. (2013) Disagreeing about disagreement: How conflict in social networks affects political behavior. *Am. J. Polit. Sci.*, **57**, 120–134.
 - [12] LAZER, D. (2011) Networks in political science: Back to the future. *Political Sci. Politics*, **44**, 61–68.
 - [13] BOCCALETTI, S., LATORA, V., MORENO, Y., CHAVEZ, M. & HWANG, D.-U. (2006) Complex networks: structure and dynamics. *Phys. Rep.*, **424**, 175 (2006); NEWMAN M. E. J. (2010) *Networks: an introduction*, Oxford University Press.
 - [14] PORTER, M. A., MUCHA, P. J., NEWMAN, M. E. J. & WARMBRAND, C. M. (2005) A network analysis of committees in the U.S. House of Representatives. *Proc. Natl. Acad. Sci. USA*, **102**, 7057–7062.
 - [15] PORTER, M. A., MUCHA, P. J., NEWMAN, M. E. J. & FRIENDS, A. J. (2007) Community structure in the United States House of Representatives. *Physica A*, **386**, 414–438.
 - [16] VICTOR, J. N. & RINGE, N. (2009) The social utility of informal institutions: Caucuses as networks in the 110th U.S. House of Representatives. *Am. Polit. Res.*, **37**, 742–766.
 - [17] HEDLUND, R., COOMBS, K., MARTORANO, N. & HAMM, K. E. (2009) Partisan stacking on legislative committees. *Legis. Stud. Q.*, **34**, 175–191.
 - [18] FOWLER, J. H. (2006) Connecting the congress: a study of legislative cosponsorship networks. *Poli. Anal.*, **14**, 456–487.
 - [19] FOWLER, J. H. (2006) Legislative cosponsorship networks in the

- US House and Senate. *Soc. Networks*, **48**, 454–465.
- [20] ZHANG, Y., FRIENDS, A. J., TRAUD, A. L., PORTER M. A., FOWLER, J. H. & MUCHA, P. J. (2008) Community structure in congressional cosponsorship networks. *Physica A*, **387**, 1705–1712.
- [21] KIRKLAND, J. H. (2013) Hypothesis testing for group structure in legislative networks. *State Polit. Policy Q.*, **13**, 225–243.
- [22] KIRKLAND, J. H. & GROSS, J. H. (2014) Measurement and theory in legislative networks: The evolving topology of Congressional collaboration. *Soc. Networks*, **36**, 97–109.
- [23] KOGER, G., MASKET, S. & NOEL, H. (2010) Cooperative party factions in American politics. *Am. Polit. Res.*, **38**, 33–53.
- [24] WAUGH, A. S., PEI, L., FOWLER, J. H., MUCHA, P. J. & PORTER, M. A. (2009) Party polarization in congress: a network science approach. *e-print arXiv:0907.3509*.
- [25] LYONS, P. & LACINA, T. (2009) An examination of legislative roll-call voting in the Czech Republic using spatial models. *Czech Sociol. Rev.*, **45**, 1155–1190.
- [26] ALVAREZ, R. M. & SINCLAIR, B. (2012) Electoral institutions and legislative behavior: The effects of primary processes. *Polit. Res. Q.*, **65**, 544–557.
- [27] RINGE, N., VICTOR, J. N. & GROSS, J. H. (2012) Keeping your friends close and your enemies closer? Information networks in legislative politics. *Br. J. Political Sci.*, **43**, 601–628.
- [28] HAHN, K., PARK, J., LEE, D. & LEE, H. (2013) A test of representativeness and polarization in Twitter followership: A cross-national assessment of legislators' Twitter followers in the U.S. and South Korea. *J. Cybercommun.*, **30**, 295–336.
- [29] ROMBACH, M. P., PORTER, M. A., FOWLER, J. H. & MUCHA, P. J. (2014) Core-periphery structure in networks. *SIAM. J. App. Math.*, **74**, 167–190.
- [30] PENG, T.-Q., LIU, M., WU, Y. & LIU, S. (2014) Follower-follower network, communication networks, and vote agreement of the U.S. members of Congress. *Comm. Res.*, 0093650214559601 (online before print).
- [31] DAL MASO, C., POMPA, G., PULIGA, M., RIOTTA, G. & CHESSE, A. (2014) Voting behavior, coalitions and government strength through a complex network analysis. *PLOS ONE*, **9**, e116046.
- [32] HOLME, P. & SARAMÄKI, J. (2012) Temporal networks. *Phys. Rep.*, **519**, 97–125.
- [33] HOLME, P. & SARAMÄKI, J. (EDS) (2013) *Temporal networks*, Springer-Verlag.
- [34] HOLME, P. (2015) Modern temporal network theory: A colloquium. *e-print arXiv:1508.01303*.
- [35] KIVELÄ, M., ARENAS, A., BARTHELEMY, M., GLEESON, J. P., MORENO, Y. & PORTER, M. A. (2014) Multilayer networks. *J. Complex Netw.*, **2**, 203–271.
- [36] BOCCALETTI, S., BIANCONI, G., CRIADO, R., DEL GENIO, C. I., GÓMEZ-GARDEÑES, J., ROMANCE, M., SENDIÑA-NADAL, I., WANG, Z. & ZANIN, M. (2014) The structure and dynamics of multilayer networks. *Phys. Rep.*, **544**, 1–122.
- [37] MUCHA, P. J., RICHARDSON, T., MACON, K., PORTER M. A. & ONNELA, J.-P. (2010) Community structure in time-dependent, multiscale, and multiplex networks. *Science*, **328**, 876–878.
- [38] MUCHA, P. J. & PORTER, M. A. (2010) Communities in multislice voting networks. *Chaos*, **20**, 041108.
- [39] MOODY, J. & MUCHA, P. J. (2013) Portrait of political party polarization. *Network Science*, **1**, 119–121.
- [40] CRANMER, S. J., MENNINGA, E. J. & MUCHA, P. J. (2015) Kantian fractionalization predicts the conflict propensity of the international system. *Proc. Natl. Acad. Sci. USA*, doi:10.1073/pnas.1509423112 (published ahead of print), <http://www.pnas.org/content/early/2015/09/02/1509423112>.
- [41] CALVO, E. & LEIRAS, M. (2012) The nationalization of legislative collaboration: Territory, partisanship, and policymaking in Argentina. *Revista Ibero-Americana de Estudios Legislativos*, **2**, 2–19.
- [42] ALEMÁN, E., CALVO, E., JONES, M. P. & KAPLAN, N. (2009) Comparing cosponsorship and roll-call ideal points. *Legis. Stud. Q.*, **34**, 87–116.
- [43] ALEMÁN, E. & CALVO, E. (2010) Explaining policy ties in the Argentine and Chilean Congresses: A network analysis of bill initiation data. *Ponencia preparada para la Annual Meeting of the Midwest Political Science Association, Chicago*. Available at http://gvptsites.umd.edu/calvo/Aleman_Calvo_Final%20Version_PS.pdf.
- [44] GUZMÁN SCHRADER, M. A. (2011) *Análisis de las relaciones de apoyo a los proyectos de ley en el Congreso de la República utilizando la técnica de análisis computacional de redes sociales. Primera legislatura 2006*, Dissertation for Bachelor Degree in Political Science, Pontificia Universidad Católica del Perú, Lima, Peru.
- [45] Congreso de la República. Available at <http://www.congreso.gob.pe/proyectosdeley>. Our curated version of the data is available at <http://newton.kias.re.kr/~lshlj82/PeruvianCongressCosponsorshipData.zip> including two Microsoft Excel files and one readme text file.
- [46] PORTER, M. A., ONNELA, J.-P. & MUCHA, P. J. (2009) Communities in networks. *Not. Am. Math. Soc.*, **56**, 1082–1097, 1164–1166; FORTUNATO, S. (2010) Community detection in graphs. *Phys. Rep.*, **486**, 75–174.
- [47] *Grupos Parlamentarios*. http://www.congreso.gob.pe/gruposparlamentarios?K=361&m10_idP=5.
- [48] LEE, S. H., KIM, P.-J. & JEONG, H. (2011) Global organization of protein complexome in the yeast *Saccharomyces cerevisiae*. *BMC Syst. Biol.*, **5**, 126.
- [49] EVERETT, M. G. & BORGATTI, S. P. (2013) The dual-projection approach for two-mode networks. *Social Networks*, **35**, 204–210.
- [50] BAZZI, M., PORTER, M. A., WILLIAMS, S., McDONALD, M., FENN, D. J. & HOWISON, S. D. (2015) Community detection in temporal multilayer networks, and its application to correlation networks. *Multi. Model. Sim.: A SIAM Inter. Journal*, in press (*e-print arXiv:1501.00040*).
- [51] BASSETT, D. S., PORTER, M. A., WYMBS, N. F., GRAFTON, S. T., CARLSON, J. M. & MUCHA, P. J. (2013) Robust detection of dynamic community structure in networks. *Chaos*, **23**, 013142.
- [52] JUTLA, I. S., JEUB, L. G. S. & MUCHA, P. J. (2011–2014) *Generalized Louvain method for community detection implemented in MATLAB (GenLouvain 2.0)*. Available at <http://netwiki.amath.unc.edu/GenLouvain/GenLouvain>.
- [53] BLONDEL, V. D., GUILLAUME, J.-L. & LAMBIOTTE, R. (2008) Fast unfolding of communities in large networks. *J. Stat. Mech.*, **2008**, P10008.
- [54] The data for regional boundaries of Peru is downloaded from <http://diva-gis.org> (February 13, 2014).
- [55] *Cucuringu, M., Blondel, V. D. & Van Dooren, P.* (2013) Extracting spatial information from networks with low-order eigenvectors. *Phys. Rev. E*, **87**, 032803.
- [56] BASSETT, D. S., WYMBS, N. F., PORTER, M. A., MUCHA, P. J., CARLSON, J. M. & GRAFTON, S. T. (2011) Dynamic reconfiguration of human brain networks during learning. *Proc. Natl. Acad. Sci. USA*, **118**, 7641–7646.
- [57] PEEL, L. & CLAUSET, A. (2015) Detecting change points in the large-scale structure of evolving networks. *Proc. of the 29th International Conference on Artificial Intelligence (AAAI)*, 2914–2920.

- [58] FOWLER, J.H., WAUGH, A.S. & SOHN Y. *Cosponsorship network data*. Available at <http://jhfowler.ucsd.edu/cosponsorship.htm>.
- [59] National Unity (Peru). Available at [http://en.wikipedia.org/wiki/National_Unity_\(Peru\)](http://en.wikipedia.org/wiki/National_Unity_(Peru)).
- [60] *Presentación: El grupo parlamentario*. http://www4.congreso.gob.pe/grupo_parlamentario/_upp/presentacion.htm.
- [61] *Elección presidencial congresal y al parlamento andino: Resultados*. http://portal.jne.gob.pe/informacionelectoral/estadisticaelectoral/1_1.pdf.
- [62] *Historia*. http://www4.congreso.gob.pe/grupo_parlamentario/_upp/_historia.htm.
- [63] *Oficina nacional de procesos electorales*. www.onpe.gob.pe.
- [64] *Perú: Congreso de la República*. <http://www.congreso.gob.pe>.
- [65] *Encuentra información sobre las organizaciones políticas*. <http://www.infogob.com.pe/Partido/ficha.aspx?IdOrgPol=2156&IdTab=0>.
- [66] *La dictadura de Fujimori: Marionetismo, corrupción y violaciones de los derechos humanos*. <http://www.menschenrechte.org/lang/es/lateinamerika/la-dictadura>.
- [67] LEVITSKY, S. & WAX, L.A. (2015) *Competitive Authoritarianism: International Linkage, Organizational Power, and the Fate of Hybrid Regimes*, Cambridge University Press.