

Vision and change in introductory physics for the life sciences

S. G. J. Mochrie

Departments of Physics and Applied Physics, Yale University, New Haven, Connecticut 06511

Since 2010, the Yale physics department has offered a novel calculus-based introductory physics for the life science (IPLS) sequence, that re-imagines the IPLS syllabus to include a selection of biologically and medically relevant topics, that are highly meaningful to its audience of biological science and premedical undergraduates. The first semester, in particular, differs considerably from traditional first-semester introductory physics. Here, we highlight the novel aspects of Yale's first-semester course, and describe student feedback about the course, including a comparison between how students evaluate the course and how they evaluate courses with a traditional syllabus, and how students' perceptions of the relevance of physics to biology and medicine are affected by having taken the course.

I. INTRODUCTION

"To design something really new and innovative you have to reject reason." Jonathan Ive.

When biology and premedical students arrive in introductory physics courses, they are often skeptical about the relevance of physics and mathematics to their academic and professional goals. Life science faculty are also increasingly questioning the value of traditional introductory physics in their majors' crowded schedules. For example, in the Fall 2014 issue of the American Physical Society's Forum on Education, University of Colorado molecular, cellular, and developmental biology professor Michael Klymkowsky writes¹:

"These ... physics courses are rarely designed to meet the needs of biology students, and in many cases, little thought has gone into articulating exactly why students should be required to take them."

He continues:

"I would reject the premise that physics *per se* is generically useful to understanding molecular biology. A poorly designed course, perceived as irrelevant to the disciplinary interests or needs of students could be viewed as an inappropriate imposition."

However, in contrast to the perception that the traditional introductory physics curriculum may not be meeting the needs of today's undergraduate biology students, the value of physics ideas and physics skills in biology are becoming ever more appreciated, reflecting the fact that biology is experiencing an ongoing transformation into a quantitative science. More than ten years ago, this evolution, which has since continued apace, was eloquently described by Princeton physics professor William Bialek and Princeton molecular biology professor David Botstein in a seminal paper²:

"Dramatic advances in biological understanding, coupled with equally dramatic advances in experimental techniques and computational analyses, are transforming the science of biology. The emergence of new frontiers of research in functional genomics, molecular evolution, intracellular and dynamic imaging, systems neuroscience,

complex diseases, and the system-level integration of signal-transduction and regulatory mechanisms require an ever-larger fraction of biologists to confront deeply quantitative issues that connect to ideas from the more mathematical sciences."

In response to this new landscape, biology departments are now increasingly hiring faculty with physics backgrounds, and biological physics is now a major subfield of physics, well represented in physics departments and professional societies across the world.

At the undergraduate level, a number of reports³⁻⁶ have highlighted the increasing importance of quantitative skills for students who are planning biomedical careers, and the need to modify and augment undergraduate biology and premedical education accordingly. Recently, the biology community, in *Vision and Change in Undergraduate Biology Education* (VCUBE), has specified a number of core competencies that all undergraduate biology students should possess⁵. These competencies and examples of how each competency might be demonstrated in practice are summarized in VCUBE's Table 2.1, reproduced here as Table I. The AAMC/HHMI's *Scientific Foundations for Future Physicians* (SFFP) specifies similar competencies for premedical students⁴.

Inspection of Table I reveals that undergraduate biology education in the twenty-first century must embrace quantitative and mathematical approaches. Remarkably, many of the specified competencies are those that physicists seek for students to acquire in physics classes. In this context, the two-semester introductory physics for the life sciences (IPLS) sequence, currently required for premedical students and biological science majors, presents a natural platform where these students could encounter quantitative and mathematical descriptions of biological and physiological phenomena for the first time. Where better than IPLS to first develop problem-solving strategies? Where better than IPLS to first develop the ability to use quantitative reasoning? Where better than IPLS to start developing the ability to use modeling and simulation? Where better than IPLS to start developing the ability to apply physical laws to biological dynamics? Where better than IPLS to start developing the ability to incorporate stochasticity into biological models? Indeed, VCUBE can be read as a call to transform IPLS into an engaging and exciting subject that is appreciated as essential to every biologist's undergraduate education, in contrast to biology students' current preconcep-

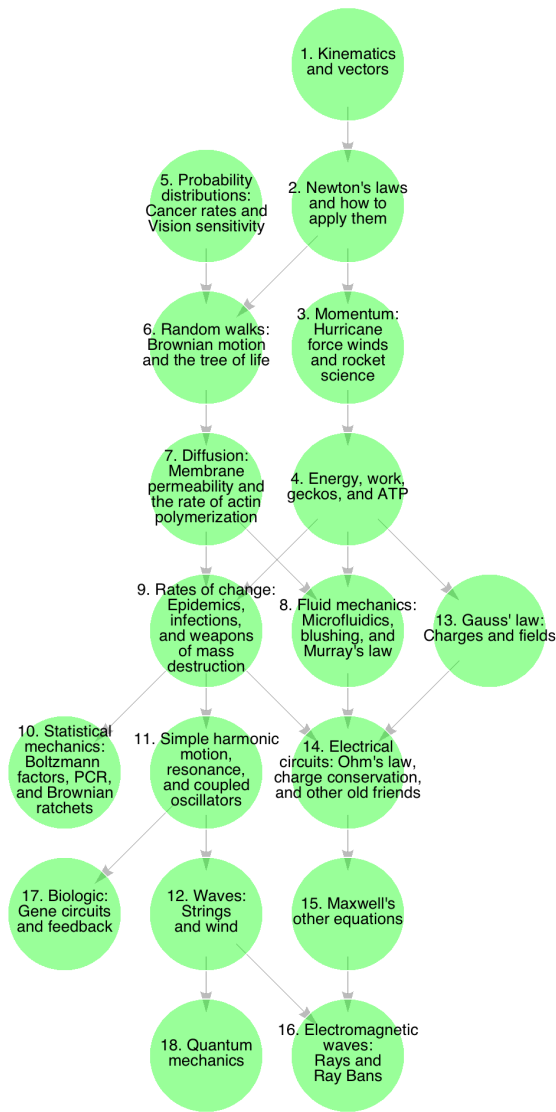


FIG. 1. Syllabus for PHYS 170 *University Physics for the Life Sciences*, represented as a concept map. Each module is depicted as a green circle. A module receiving an arrow indicates that the material in that module depends on the material in the module sending the arrow and preceding modules. Modules 1 to 10 constitute the material for the first semester. Modules 11 to 18 constitute the material for the second semester.

tions.

These considerations have lead to considerable recent interest in IPLS reform, including the approaches described in Refs. 7–10. For the last six years, the Yale physics department has offered a calculus-based IPLS sequence – PHYS 170/171 *University Physics for the Life Sciences* – that re-imagines the introductory physics syllabus to include a selection of biologically and medically relevant topics, that are highly meaningful to the intended audience, and that permit a number of the competencies specified in VCUBE to be addressed. In the present manuscript, first, I briefly describe how the syllabus of the first semester, PHYS 170, differs from that of traditional first-

semester introductory physics. The main goal of this paper, however, is to describe how PHYS 170 has been received by its audience, how that reception differs from the corresponding receptions of Yale's traditional first-semester introductory physics offerings, and how students' perceptions of the relevance of physics to biology and medicine are affected by the course.

II. INTRODUCTORY PHYSICS RE-IMAGINED

The overarching goals for PHYS 170 are as follows:

- Introduce biological science majors and future clinicians to physical and mathematical principles and tools, that will enable a deeper scientific understanding of biological systems, including the human body, and how they may be studied or diagnosed.
- Demonstrate the application of physics and mathematics to the life sciences and medicine and the human body, via relevant and authentic examples.
- Seed an enduring appreciation of the power of physical and mathematical approaches in biology and medicine, and in science more broadly.
- Transform introductory physics for the life sciences into an engaging and exciting subject, that is understood to be essential to every biologist's undergraduate education by biology students and faculty alike.
- Develop curricula materials, that will enable introductory physics instructors to teach a biologically-relevant IPLS at their own institutions.

An overview of the PHYS170/171 syllabus is shown in Fig. 1, represented as a concept map. The course consists of 18 modules, each depicted as a green circle. Modules 1 to 10 constitute the material for the first semester (PHYS 170). Modules 11 to 18 constitute the material for the second semester (PHYS 171). Modules 1-4, 11 and 12 constitute a fairly ordinary treatment of vectors, kinematics, Newtonian mechanics (excluding rotational dynamics), energy conservation, simple harmonic motion, and wave motion. Nevertheless, these modules do include a number of biologically-authentic examples, such as Ramachandran plots¹¹, tensegrities¹², biofilament buckling, and how geckos can walk up (and not just stick to) walls. Module 13 covers electrostatics, focussing on Gauss' law, but including a section on screened electrostatic interactions, which are pervasive in biology. Module 14 treats electrical circuits, but relies on analogies to diffusive and fluid transport that students have previously encountered in modules 7 and 9, respectively. Modules 15 and 16 discuss Maxwell's equation and electromagnetic waves. This material is included because Maxwell's equations continue to set the standard for what physicists consider to be beautiful and elegant. In addition, electromagnetic wave-based studies, such as optical microscopy and x-ray crystallography, are tremendously important in biomedical research. There is a

Core Competency	Ability to apply the process of science	Ability to use quantitative reasoning	Ability to use modeling and simulation	Ability to tap into the interdisciplinary nature of science	Ability to communicate and collaborate with other disciplines	Ability to understand the relationship between science and society
Instantiation of ability in disciplinary practice	Biology is an evidence-based discipline	Biology relies on applications of quantitative analysis and mathematical reasoning	Biology focuses on the study of complex systems	Biology is an interdisciplinary science	Biology is a collaborative scientific discipline	Biology is conducted in a societal context
Demonstration of competency in practice	Design scientific process to understand living systems	Apply quantitative analysis to interpret biological data	Use mathematical modeling and simulation tools to describe living systems	Apply concepts from other sciences to interpret biological phenomena	Communicate biological concepts and interpretations to scientists in other disciplines	Identify social and historical dimensions of biology practice
Examples of core competencies applied to biology practice	Observational strategies Hypothesis testing Experimental design Evaluation of experimental evidence Developing problem-solving strategies	Developing and interpreting graphs Applying statistical methods to diverse data Mathematical modeling Managing and analyzing large data sets	Computational modeling of dynamic systems Applying informatics tools Managing and analyzing large data sets Incorporating stochasticity into biological models	Applying physical laws to biological dynamics Chemistry of molecules and biological systems Applying imaging technologies	Scientific writing Explaining scientific concepts to different audiences Team participation Collaborating across disciplines Cross-cultural awareness	Evaluating the relevance of social contexts to biological problems Developing biological applications to solve societal problems Evaluating ethical implications of biological research

TABLE I. Table 2.1 of the AAAS's *Vision and change in undergraduate biology education* (VCUBE).

short module on quantum mechanics (module 18), in part because of quantum mechanics' scientific importance, but also at the urging of a number of faculty colleagues in Yale's biological science departments.

Modules 5-10 and 17, however, deviate significantly from a traditional syllabus. In these modules, we discuss probability (module 5), random walks (module 6), diffusion (module 7), low Reynolds number fluid flow (module 8), mathematical modeling (module 9), statistical mechanics, applied to a number of molecular-biologically important processes (module 10), and gene circuits and feedback (module 17). Modules 10 and 17 are described in detail in Ref. 13 and Ref. 14, respectively.

In developing this syllabus, a number of recent excellent advanced-level textbooks at the interface of physics and biology have been inspirational and tremendously useful^{15–19}. The syllabus was also influenced by Refs. 3–6, and by discussions with colleagues within science and engineering departments across Yale. A key consideration was the fact that this will likely be the final physics course that its students will take, and that therefore there is no rationale to prepare students for more advanced physics classes, nor any excuse to postpone compelling material for a later course. Overall, this first-semester syllabus is the result of a backwards design process²⁰ that started with a number of key ideas and topics – diffusion, fluid flow, mathematical modeling, and statistical mechanics – that it would be necessary to include to achieve

the overarching goals listed above.

Module 6 on random walks is included to introduce students to the ubiquitous role of stochastic processes in biology. Our first random walk example is Brownian motion. We point out that Einstein's theory of Brownian motion and its subsequent confirmation by Perrin were pivotal in finally convincing skeptics at the outset of the twentieth century that atoms and molecules really exist. We also discuss that, in evolutionary biology, random walks have a central role in evolution via "genetic drift". Genetic drift is the random process – it can be conceived as a random walk – by which "neutral" mutations, that offer no selective (dis)advantage, become fixed in a population, leading the population's genomes to evolve, or drift, away from their initial state, over many generations, as such neutral mutations accumulate. Analyses of genetic drift in order to establish evolutionary relationships between organisms and among populations of a single organism²¹, represent a pivotal development in evolutionary biology. The theoretical underpinnings of such DNA-based phylogenetic analyses critically rely on the properties of genetic drift's random walk.

Module 7 concerns diffusion, which is tremendously important across the sciences and in medicine. We show how diffusion is a direct manifestation of individual particles' random walks. Specifically, we focus on diffusion across membranes, which is particularly important in physiology and medicine, and the "diffusion to capture" of actin monomers at the tip of an actin filament, *i.e.* actin polymerization. Actin polymerization is an important example of biological dynamics, underlying many examples of eukaryotic cell motility. More generally, our discussion of diffusion to capture reveals how essential equations of chemical and biochemical kinetics emerge from particles' Brownian motion and their consequent diffusion. On the more biological side, diffusion to capture also permits us to discuss the physics constraints that require that the sizes of individual animal cells, from those of roundworms (1 mm long) to those of blue whales (30 m long), are always about the same size (10 μm), even for animals differing in volume by 10^9 or so.

Module 8 on fluid mechanics focusses on laminar fluid flow in microfluidic devices and especially on the flow of blood through the circulatory system. We discuss atherosclerosis and how you blush. We also discuss fluid flows in fluid circuits, which is closely analogous to current flows in electrical circuits. The module concludes with a discussion of the principles that underlie the physiology of the human circulatory system (Murray's Law), which demonstrates how the physics of viscous liquid friction plausibly has determined human physiology²².

Module 9 provides a final example that stands outside usual introductory physics. This module focuses on how a number of interesting processes can be modeled mathematically. Several disparate processes are described by similar equations. We are thus able to point out that the solutions and understanding gained in one case can be transferred to another. When colleagues first hear our topics, some complain: "that's not physics." Our riposte is that the equations that describe the early time course of HIV viral load in an individual patient following infection can be re-interpreted to describe an atomic

explosion; and the equations that describe the occurrence of retinoblastoma – the most common childhood eye cancer – that results from somatic mutations are formally identical to equations that describe the number of a particular species of radioactive nuclei in a certain radioactive decay chain. We explain these applications and point out their connexions in the course of the module. The medical *bona fides* of these examples are compelling: The mathematical modeling of HIV progression in an individual was important in the development of HIV treatments^{23–25}; and the age-dependence of retinoblastoma onset lead to the hypothesis of tumor suppressor genes, which proved a tremendously important step in understanding cancer²⁶. This module also well positions the class to discuss genetic circuits in the second semester¹⁴.

III. AUDIENCE

Since 2010, over 700 students have taken PHYS 170; 66% are female; 34% are male. They are ethnically diverse (Fig. 2), including significant numbers of students from groups underrepresented in STEM disciplines (*e.g.* 10% African American or African and 10% Hispanic). The overwhelming majority of these students will also have taken Yale's introductory chemistry and biology sequences, before arriving in PHYS 170, and therefore they possess considerable chemical and biological sophistication. Their overall mathematical skills, however, are rusty, but improve tremendously over the course. 64% are biological science majors. There are also significant numbers of Psychology majors and History of Science, Medicine, and Public Health majors (Fig. 3). More than 80% identify themselves as premedical students. In many cases, they are involved in biological or biomedical research, and in medically-related volunteer work. After graduation, many go on to highly-ranked medical and graduate schools. All of them take the class in order to fulfill the physics requirement for medical school and/or the physics requirement of their major.

IV. MATHEMATICS

"I have deeply regretted that I did not proceed far enough at least to understand something of the great leading principles of mathematics, for men thus endowed seem to have an extra sense."
Charles Darwin.

Because all students in PHYS 170 would have previously taken a first course in calculus, our starting point was a calculus-based class. We also decided to emphasize the use of Wolfram Alpha²⁷ to facilitate mathematical manipulations of all sorts. Using Wolfram Alpha empowers students to carry out more sophisticated mathematics than otherwise. We also include simulations and calculations, via a number of Wolfram Demonstrations, which students can conveniently run in their web browsers and interact with via sliders.

The mathematical style and level of the course was informed by the view that that twenty-first-century biology will

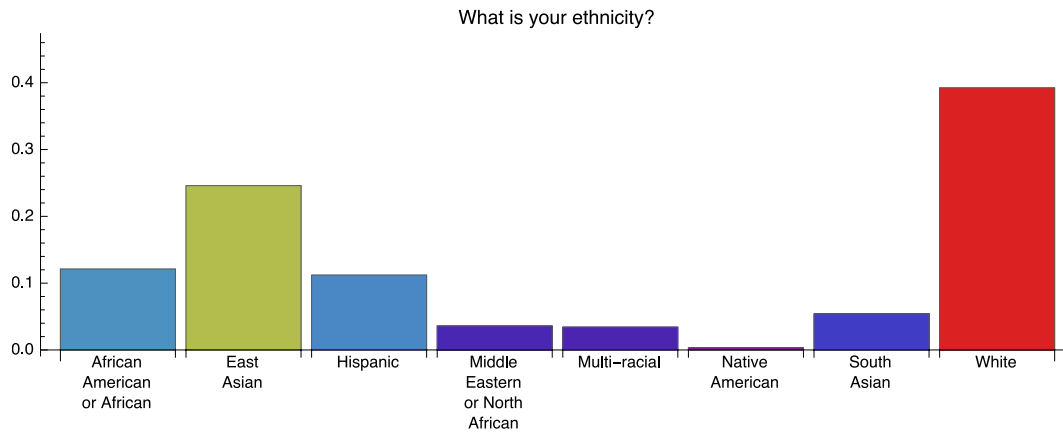


FIG. 2. Ethnicities of *Physics for the Life Sciences* students, specified as a fraction of the total number of respondents.

be well-served by a version of IPLS that seeks to contribute to closing any mathematical and quantitative gaps between physical and life science students. This approach stands apart from other recent IPLS courses^{7–9}, which also significantly modify the traditional syllabus, but which tend to work within the historical difference in culture between the physical sciences and the life sciences, namely that the life sciences have generally not embraced mathematics and quantitative analyses, in contrast to the physical sciences.

Beyond calculus, the mathematics that we employ is dictated by the topics that we seek to treat, *i.e* we also used backwards design here. To discuss Brownian motion and statistical mechanics, we incorporate probability and random walks; to discuss steady-state diffusion and laminar fluid flow, we use simple differential equations, that we find solutions for

by direct substitution. Our module on mathematical modeling leads us to simple linear algebra. The incorporation of eigenvalues and eigenvectors in IPLS might initially seem ambitious, but, in fact, the technical demands on the students are that they be able to take a derivative of an exponential function of time, and that they then be able to solve two simultaneous equations in two variables to find the eigenvalues and eigenvectors, both of which they are able to do. On the other hand, multi-dimensional integrals are largely avoided, removing a source of significant discomfort.

At the end of the first semester, every year we have carried out an anonymous survey to ascertain students' opinions. When asked about the level of mathematics, it was "way too advanced for my current ability" for just 2% of the students, "advanced but manageable" for 19%, "about equal to my current ability" for 47%, "below my current ability" for 24%, and "well-below my current ability" for 8%. Concerning the level of calculus specifically, it is "too high" for 19%, "just right" for 65%, and "too low" for 16%. In view of these responses, we judge that the mathematics we use is appropriate.

Of course, because of varying student interests, preparations, and motivations, there cannot and should not be a one-size-fits-all IPLS course, suitable for every situation. However, I believe that there is a place for a course like PHYS 170 at many institutions. As biological science faculty introduce new upper-level biology electives and major tracks that demand mathematical sophistication, in quantitative and systems biology, for example, or as they incorporate more mathematical elements into upper-level classes in ecology, epidemiology, neuroscience, and evolutionary biology, a physics class similar to PHYS 170 will naturally serve as an essential prerequisite.

V. STUDENT RECEPTION

How is PHYS 170 received by the students? Significant numbers of students appreciate the fresh and powerful perspective that physics brings to the life sciences, as the following quotes by anonymous students show:

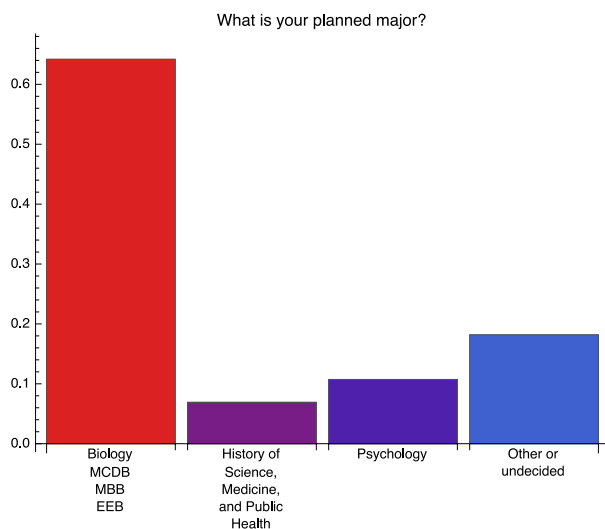


FIG. 3. Planned major of *Physics for the Life Sciences* students, specified as a fraction of the total number of respondents. MCDB=Molecular, Cellular, and Developmental Biology; MBB=Molecular Biophysics and Biochemistry; EEB=Ecology and Evolutionary Biology.

"I just want to thank you for making physics a lot of fun for me. It means a lot. I am from a traditional Indian education system, that emphasized on learning a science in order to get into a college, and not for the pure pleasure of it all. As a result, I developed a huge aversion to physics and really delayed the taking of this class. However, my views have changed a lot. I am fascinated by this subject and the amount of scope it has. Thank you for making that possible."

"Thank you for an awesome semester! I can't believe I'd ever say this but I actually like physics now. Thank you for showing me how cool it can be."

"Thank you for class this semester. It has been really great to make links between all of my science courses at Yale, and in many ways (and I am shy to admit this, but against my expectations) PHYS 170 provided the platform for just that."

"The first third of this class was pretty standard physics (mechanics, momentum), but the latter part of the semester really tied in to biological phenomena. Obviously, the models were oversimplifications of biological systems but they added another layer of understanding to concepts that I previously took as a given. The idea of diffusion as explained using probability is not something I would have ever thought of on my own. I doubt I would find that in a biology or biochemistry textbook either. I took biochemistry at the same time as this class and I was pleasantly surprised to see the Michaelis-Menten equation derived via different methods in both classes. It is wonderful to see the same ideas presented on a biological, chemical, and physical level."

"I took this class because I had no physics background coming in and because I generally find natural sciences courses tailored to premeds much more interesting. I am very satisfied with my choice as some of the things we learned were mind blowing and extremely interesting."

"I decided to take PHYS 170 because I wanted to learn something different than I had in high school and I was not disappointed. After covering the basic laws of motion that are a staple in any introductory physics class, we put physics in context with biological mechanisms, like diffusion. I feel like this is something I should have learned before, but I'm glad to go over it now."

"This class is amazing if you genuinely like biology. If you're a biology major because you're premed or whatever you might not like it as much, but if you really care about biology this

class is great. Physics is the future of biology, and this class gives you a taste of all the cool ways we can use quantitative techniques to describe living systems. It definitely doesn't teach to the MCAT, go spend your summer savings on a Kaplan course if you want that. That doesn't exist at Yale and shouldn't."

"The biological aspects of this class really opened my eyes and changed my perspective of the world! You'll def learn some really fascinating and awesome stuff if you genuinely like biology or chemistry, and it was incredibly cool to approach chemical/biological processes from the different perspective of this class."

"The applications to biology at first seem stretched, but then you realize that they are REAL, ESTABLISHED concepts in biology (statistical mechanics, Brownian walks, Michaelis-Menten enzyme kinetics) that will keep appearing in your other coursework - so really, you'll leave the course thankful that you had the exposure you did to these concepts, even if the math was a bit simplified."

"I LOVE the topics presented in 170. It really ties in to what I've learned in my other science classes (biology, biochemistry, and to a lesser extent chemistry), and it's wonderful to gain a new perspective/insight into mechanisms that I've just taken for granted, like diffusion, actin filament polymerization, enzyme kinetics, etc. It's just a really cool class, and has made me realize how much I love science - to the extent that it has, in part, motivated me to double major in another science field."

Although we emphasize at the start of the semester that PHYS 170 does not follow a traditional syllabus, and although Yale offers a parallel class that follows a traditional syllabus at a comparable level of mathematics, a number of students nevertheless indicate that they wish that PHYS 170 followed a traditional syllabus, or express concern that the class will not properly prepare them for the Medical College Admissions Test (MCAT):

"I would have preferred to maybe learn more fundamental physics problems, such as those concerning a ball rolling down a hill. Though objectively more boring, I feel that those types of problems would give me a more solid physics foundation."

"I don't think I have gained a strong understanding of general physics concepts that I should know, especially since I plan on taking the MCAT in the future. I do not feel prepared at all."

“I cannot stand the probability unit. I understand why and how it is applicable to physics and biology and pre-med, but this is not a statistics course. I did not intend or want to learn these topics, but rather wished to learn what would be tested on the MCAT - classical physics.”

A new version of the MCAT was introduced at the beginning of 2015 and the best current advice, namely Ref. 28, concludes, based on an analysis of Ref. 3, SFFP⁴, and the new MCAT Preview Guide²⁹, that, in fact,

“ life science students would be helped if their introductory physics courses included more work on transport processes (diffusion, osmosis, and fluid flow), on statistical reasoning (stochastic models), and microscopic models of materials

similar to a number of the actual choices for PHYS 170.

Lickert-type scale feedback, from our anonymous surveys, provides an overview of how the students, who have taken PHYS 170, view aspects of the course, related to pace, work load, and required time commitment. Students mainly consider that the pace of the class is “just right” (40%) or “fast” (53%), and that the level of difficulty is “about what I expected” (42%) or “harder” (35%). They consider that the amount of time they spend on physics is “just right” (39%) or “too much” (44%), but the actual length of time 85% of students spend on physics is 12 hours or less, which we judge to be reasonable. These responses indicate that students generally view PHYS 170 as challenging class that requires considerable effort, but they do not view it as a class that requires excessive effort.

PHYS 170 is one of four introductory physics courses offered at Yale, including a course at a similar overall mathematical level that follows a traditional syllabus, and two higher-level courses aimed at students with progressively stronger mathematics and physics preparations. To compare student opinions concerning PHYS 170 to student opinions concerning Yale’s traditional introductory physics courses, we have tracked student evaluations of teaching (SETs) for the last nine years. Although the appropriateness of using SETs as a measure of faculty teaching effectiveness continues to be questioned³⁰, here, we seek to use SETs as a means to gain insight into what students think about different flavors of introductory physics.

Yale’s SETs ask for numerical responses to two questions, that facilitate comparisons among classes: (1) Overall, how would you rate the workload of this course in comparison to other Yale courses you have taken? (Scale: 1=much less, 2=less, 3=same, 4=greater, 5=much greater); and (2) What is your overall assessment of this course? (Scale: 1=poor, 2=below average, 3=good, 4=very good, 5=excellent). The responses to these questions from the previous three years are then made available to students considering a class.

Fig. 4 is a scatter plot of the mean (averaged over student respondents) of each these two ratings for each class of first-semester introductory physics, offered at Yale over the last nine years. Shown as the red circles are the evaluations for

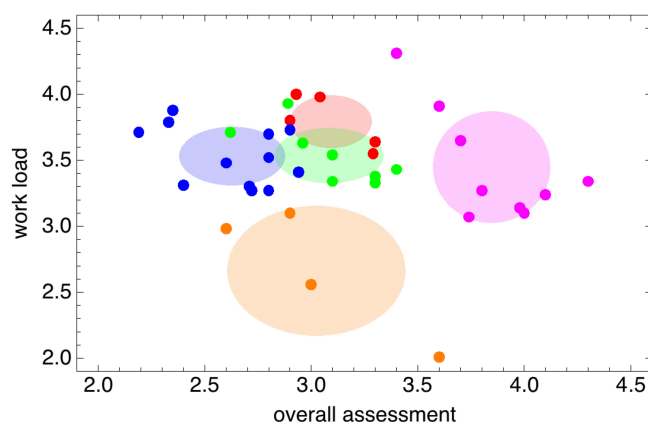


FIG. 4. Scatter plot of mean “overall assessment” and mean “work load” from student evaluations of Yale’s first-semester introductory physics classes over the last nine years. Shown in orange, red, blue, green and magenta are the evaluations of PHYS 150, PHYS 170, PHYS 180, PHYS 200, and PHYS 260, respectively.

PHYS 170. Shown in orange are the evaluations for PHYS 150 *General Physics*, which was a traditional algebra-based physics class, aimed at pre-medical students, and a subset of Yale’s biological science students, whose majors did not require calculus-based physics. PHYS 170 was introduced in Fall 2010, as a direct replacement for PHYS 150. Shown as the blue circles are the evaluations for PHYS 180 *University Physics*, which is calculus-based introductory physics, at a similar overall mathematical level to PHYS 170, that follows a traditional syllabus. The audience for PHYS 180 includes most engineering majors, as well as a significant number of premedical students. The green circles show the evaluations for PHYS 200 *Fundamentals of Physics*, which is aimed at students with a strong interest in physical sciences, and which covers Newtonian mechanics, including gravitation and rotational dynamics, thermodynamics, and wave motion, at a more mathematically-advanced level than PHYS 180. Finally, the magenta circles show the evaluations for PHYS 260 *Intensive Introductory Physics*, which treats topics beyond the AP Physics syllabus, and which is aimed at especially precocious students, who already possess a strong physics and mathematics background, and who already have completed a year-long calculus-based AP Physics course in mechanics and E&M, and a course in vector calculus. Physics-majors-to-be usually take either PHYS 200 or PHYS 260.

Evidently, the evaluations for each flavor of Yale’s first-semester introductory physics appear to form more-or-less distinct clusters. This point of view is emphasized by the large ellipses, also shown in Fig. 4. The center of each ellipse represents the means (averaged over years and sections) of the ratings of each class, while the semi-major and semi-minor axes of the ellipse represent the corresponding standard deviations. Because, over the nine-year period considered, each of these classes has been taught in a number of different styles (*e.g.* traditional lecture or flipped classroom, small or large class size) and/or by a number of different instructors, it is rea-

sonable to conclude that the student evaluations depend more on the audience and class content (subject matter and level of difficulty) than on the particular instructor or teaching style.

Clearly, the overall evaluation of PHYS 260 is about three standard deviations higher than the overall evaluations of PHYS 150, PHYS 170, and PHYS 200, all of which have similar overall evaluations. In turn, the overall evaluations of PHYS 150, PHYS 170, and PHYS 200 are nearly two standard deviations larger than the overall evaluation of PHYS 180. At the same time, the work load of PHYS 150 was more than two standard deviations below the work loads of PHYS 180, PHYS 200, and PHYS 260, which are all similar to each other, while the work load of PHYS 170 is about one standard deviation greater than those of these three classes.

Interestingly, within the evaluations for both PHYS 260 and PHYS 150, for both of which there is a relatively broad range of numerical values for the mean work load and the mean overall rating, there is clearly a strong negative correlation between these two measures: the smaller the work load, the higher the overall rating, and *vice versa*. There is also a negative correlation between work load and overall assessment within the evaluations for PHYS 170, although the range of both is smaller in this case than for either of PHYS 150 or PHYS 260. This same trend can be seen in the ratings of PHYS 150 and PHYS 180 in comparison to each other. To consider such a comparison between these two courses may not be unreasonable, because both of these classes correspond to a traditional introductory physics syllabus, and the student populations of both classes consist of a preponderance of students, who are taking physics because it is a compulsory requirement of their major, or a requirement for admission to medical school.

It is not unexpected that the very well-prepared physics-majors-to-be, who learn about quantum mechanics, relativity, and other compelling topics in PHYS 260, rate that class considerably more highly than the biology majors and pre-medical students rate PHYS 150 and PHYS 180, where they learn about two-dimensional projectile motion and blocks rolling down inclined planes. What is striking from these data, however, is that when this same population of biology majors and pre-medical students is involved in a class, namely PHYS 170, which is built on a selection of biologically and medically relevant topics, even when the work load is high, these students then award an overall assessment rating that is comparable to the rating that this same population awards a traditional-syllabus class with a much smaller workload namely PHYS 150, and that a population of physical-science or engineering majors-to-be gives to a traditional-syllabus physics class, namely PHYS 200. Moreover, it is commonsense to suppose that there is a positive correlation between student work load and student learning. If this hypothesis is correct, Fig. 4 informs us that biology majors and premedical students are learning somewhat more in PHYS 170, than in PHYS 180, and a great deal more than in PHYS 150, which both follow(ed) a traditional first-semester introductory physics syllabus.

Finally, Fig. 5 displays PHYS 170 students' responses when asked about how taking PHYS 170 had affected their

opinion concerning the relevance of physics to biology and medicine, which was added to our survey in 2014 (125 responses). Gratifyingly, nearly 70% of these students report that taking the class lead to an increased belief in the relevance of physics to biology and medicine: 15% and 25% report that, prior to taking PHYS 170, they thought that physics had no relevance to biology and medicine, but that afterwards they believe that physics is, respectively, highly relevant or somewhat relevant to biology and medicine; 37% report that prior to taking PHYS 170 they considered physics to have some relevance to biology and medicine, but that after they consider physics to be highly relevant to biology and medicine. After having taken PHYS 170, only 1% of students persist with their original opinion that physics has no relevance to biology and medicine.

VI. CONCLUSIONS

In comparison to traditional first-semester introductory physics, biological science majors and premedical students are as satisfied or more satisfied (PHYS 150 or PHYS 180, respectively) with a version of first-semester introductory physics (PHYS 170) that significantly adjusts the introductory physics syllabus to incorporate a selection of topics that are much more biologically and medically relevant, even though their work load is considerably or somewhat increased (PHYS 150 or PHYS 180, respectively). Subsequent to PHYS 170, these students show markedly increased belief that physics is relevant to biology and medicine.

The number one challenge in teaching PHYS 170 by far is students' lack of facility with algebraic manipulations. Therefore, the first few weeks of PHYS 170 are, in part, a crash algebra refresher for a significant number of its students. It is difficult to see how to address this problem at the departmental level. A related challenge, that emerged early on in the implementation, was complaints from physics colleagues that PHYS 170 material was too difficult for biology majors and premedical students. Experience has shown that this is not the case, and such complaints have now dissipated.

ACKNOWLEDGMENTS

I would like to express my thanks to the wonderful students who have taken the class, especially Titi Afolabi, Monique Arnold, Chayma Boussayoud, Millie Chapman, Angela Chen, Betsy Cowell, Regina De Luna, Bertie Geng, Mansur Ghani, Sabrina Gill, Caleb Huang, Syed Hussaini, Ragini Luthra, Yamini Naidu, Maria Passarelli, Jessica Perfetto, Faten Syed, Linda Wang, Victor Wang, Christine Willinger, Zizi Yu, and Gazelle Zerafati, many of whom returned to serve as Peer Tutors for the next year's class. I would like to also express my gratitude to the fantastic Graduate Teaching Fellows that I have had the opportunity to work with: Tonima Ananna, Ross Boltyanskiy, Jane Cummings, Elizabeth Boulton, Shany Danieli, Stephen Eckel, Stefan Ellington, Meredith Frey, Judith Hoeller, Eric Holland, Amber Jessop, Anna Kashkanova,

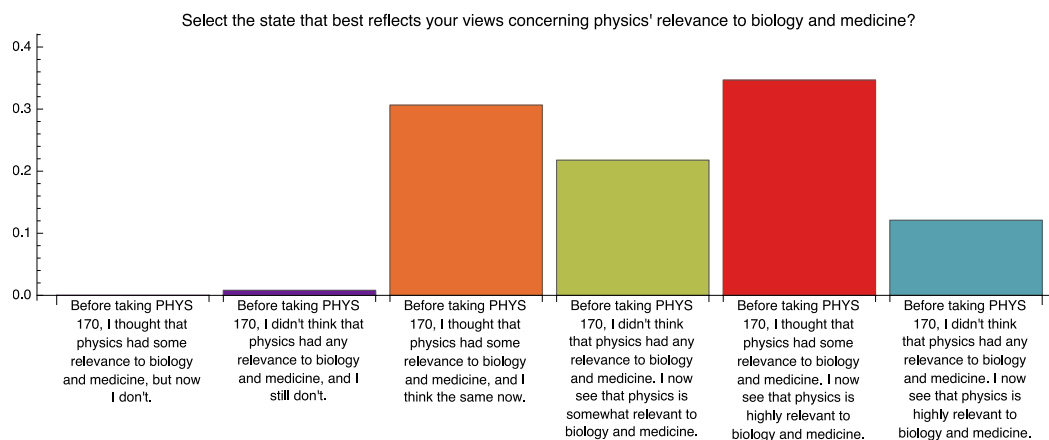


FIG. 5. Student opinions concerning the relevance of physics to biology and medicine, specified as a fraction of the total number of respondents.

Peter Koo, Lawrence Lee, Andrew Mack, Catherine Matulis, Wambui Mutoru, Danielle Norcini, Jay Patel, Susan Pratt, Aleksander Rebane, Jared Rovny, Brooke Russell, Raphael Sarfati, Daniel Seara, Olivier Trottier, Lucie Tvrznikova, Kyle Vander Werf, Gennady Voronov, Qing Xia, Yao Zhao, and Yuqi Zhu. I am also deeply indebted to Sean Barrett, Sarah Demers, Eric Dufresne, Jennifer Frederick, Stephen Irons, Corey O'Hern, Rona Ramos, Nicholas Read, William Segraves, Paul Tipton, and especially Sidney Cahn, Claudia De Grandi, and Lynne Regan for their invaluable advice and support. I also thank Michael Choma, Scott Holley, and Thomas Pollard for wonderful guest lectures. Finally, I thank NSF PHY 1522467 for support.

- ¹M. W. Klymkowsky, "Physics for (molecular) biology students", APS Forum on Education Newsletter (Fall 2014).
- ²W. Bialek and D. Botstein, "Introductory Science and Mathematics Education for 21st-Century Biologists", *Science* **303**, 788–790 (2004).
- ³National Research Council, *BIO2010: Transforming Undergraduate Education for Future Research Biologists*, National Academies Press, Washington, DC, 2003.
- ⁴Association of American Medical Colleges (AAMC) and the Howard Hughes Medical Institute (HHMI), *Scientific Foundations for Future Physicians*, 2009.
- ⁵American Association for the Advancement of Science (AAAS), *Vision and Change in Undergraduate Biology Education*, 2011.
- ⁶National Research Council, *Convergence: Transdisciplinary Integration of Life Sciences, Physical Sciences, Engineering and Beyond*, National Academies Press, Washington, DC, 2014.
- ⁷D. C. Meredith and J. A. Bolker, "Rounding off the cow: Challenges and successes in an interdisciplinary course for life science students", *Am. J. Phys.* **80**, 913–922 (2012).
- ⁸E. F. Redish, C. Bauer, K. L. Carleton, T. J. Cooke, M. Cooper, C. H. Crouch, B. W. Dreyfus, B. Geller, J. Giannini, J. Svoboda Gouvea, M. W. Klymkowsky, W. Losert, K. Moore, J. Presson, V. Sawtelle, K. V. Thompson, C. Turpen, and R. K. P. Zia, "NEXUS/Physics: An interdisciplinary repurposing of physics for biologists", *Am. J. Phys.* **82**, 368–377 (2014).
- ⁹C. Crouch and K. Heller, "Introductory physics in biological context: An approach to improve introductory physics for life science students", *Am. J. Phys.* **82** (2014).
- ¹⁰*Conference on introductory physics for the life sciences report*, AAPT, College Park, MD, 2015.
- ¹¹G. N. Ramachandran, C. Ramakrishnan, and V. Sasisekharan, "Stereo-

- chemistry of polypeptide chain configurations", *Journal of Molecular Biology* **7**, 95–99 (1963).
- ¹²D. E. Ingber, N. Wang, and D. Stamenovic, "Tensegrity, cellular biophysics, and the mechanics of living systems", *Rep. Prog. Phys.* **77**, 046603 (2014).
- ¹³S. G. J. Mochrie, "The Boltzmann factor, DNA melting, and Brownian ratchets: Topics in an introductory physics sequence for biology and pre-medical students", *American Journal of Physics* **79**, 1121 (2011).
- ¹⁴S. B. Cahn and S. G. J. Mochrie, "Biologic: Gene circuits and feedback in an introductory physics sequence for biology and premedical students", *American Journal of Physics* **82**, 412 (2014).
- ¹⁵H. C. Berg, *Random Walks in Biology*, Princeton University Press, Princeton, NJ, 1993.
- ¹⁶M. A. Nowak and R. M. May, *Virus dynamics: Mathematical principles of immunology and virology*, Oxford University Press, 2000.
- ¹⁷P. C. Nelson, *Biological Physics: Energy, Information, Life*, W. H. Freeman, New York, 2004.
- ¹⁸M. A. Nowak, *Evolutionary dynamics: Exploring the equations of life*, Belknap Press, 2006.
- ¹⁹R. Phillips, J. Kondev, and J. Theriot, *Physical Biology of the Cell*, Garland Science, 2008.
- ²⁰Jo Handelsman, Sarah Miller, and Christine Pfund, *Scientific Teaching*, Freeman, New York, 2007.
- ²¹R. L. Cann, M. Stoneking, and A. C. Wilson, "Mitochondrial DNA and human evolution", *Nature* **325**, 31–36 (1987).
- ²²C. D. Murray, "The Physiological Principle of Minimum Work: I. The Vascular System and the Cost of Blood Volume", *Proceedings of the National Academy of Sciences of the United States of America* **12**, 207–214 (1926).
- ²³X. Wei, S. K. Ghosh, M. E. Taylor, V. A. Johnson, E. A. Emini, P. Deutsch, J. D. Lifson, S. Bonhoeffer, M. A. Nowak, B. H. Hahn, M. S. Saag, and G. M. Shaw, "Viral dynamics in human immunodeficiency virus type 1 infection", *Nature* **373**, 117–22 (1995).
- ²⁴D. D. Ho, A. U. Neumann, A. S. Perelson, W. Chen, J. M. Leonard, and M. Markowitz, "Rapid turnover of plasma virions and CD4 lymphocytes in HIV-1 infection", *Nature* **373**, 123–6 (1995).
- ²⁵A. S. Perelson, A. U. Neumann, M. Markowitz, J. M. Leonard, and D. D. Ho, "HIV-1 dynamics in vivo: virion clearance rate, infected cell life span, and viral generation time", *Science* **271**, 1582–5 (1996).
- ²⁶Jr. A. G. Knudson, "Mutation and cancer: Statistical study of retinoblastoma", *Proc. Nat. Acad. Sci. USA* **68**, 820–3 (1971).
- ²⁷<http://www.wolframalpha.com/>
- ²⁸R. C. Hilborn, "Physics and the revised Medical College Admission Test", *Am. J. Phys.* **82**, 428 (2014).
- ²⁹*Preview Guide for MCAT²⁰¹⁵*, American Association of Medical Colleges, Washington, DC, 2012.
- ³⁰P. B. Stack and R. Freishtat, "An evaluation of course evaluations", *ScienceOpen Research* (2014).