

Constructive quantum scaling of unitary matrices

Adam Glos^{*,†} and Przemysław Sadowski^{*}

^{*}Institute of Theoretical and Applied Informatics, Polish Academy of Sciences,
Bałtycka 5, 44-100 Gliwice, Poland

[†]Institute of Mathematics, Silesian University of Technology, Kaszubska 23,
Gliwice 44-100, Poland

December 9, 2018

Abstract

In this work we present a method of decomposition of arbitrary unitary matrix $U \in \mathbf{U}(2^k)$ into a product of single-qubit negator and controlled- $\sqrt{\text{NOT}}$ gates. Since the product results with negator matrix, which can be treated as complex analogue of bistochastic matrix, our method can be seen as complex analogue of Sinkhorn-Knopp algorithm, where diagonal matrices are replaced by adding and removing an one-qubit ancilla. The decomposition can be found constructively and resulting circuit consists of $O(4^k)$ entangling gates, which is proved to be optimal. An example of such transformation is presented.

1 Introduction

Scaling a real matrix O with non-negative entries means finding diagonal matrices D_1, D_2 such that $B = D_1 O D_2$ is bistochastic. Sinkhorn theorem presents a necessary and sufficient condition for existence of the decomposition of a matrix. Moreover, the iterative Sinkhorn-Knopp algorithm finds the bistochastic matrix B [1]. Such decomposition can be used for ranking web pages [2], preconditioning sparse matrices [3] and understanding traffic circulation [4].

Since unitary matrices are complex analogue of orthogonal matrices, it is natural to ask whether there exist a counterpart of Sinkhorn theorem for them. De Vos and De Baerdemacker considered whether it is possible, that for arbitrary unitary matrix $U \in \mathbf{U}(n)$ there exist two unitary diagonal matrices U_1, U_2 such, that matrix $U_1 U U_2$ has all lines sums equal to 1. Such decomposition exists for arbitrary unitary matrix and an algorithm for finding it approximately was presented [5]. Matrices called *negators* were treated as quantum counterpart of bistochastic matrices and form a group $\mathbf{XU}(n)$ under multiplication.

Algorithm converges for arbitrary unitary matrix U [6]. Similar decomposition of unitary matrices $U \in \mathbf{U}(2m)$ called $bZbXbZ$ decomposition was presented [7]. They show, that there always exist matrices $A, B, C, D \in \mathbf{U}(m)$ such that

$$U = \begin{bmatrix} A & 0 \\ 0 & B \end{bmatrix} \frac{1}{2} \begin{bmatrix} I + C & I - C \\ I - C & I + C \end{bmatrix} \begin{bmatrix} I & 0 \\ 0 & D \end{bmatrix}. \quad (1)$$

Matrix in the middle is a block-negator matrix (which is also a negator matrix), while left and right matrices are block diagonal matrices. In [8] an algorithm of finding such decomposition was presented.

Group $\mathbf{XU}(2^n)$ is isomorphic to $\mathbf{U}(2^n - 1)$ and can be generated by single-qubit negator and controlled- $\sqrt{\text{NOT}}$ gates [9]. However, the proof is non-constructive since a decomposition designed for generating random matrices was used [10]. Although it is proved that it exists for any unitary matrix, obtaining such a decomposition is a very complex task. Therefore another approach is needed for efficient decomposition procedure.

In this article, using similar method to presented by de Vos and de Baerdemacker [9], we demonstrate an implementation of arbitrary k -qubit unitary operation using one-qubit ancilla with controlled- $\sqrt{\text{NOT}}$ and single-qubit negator gates. Since product of these basic negator gates is still a negator matrix, our result can be seen as quantum analogue of scaling matrix. More precisely we prove, that for arbitrary matrix $U \in \mathbf{U}(2^k)$, which is performed on system \mathcal{H} , there exist a negator $N \in \mathbf{XU}(2^{k+1})$ such that for arbitrary state $|\psi\rangle \in \mathcal{H}$ we have

$$U|\psi\rangle = \Psi(N\Phi(|\psi\rangle)). \quad (2)$$

Here Φ denotes the operation of extending the system with an ancilla register in $|-\rangle$ state and Ψ denotes partial trace over the ancilla system. Since after performing operations Φ and N the state is of the form $|-\rangle \otimes U|\psi\rangle$, the partial trace is simply removing the ancilla system giving a pure state $U|\psi\rangle$. We describe an efficient algorithm that for given U returns explicit form of N with decomposition into a sequence of single-qubit negator and controlled- $\sqrt{\text{NOT}}$ gates.

In Section 2 we recall basic facts. In Section 3 we show how to perform such transformation efficiently and demonstrate the cost in term of controlled- $\sqrt{\text{NOT}}$ gates. To illustrate the transformation method, a transformation of Grover's search algorithm is presented step by step in Section 4.

2 Basic facts

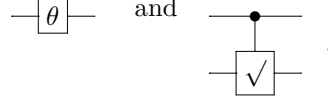
Negator gates of dimension 2 were introduced by de Vos and de Baerdemacker [9] as unitary matrices $N \in \mathbf{U}(2)$ which are also an convex combination of identity matrix and NOT gate. Simple calculation shows, that they are of the form

$$N(\theta) = \frac{1}{2} \begin{bmatrix} 1 + e^{i\theta} & 1 - e^{i\theta} \\ 1 - e^{i\theta} & 1 + e^{i\theta} \end{bmatrix},$$

where $\theta \in [0, 2\pi]$. Negators form a subgroup of single-qubit unitary operations, i.e. $N(\phi)N(\psi) = N(\phi + \psi)$ for any values of ϕ and ψ . In the following we will also use a 2-qubit negator operation controlled- $\sqrt{\text{NOT}}$ gate (which is also controlled- $N(\frac{\pi}{2})$ gate)

$$\begin{bmatrix} 1 & 0 & 0 & 0 \\ 0 & 1 & 0 & 0 \\ 0 & 0 & \frac{1+i}{2} & \frac{1-i}{2} \\ 0 & 0 & \frac{1-i}{2} & \frac{1+i}{2} \end{bmatrix}.$$

As these gates are used as basic operators, we will use a simplified notation in circuit, respectively



These two kinds of unitary matrices will be called NCN gates (*Negators-Controlled-Negator*).

In Section 3 decomposition of single-qubit unitary gates will be needed. Every unitary matrix $U \in \mathbf{U}(2)$ can be presented as a product of global phase, two z -rotators and one y -rotator [11]

$$\begin{aligned}
 U &= e^{i\alpha} \begin{bmatrix} \cos \frac{\phi}{2} e^{i\psi} & \sin \frac{\phi}{2} e^{i\chi} \\ -\sin \frac{\phi}{2} e^{-i\chi} & \cos \frac{\phi}{2} e^{-i\psi} \end{bmatrix} \\
 &= e^{i\alpha} \begin{bmatrix} e^{i\frac{\psi+\chi}{2}} & 0 \\ 0 & e^{-i\frac{\psi+\chi}{2}} \end{bmatrix} \begin{bmatrix} \cos \frac{\phi}{2} & \sin \frac{\phi}{2} \\ -\sin \frac{\phi}{2} & \cos \frac{\phi}{2} \end{bmatrix} \begin{bmatrix} e^{i\frac{\psi-\chi}{2}} & 0 \\ 0 & e^{-i\frac{\psi-\chi}{2}} \end{bmatrix} \\
 &= e^{i\alpha} R_z(-\psi - \chi) R_y(\phi) R_z(\chi - \psi).
 \end{aligned} \tag{3}$$

Since global phase is not measurable, we can simplify this representation without loss of information

$$U \cong R_z(\alpha) R_y(\beta) R_z(\gamma), \tag{4}$$

where ‘ \cong ’ means equality up to a global phase. The same applies in the case of global phase change on one of the registers of a bigger system

$$U_1 \otimes e^{i\phi} U_2 \otimes U_3 = e^{i\phi} (U_1 \otimes U_2 \otimes U_3) \cong U_1 \otimes U_2 \otimes U_3. \tag{5}$$

Using these two facts we can say that in any situation we can ignore global phase change on any register.

3 Circuit transformation method

In this section we provide complete description of the transformation method. We recall a sketch of a proof of universality theorem between quantum gates and negator gates from the work of de Vos and de Baerdemacker [9]. Next we present transformation method of arbitrary single-qubit gate into NCN product. Then we provide a method of decomposition for arbitrary k -qubit circuit, based on the single qubit case. Finally, we analyse the cost of presented transformation.

3.1 Universality theorem

De Vos and de Baerdemacker proved a universality theorem: group $\mathbf{XU}(2^k)$ generated by negators and controlled- $\sqrt{\text{NOT}}$ is isomorphic to $\mathbf{U}(2^k - 1)$ [9]. The proof consists of several steps:

1. Every matrix $U \in \mathbf{U}(2^k - 1)$ can be decomposed into a product of m gates $U_1 U_2 \dots U_m$, where matrices $U_i \in \mathbf{U}(2^k - 1)$ are of some special forms [10].
2. Group $\mathbf{U}(2^k - 1)$ is isomorphic to group

$$\mathbf{1U}(2^k) = \left\{ \begin{bmatrix} 1 & \mathbf{0}^T \\ \mathbf{0} & U \end{bmatrix} : U \in \mathbf{U}(2^k - 1) \right\}, \tag{6}$$

because of the isomorphism $h : \mathbf{U}(2^k - 1) \rightarrow {}^1\mathbf{U}(2^k)$

$$h(U) = \begin{bmatrix} 1 & \mathbf{0} \\ \mathbf{0} & U \end{bmatrix}. \quad (7)$$

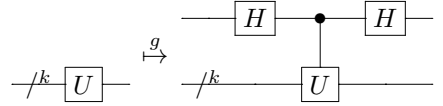
3. Function $f : {}^1\mathbf{U}(2^k) \rightarrow \mathbf{XU}(2^k)$ of the form $f(U) = (H \otimes I_{2^k})U(H \otimes I_{2^k})$ is an isomorphism.
4. Decomposition of every $f(h(U_i))$ into a product of NCN gates is possible, where U_i comes from point 1.

The proof used the decomposition presented in the work of Poźniak, Życzkowski and Kuś [10], because it is proven that the decomposition exists for any unitary matrix. However obtaining such decomposition is a very complex task. Therefore we need to choose a different decomposition in order to find an efficient decomposition procedure.

Obviously, group $\mathbf{U}(2^k)$ is isomorphic to some subgroup of $\mathbf{XU}(2^{k+1})$. In other words, with ancilla (one additional qubit) every unitary matrix can be replaced with a sequence of NCN gates. For our purpose we choose function $g : \mathbf{U}(2^k) \rightarrow \mathbf{XU}(2^{k+1})$

$$g(U) = H \otimes I(|0\rangle\langle 0| \otimes I + |1\rangle\langle 1| \otimes U)H \otimes I = \begin{bmatrix} I & I \\ I & -I \end{bmatrix} \begin{bmatrix} I & \mathbf{0} \\ \mathbf{0} & U \end{bmatrix} \begin{bmatrix} I & I \\ I & -I \end{bmatrix}. \quad (8)$$

Using the function g , every gate U changes into controlled- U . Using circuit notation we can present this fact as



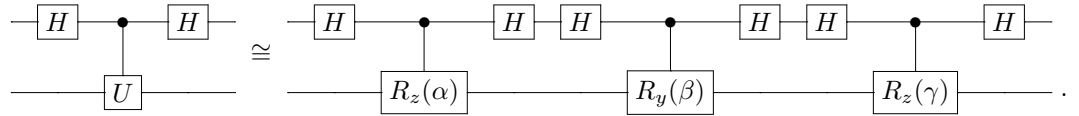
Note that if we assume that the first qubit is set to $|-\rangle$, the control qubit does not influence the result (the condition is always ‘true’).

3.2 Single-qubit gate transformation

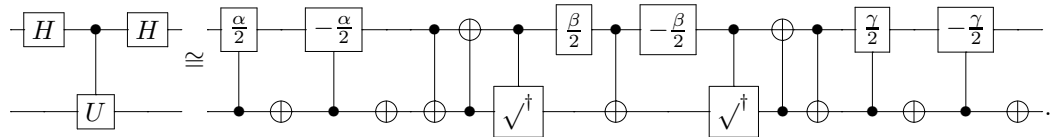
Now we aim at decomposition of arbitrary single-qubit gate into NCN gates. With Eq. (4) for any $U \in \mathbf{L}(\mathbb{C}^2)$ there exist real parameters α, β, γ such that

$$U \cong R_z(\gamma)R_y(\beta)R_z(\alpha). \quad (9)$$

Therefore after applying function g we have



We change the rotators with neighbouring Hadamard gates into NCN gates as in Fig. (1)



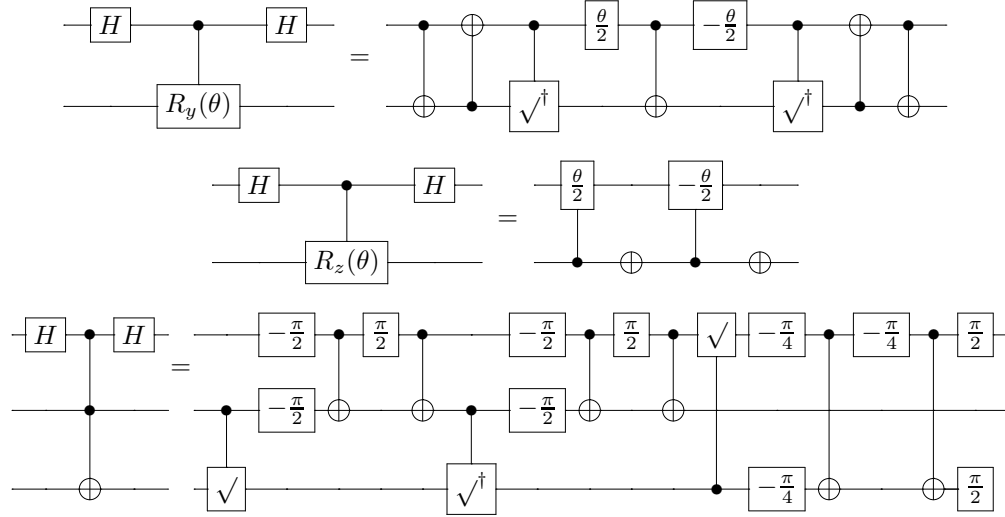


Figure 1: Decomposition of controlled- y -rotator, controlled- z -rotator and Toffoli gate. Decompositions use the simplified notation from Fig. 2.

Let us note that the symbols of controlled-NOT, controlled- $\sqrt{\text{NOT}}^\dagger$ and controlled-negator used in the decomposed circuit do not mean that these gates cannot be transformed. We use these symbols as a simplified notation for its decomposition with use of controlled- $\sqrt{\text{NOT}}$ gates as shown in Fig. (2).

Some simplification can be achieved if α , β or γ equals 0, however this is not the general case.

3.3 General transformation method

Now we consider transformation of arbitrary k -qubit circuit. Let us assume that we have a circuit which consists of unitary operations $U \in L(\mathbb{C}^{2^k})$, generalized measurement $\mathbf{M} =$

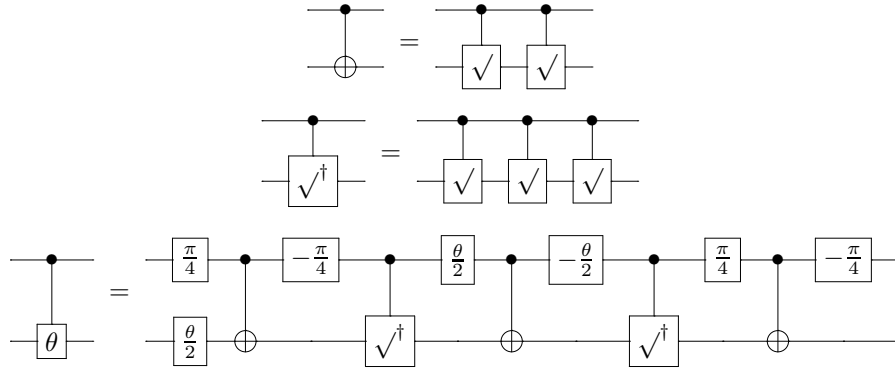


Figure 2: Decomposition of controlled-NOT, controlled- $\sqrt{\text{NOT}}^\dagger$ gates and controlled-negator [9].

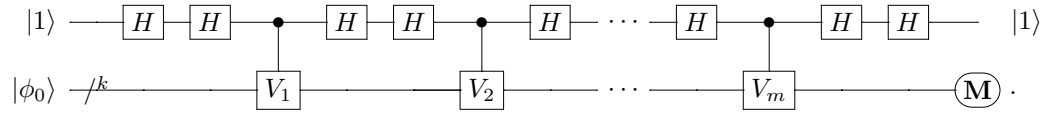
$\{M_a \in L(\mathbb{C}^{2^k}) : a \in \Sigma\}$ and starting state $|\phi_0\rangle$

$$|\phi_0\rangle \xrightarrow{/k} \boxed{U} \text{---} \textcircled{\mathbf{M}}.$$

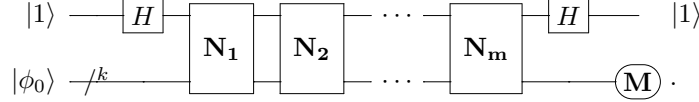
First we need to find the decomposition of U into controlled-NOT and single-qubit gates (here denoted by V_i)

$$|\phi_0\rangle \xrightarrow{/k} \boxed{U} \text{---} \textcircled{\mathbf{M}} \cong |\phi_0\rangle \xrightarrow{/k} \boxed{V_1} \text{---} \boxed{V_2} \text{---} \dots \text{---} \boxed{V_m} \text{---} \textcircled{\mathbf{M}},$$

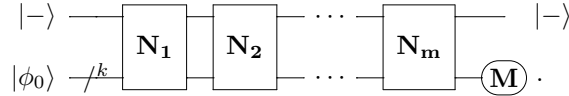
which can be done efficiently [12]. Next we need to add an additional qubit, transform V_i gates into controlled- V_i gates and add Hadamard gates as below (since $HH = I$)



Let us note that product $H \cdot \text{controlled-}V_j \cdot H$ is an image of homomorphism presented in Eq. (8) on V_j . Next we replace the product with the sequence of NCN gates (here denoted by \mathbf{N}_j) as in previous subsection (if V_j is controlled-NOT, then we choose Toffoli gate transformation from Fig. (1))



For the sake of simplicity we may change the starting state and resulting state on the first wire



Now we have an equivalent circuit which consists of negators and controlled- $\sqrt{\text{NOT}}$ gates only.

3.4 Transformation cost

Now we consider upper bound of cost of decomposition into negator circuit. Two kinds will be discussed: memory complexity and number of single and two-qubit gates. In the first case for arbitrary k -qubit circuit transformation requires one additional qubit.

Let $c_{\text{CNOT}}(k)$ and $c_s(k)$ denote upper bound of the number of respectively controlled-NOT and single qubit-gates needed for the implementation of an arbitrary k -qubit circuit. Using the operation presented above we need $17c_{\text{CNOT}}(k) + 64c_s(k)$ controlled- $\sqrt{\text{NOT}}$ gates and $11c_{\text{CNOT}}(k) + 34c_s(k)$ negators to implement an equivalent circuit (up to global phase).

Any circuit which consists of controlled-NOT and single-qubit gates can be simplified in such a way, that $c_s(k) \leq 2c_{\text{CNOT}}(k) + k$. This estimation is based on the worst case, when there are two single-qubit gates between every controlled-NOT gate. Taking this into account we can express the previous result in terms of c_{CNOT} only, because only $17c_{\text{CNOT}}(k) + 64c_s(k) \leq 145c_{\text{CNOT}}(k) + 64k$ controlled- $\sqrt{\text{NOT}}$ gates are needed. In fact, if $c_{\text{CNOT}} = O(4^k)$, then so is the number of controlled- $\sqrt{\text{NOT}}$ gates.

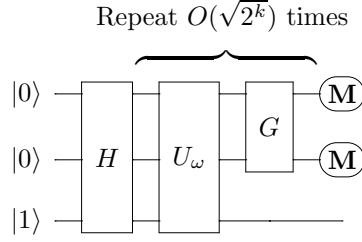


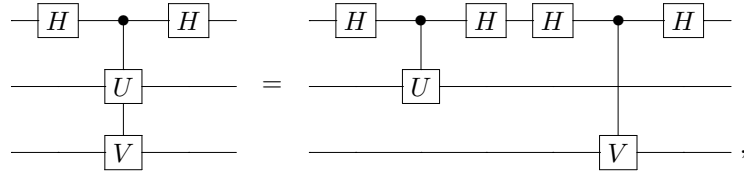
Figure 3: Original Grover's search algorithm circuit in case $k = 2$. G is Grover diffusion operator, U_w is quantum black box and we perform measurement M . Algorithm comes from [13].

4 Step by step transformation example

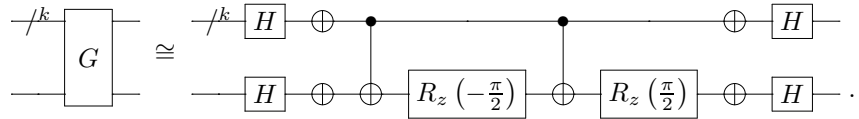
To illustrate the introduced decomposition we will present Grover's algorithm for $k = 2$ qubits as NCN circuit. The original circuit for this algorithm is presented in Fig. (3).

As in the previous section, we will add one qubit, change every H and G gate into controlled- H and controlled- G respectively and add Hadamard gates on the ancilla register. Former steps of the decomposition are explicitly presented in Fig. (4). The following facts were used

- the decomposition of Hadamard gate is $H \cong R_z(\pi)R_y(\frac{\pi}{2})R_z(0) = R_z(\pi)R_y(\frac{\pi}{2})$,
- the decomposition of NOT gate is $\text{NOT} \cong R_z(\pi)R_y(\pi)R_z(0) = R_z(\pi)R_y(\pi)$,
- for any $U, V \in L(\mathbb{C}^2)$ we have



- Grover diffusion operator can be decomposed in the following way



Decomposition of U_w depends strictly on the value of w , therefore it is not presented in the example. The full decomposition is presented in Fig. (4).

5 Concluding remarks

In the presented work we provide a constructive method of scaling arbitrary unitary matrices $U \in \mathbf{U}(2^k)$. More precisely we proved that for arbitrary unitary matrix $U \in \mathbf{U}(2^k)$ there

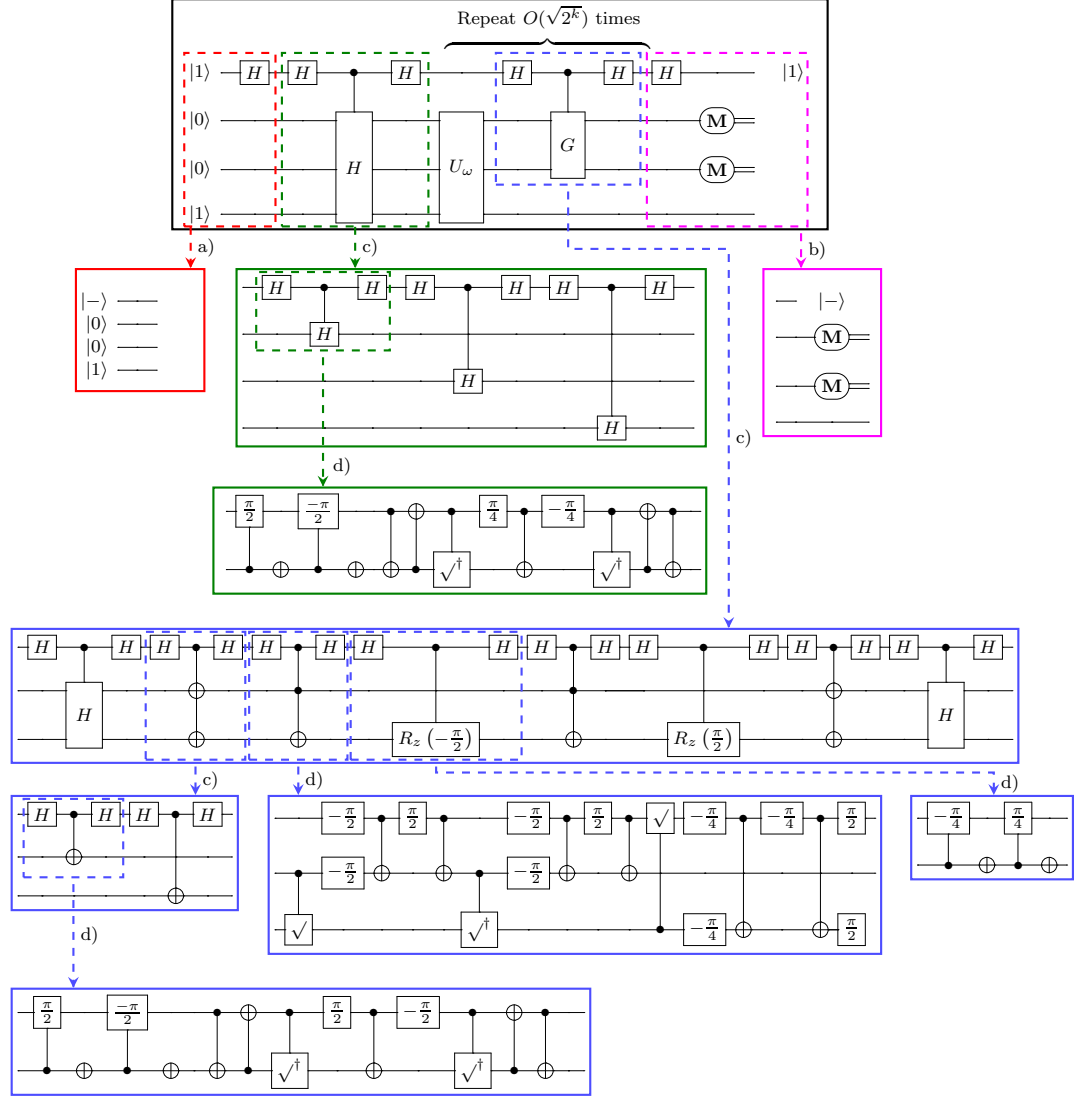


Figure 4: Grover's search algorithm decomposition. Unnecessary Hadamard gates have already been removed a) $|1\rangle$ changes into $|-\rangle$; b) measurement \mathbf{M} does not change, on first wire we end with $|-\rangle$ state; c) subcircuit simplification; d) subcircuit transforming into NCN gates. Any other transformation left can be done similarly, except the U_w case.

exists unitary negator matrix $N \in \mathbf{XU}(2^{k+1})$ such that for arbitrary state $|\psi\rangle$ we have

$$U|\psi\rangle = \Psi(N\Phi(|\psi\rangle)). \quad (10)$$

Here Φ denotes the operation of extending the system with an ancilla register in $|-\rangle$ state and Ψ denotes partial trace over the ancilla system. We described efficient algorithm of decomposing N into product of single-qubit negator and controlled- $\sqrt{\text{NOT}}$ gates. Our decomposition consists of $O(4^k)$ entangling gates which is proved to be optimal and needs one qubit ancilla.

Our result can be seen as complex analogue of Sinkhorn-Knopp algorithm, which is known to have wide applications. The result is in contrast to the previous results [9], which could be only used to prove the existence of such decomposition.

Acknowledgements

The work was supported by the Polish National Science Centre: A. Glos under the research project number DEC-2011/03/D/ST6/00413, P. Sadowski under the research project number 2013/11/N/ST6/03030.

References

- [1] R. Sinkhorn and P. Knopp, “Concerning nonnegative matrices and doubly stochastic matrices,” *Pacific Journal of Mathematics*, vol. 21, no. 2, pp. 343–348, 1967.
- [2] P. A. Knight, “The Sinkhorn-Knopp algorithm: Convergence and applications,” *SIAM Journal on Matrix Analysis and Applications*, vol. 30, no. 1, pp. 261–275, 2008.
- [3] O. E. Livne and G. H. Golub, “Scaling by binormalization,” *Numerical Algorithms*, vol. 35, no. 1, pp. 97–120, 2004.
- [4] P. A. Knight and D. Ruiz, “A fast algorithm for matrix balancing,” *IMA Journal of Numerical Analysis*, p. drs019, 2012.
- [5] A. De Vos and S. De Baerdemacker, “Scaling a unitary matrix,” *Open Systems & Information Dynamics*, vol. 21, no. 04, p. 1450013, 2014.
- [6] A. De Vos and S. De Baerdemacker, “On two subgroups of $U(n)$, useful for quantum computing,” in *Journal of Physics: Conference Series*, vol. 597, p. 012030, IOP Publishing, 2015.
- [7] H. Führ and Z. Rzeszutnik, “On biunimodular vectors for unitary matrices,” *Linear Algebra and its Applications*, vol. 484, pp. 86–129, 2015.
- [8] A. De Vos and S. De Baerdemacker, “Sinkhorn-based synthesis of an arbitrary quantum circuit,” *arXiv preprint arXiv:1512.07240*, 2015.
- [9] A. De Vos and S. De Baerdemacker, “The NEGATOR as a basic building block for quantum circuits,” *Open Systems & Information Dynamics*, vol. 20, no. 01, p. 1350004, 2013.
- [10] M. Poźniak, K. Życzkowski, and M. Kuś, “Composed ensembles of random unitary matrices,” *Journal of Physics A: Mathematical and General*, vol. 31, no. 3, p. 1059, 1998.

- [11] M. A. Nielsen and I. L. Chuang, *Quantum computation and quantum information*. Cambridge university press, 2010.
- [12] M. Möttönen, J. J. Vartiainen, V. Bergholm, and M. M. Salomaa, “Quantum circuits for general multiqubit gates,” *Physical Review Letters*, vol. 93, no. 13, p. 130502, 2004.
- [13] C. Lavor, L. Manssur, and R. Portugal, “Grover’s Algorithm: Quantum Database Search,” *arXiv preprint arXiv:quantum-ph/0301079*, 2008.