

Soft photon registration at Nuclotron

Elena Kokoulina*†

LHEP JINR

E-mail: kokoulin@sunse.jinr.ru

E. Ardashev, V. Golovkin, S. Golovnya, S. Gorokhov, A. Kholodenko, A. Kiryakov, I. Lobanov, M. Polkovnikov, V. Ronzhin, V. Ryadovikov, Yu. Tsyupa, A. Vorobiev

IHEP, Protvino, Russia, 142281

V. Avdeichikov, V. Balandin, V. Dunin, O. Gavrishchuk, A. Isupov, N. Kuzmin, V. Nikitin, Yu. Petukhov, S. Reznikov, V. Rogov, I. Rufanov, N. Zhidkov, L. Zolin

Joint Institute for Nuclear Research, Dubna, Russia, 141980

G. Bogdanova, V. Popov, V. Volkov,

Lomonosov Moscow State University Scobeltsyn Institute of Nuclear Physics, Russia, 110000

A. Kutov

DM Komi SC UrD RAS, Syktyvkar, Russia 167982

A. Kazakov

Smolensk State University, Russia, 214000

G. Pokatashkin, R. Salyanko

Gomel State University, Belarus, 246000

First results of a soft photon yield in nucleus-nuclear interactions at 3.5 GeV per nucleon are presented. These photons have been registered at Nuclotron (LHEP, JINR) by an electromagnetic calorimeter built in the SVD Collaboration. The obtained spectra confirm the excess yield in the energy region less than 50 MeV in comparison with theoretical predictions and agree with previous experiments at high-energy interactions.

International Conference on New Photo-detectors

6-9 July 2015

Moscow, Troitsk, Russia

*Speaker.

†On behalf of the SVD-2 Collaboration.

1. Introduction

The experiments with relativistic heavy ions point to the manifestation of a quark-gluon matter. The understanding of the nature of the deconfinement (transition of hadrons to quarks and gluons) is important for formulation of the nuclear substance equation of state. Physicists consider that at their interactions with proton and deuteron beams are formed cold nuclear matter. These researches permit to compare properties of hot quark-gluon matter formed in collisions of heavy ions and cold nuclear matter producing in pp or $p(d)A$ interactions [1]. The SVD Collaboration carries out studies of pp , pA and AA interactions. Experiments with 50 GeV-proton beams are fulfilled at U-70 in IHEP, Protvino [2]. The SVD-2 Collaboration also works at Nuclotron (JINR) with 3.5 GeV/nucleon nuclear beams.

The SVD Collaboration has carried out studies in the unique region of high multiplicity where the collective behaviour of secondary particles is observed. One of the most important results obtained in these studies is the rapid growth of the scaled variance, $\omega = D / \langle N_0 \rangle$, with the increasing of total pion multiplicity [3]. Here D is the variance of a number of neutral mesons at the fixed total multiplicity, $\langle N_0 \rangle$ – their mean multiplicity. The growth of the experimental value ω as compared to the Monte Carlo predictions has been confirmed at the level of 7 standard deviations. This result is one of the evidences of Bose-Einstein condensate (BEC) formation [4].

The theoretical description of this phenomenon has been developed by Begun and Gorenstein [4] at the specific conditions of the SVD-2 experiment. S. Barshay predicts [5] that the pion condensation may be accompanied by an increased yield of soft photons (SP). The anomalous SP have being studied experimentally during more than 30 years [6, 7, 8, 9]. There are some theoretical models worked out for explanation of SP yield [10, 11, 12]. Unfortunately, an incompleteness of data does not permit disclosing of the physical essence of this phenomenon completely.

To understand the picture of SP formation more comprehensive and in particular to test a connection between their excess yield and the BEC formation, SP electromagnetic calorimeter (SPEC) has been manufactured and tested by SVD Collaboration at U-70 [13]. This calorimeter is a stand-alone device and it differs from many similar ones by its extremely low threshold of gamma-quantum registration – of order of 2 MeV. The SPEC technique permits execution of the unique research program of pp , pA and AA interactions with registration of SP.

The report is organised in the following way. The previous SP observations are reviewed in section 2. In section 3 we give the description and technical characteristics of electromagnetic calorimeter manufactured by SVD Collaboration. The first spectra of SP obtained with the deuterium and lithium beams on a carbon target at Nuclotron are also presented in this section.

2. Review of experimental data on the soft photon yield

Experimental and theoretical studies of direct photon production in hadron and nuclear collisions essentially expand our knowledge of multi-particle production mechanisms. These photons are useful probes to investigate nuclear matter at all stages of the interaction. SP play a particular role in these studies. Until now we do not have total explanation for the experimentally observed excess of SP yield. These photons have low transverse momenta $p_T < 0.1$ GeV/c and Feynman variable $|x| < 0.01$. In this domain their yield exceeds the theoretical estimates by $3 \div 8$ times.

This anomalous phenomenon has been discovered at the end of 1970s with the Big Europe Bubble Chamber at the SPS accelerator, in CERN, in the experiment with a 70 GeV/c K^+ -meson and antiproton beams [6]. The SP yield had exceeded the theoretical predictions by 4.5 ± 0.9 . The following electronic experiments such as [7, 8, 9] have confirmed an anomalous behaviour of SP.

WA83 Collaboration studied the direct SP yield at OMEGA spectrometer in $\pi^- + p$ interactions at hydrogen target with 280 GeV/c π^- -mesons. Excess yield of SP turned out to be equal to 7.9 ± 1.4 [7]. Last experimental study of SP had been carried out at the LEP accelerator with DELPHI setup in CERN [9]. The processes investigated were: $e^+ + e^- \rightarrow Z^0 \rightarrow \text{jet} + \gamma$ and $e^+ + e^- \rightarrow \mu^+ + \mu^-$. In processes with formation of jets the DELPHI Collaboration had revealed SP excess yield over of Monte Carlo estimations at the level $4.0 \pm 0.3 \pm 1.0$ times. For the first time the SP yield at maximum number of neutral pions (7-8) had amounted to about 17-fold exceeding [9] in comparison with bremsstrahlung of charged particles. On the contrary, in the lepton processes without formation of hadron jets the yield of SP turned out to agree well with theoretical predictions.

Existent theoretical models try to explain anomalous yield of SP. The SVD Collaboration has developed a gluon dominance model [12] explained an excessive SP yield by the production of soft gluons in quark-gluon system. These gluons do not have enough energy to fragment into hadrons, so they are scattered on the valency quarks of secondary particles and form SP [12]. This model gives two(three)fold exceeding of common accepted of strong interaction area in accordance with estimations of the region of their emission.

3. Design, manufacture and testing of SPEC. SP spectra

The SPEC has been manufactured on the base of the BGO scintillators (bismuthortogermanate) [13]. The BGO crystals have a small radiation length $X_0 = 1.12$ cm, that permits to reduce considerably the volume of the device. At manufacturing of such calorimeter the problems of uniform distributions of activator in the crystal volume do not appear. While many of inorganic scintillators have the long-term of emission. BGO crystals shows relative small afterglow.

SPEC scheme is shown in Fig. 2, a left panel. It is a square matrix composed of 49 ($3 \times 3 \times 18$ cm³) counters [13]. The front side is covered by the high-reflective film VM2000. The PMT 9106SB are used (ET Enterprises). They have 8 dynodes and high quantum efficiency in the green part of spectrum. The photocathode diameter is equal to 25 mm. The tube has the permalloy magnetic protection. PMT is glued to the crystal by the optic EPO-TEK 301 glue.

The plastic veto-detector of charged particles ($23 \times 23 \times 1$ cm³) is placed before the crystals. Behind it an assembly of 4 plastics of a pre-shower ($18 \times 4.5 \times 1$ cm³) is shown. Lead 2mm-convertor is put between the front-veto and plastics. In Fig. 1, right panel, the target and counters of a trigger system are shown. A trigger is produced at the signal from any 2 of 4 pre-shower counters. In front of the target, there are two large veto-counters to forbid a response from the beam halo. Time-stamp is given by the $4.5 \times 4.5 \times 0.1$ cm³ beam counter (not shown), also upstream from the target.

SPEC is set at an angle of 16° , the front plane of crystals is away from a target at the distance 203 cm. The digitization of plastic scintillators is realised with a CAMAC ADCs (Lecroy 2249A) and TDCs (LeCroy 2228A), the digitization of analog signals of calorimeter - by ADC CC-008.

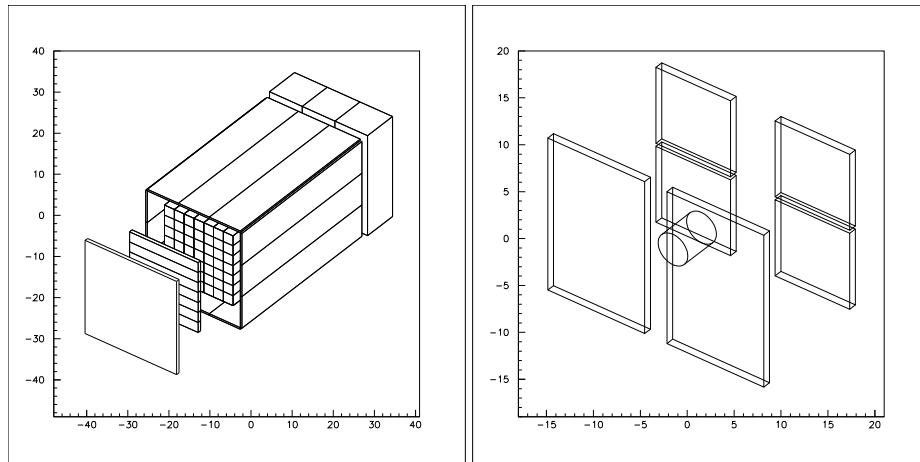


Figure 1: Left panel: entire SPEC scheme. Right panel: C-target (2.5 g/cm^3) and trigger system's counters.

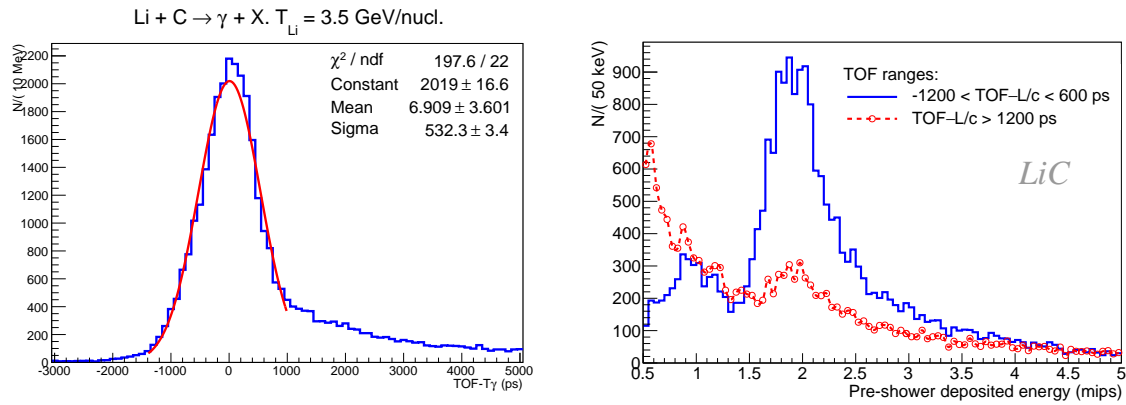


Figure 2: Left panel: Time resolution in pre-shower for LiC interactions. Right panel: Time of flight between the beam counter and the pre-shower for neutral particles.

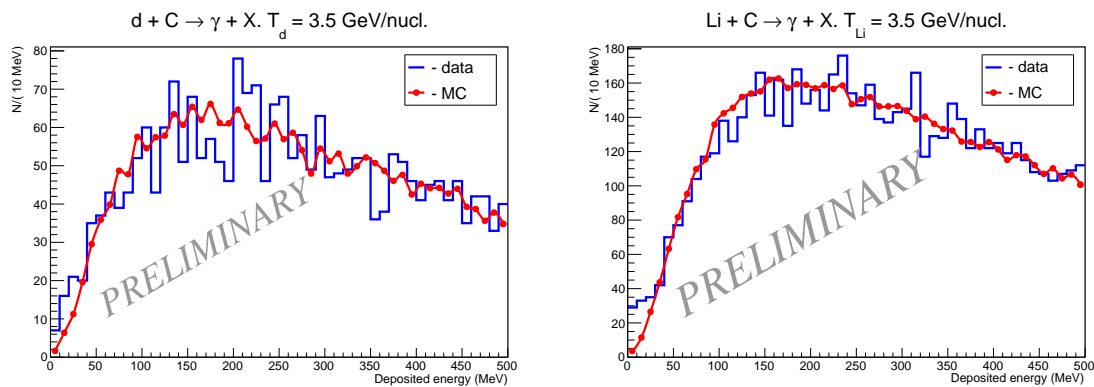


Figure 3: Entire energy spectra in SPEC with pre-shower and simulation for (left panel) dC and (right panel): LiC interactions at Nuclotron.

We used CAMAC and a LE-88K crate-controller with input for a trigger signal. The crate-controller has been connected to PC with PCI-QBUS interface. Data acquisition software has been developed in MIDAS framework (<http://midas.psi.ch>). Time of flight between the beam counter and the pre-shower for neutral particles (no signal in the front-veto) gives time resolutions 632 ps for d+C and 532 ps for Li+C (Fig.2, left panel) interactions. In Fig.2, right panel spectrum of γ quanta deposited in pre-shower plastic with time selection for neutral particles is presented for Li+C interactions. A solid line shows Compton peak at 1 MIP energy and more intensive peak of gamma quanta conversion at 2 MIP. In this Fig. with dotted line this structure is almost unnoticeable.

Selection criterions of events were as the following: 1) energy in the front veto-counter smaller than 0.3 MIPs; 2) energy in pre-shower $0.5 < E < 4$ MIPs; 3) time of flight - $1200 < t - t_\gamma < 600$ ps; 4) more than 2 MeV is registered in one of BGO crystals; 5) location of shower in BGO crystal must overlay throughout vertical with the triggered pre-shower counter; 6) energy deposition in the outer BGO layer should be no more than 1/3 of a total to prevent significant leakages.

In 2014 two experimental runs have been carried out at Nuclotron in LHEP JINR with 3.5 A GeV deuterium and lithium beams. SPEC was installed at the location of NIS-GIBS setup. After data processing we have obtained SP spectra of energy release in deuterium-carbon (Fig. 3, left panel) and lithium-carbon (Fig. 3, right panel) interactions. In the region of energy below than 50 MeV, a noticeable excess over Monte-Carlo simulation (uRQMD+Geant-3.21) has been observed. It agrees with other SP experiments.

References

- [1] A. Andronic et al. e-Print: arXiv:1506.03981 [nucl-ex].
- [2] V. V. Avdeichikov et al., Proposal "*Thermalization*" (in Russian), JINR-P1-2004-190 (2005).
- [3] E. S. Kokoulina (On behalf of the SVD-2 Collaboration). Progr. Theor. Phys., **193** (2012) 306; V. N. Ryadovikov (On behalf of the SVD-2 Collaboration). Phys. Atom. Nucl., **75** (2012) 989.
- [4] V. V. Begun and M. I. Gorenstein. Phys. Lett. **B653** (2007) 190; V. V. Begun and M. I. Gorenstein. Phys. Rev. **C77** (2008) 064903.
- [5] S. Barshay. Phys. Lett. **B227** (1989) 279.
- [6] P. V. Chliapnikov et al., Phys. Lett. **B141** (1984) 276.
- [7] S. Banerjee et al. SOPHIE/WA83. **B** 305 (1993) 182.
- [8] J. Schukraft. HELIOS Collaboration. Nucl.Phys. **A** 498 (1989) 79.
- [9] J. Abdallah et al. DELPHI Collaboration. Eur. Phys. J. **C** 47 (2006) 273.
- [10] L. Van Hove . Ann.of Phys. (NY), **192** (1989) 66; P. Lichard and L. Van Hove. Phys.Lett. **B** 245 (1990) 605.
- [11] Wong Cheuk-Yin. Phys.Rev. Lett. **C** 81(2010) 064903.
- [12] E. Kokoulina. Acta Phys. Polon. **B35** (2004) 295; M. K. Volkov, E. Kokoulina, and E. A. Kuraev. Papan Letters. **N** 5 (2004) 16.
- [13] E. .N. Ardashev et al. Instr. Exp. Tech. **58** (2015) 18.