

SCAN-based hybrid and double-hybrid density functionals from parameter-free models

Kerwin Hui¹ and Jeng-Da Chai^{1,2,*}

¹*Department of Physics, National Taiwan University, Taipei 10617, Taiwan*

²*Center for Theoretical Sciences and Center for Quantum Science and Engineering,
National Taiwan University, Taipei 10617, Taiwan*

(Dated: February 18, 2019)

Abstract

By incorporating the nonempirical SCAN semilocal density functional [Sun, Ruzsinszky, and Perdew, *Phys. Rev. Lett.* **115**, 036402 (2015)] in the underlying expression, we propose one hybrid (SCAN0) and three double-hybrid (SCAN0-DH, SCAN-QIDH, and SCAN0-2) density functionals, which are free of any empirical parameter. The SCAN-based hybrid and double-hybrid functionals consistently outperform their parent SCAN semilocal functional for a wide range of applications. The SCAN-based semilocal, hybrid, and double-hybrid functionals generally perform better than the corresponding PBE-based functionals. In addition, the SCAN0-2 and SCAN-QIDH double-hybrid functionals significantly reduce the qualitative failures of the SCAN semilocal functional, such as the self-interaction error and noncovalent interaction error, extending the applicability of the SCAN-based functionals to a very diverse range of systems.

* Author to whom correspondence should be addressed. Electronic mail: jdchai@phys.ntu.edu.tw

I. INTRODUCTION

Since the 1990s, Kohn-Sham density functional theory (KS-DFT) [1, 2] has emerged as one of the most popular methods for studying the ground-state properties of large electronic systems, due to its low computational complexity and reasonable accuracy. However, as the exact exchange-correlation (XC) energy functional $E_{xc}[\rho]$ in KS-DFT has not been found, density functional approximations (DFAs) for $E_{xc}[\rho]$ have been constantly developed to improve the accuracy of KS-DFT for a diverse range of applications [3–6].

The various levels of DFAs for $E_{xc}[\rho]$ have been commonly described by the five rungs of Jacob’s ladder, connecting the Hartree approximation on earth to the heaven of chemical accuracy [7]. The first rung of the ladder is the local density approximation (LDA) [8, 9], which represents the XC energy density by the local electron density. Going beyond the LDA, the second rung of the ladder is the generalized gradient approximation (GGA), modeling the XC energy density by the local electron density and its gradient. The third rung of the ladder is the meta-GGA (MGGA), which incorporates the ingredients of the noninteracting Kohn-Sham (KS) kinetic energy density and/or the Laplacian of the electron density into a GGA.

The functionals on the first three rungs are often called semilocal density functionals. They are reliably accurate for properties governed by short-range XC effects, and are computationally efficient for large systems. Besides, as more exact constraints are likely to be satisfied by construction with the functionals on higher rungs of the ladder, semilocal density functionals are expected to achieve higher accuracy by climbing up the ladder at the expense of a slight increase in computational cost [7]. However, due to the lack of accurate treatment of nonlocal XC effects, semilocal density functionals can yield erroneous results in situations where the self-interaction error (SIE), noncovalent interaction error (NCIE), or static correlation error (SCE) is enormous [3–6, 10–14].

Recently, there has been an increasing interest in the nonempirical semilocal density functionals developed by Perdew and co-workers, such as the PBE GGA functional [15] and the TPSS MGGA functional [16], demonstrating the usefulness of the functionals developed by the method of constraint satisfaction (without fitting to a large set of experimental or high-level theoretical data) [7]. Very recently, Sun, Ruzsinszky, and Perdew proposed the strongly constrained and appropriately normed (SCAN) functional [17], a nonempirical

MGGA satisfying all 17 known exact constraints that a semilocal functional can. Besides, SCAN is also exact or nearly exact for a set of appropriate norms, including rare-gas atoms and noncovalent interactions. Nevertheless, as SCAN is a semilocal functional, it can yield qualitative failures for the SIE and NCIE problems.

Aiming to reduce the SIE and NCIE associated with the SCAN semilocal functional, in this work, we propose SCAN-based hybrid and double-hybrid density functionals based on parameter-free models. The rest of this paper is organized as follows. We describe the parameter-free models for the SCAN-based hybrid and double-hybrid functionals in Section II, and computational details in Section III. In Section IV, we examine the performance of SCAN-based and PBE-based semilocal, hybrid, and double-hybrid functionals for a very diverse range of applications. Our conclusions are given in Section V.

II. PARAMETER-FREE HYBRID AND DOUBLE-HYBRID MODELS

A. DFA0 Hybrid Model

In KS-DFT, the adiabatic-connection (AC) formalism [18–22] provides a powerful approach to the development of accurate, parameter-free, and theoretically justifiable $E_{xc}[\rho]$. Based on the AC formalism, the electron-electron interaction ($\alpha\hat{V}_{ee}$) is switched on by a simple linear scaling using a coupling-strength parameter α . Accordingly, the system changes from the noninteracting KS reference system ($\alpha = 0$) to the fully interacting real system ($\alpha = 1$), through a continuum of partially interacting systems ($0 \leq \alpha \leq 1$), all of which have the same ground-state electron density $\rho(\mathbf{r})$ as that of the fully interacting real system. Consequently, $E_{xc}[\rho]$ can be formally expressed as an integral over α :

$$E_{xc}[\rho] = \int_0^1 E_{xc,\alpha} d\alpha, \quad (1)$$

where the integrand

$$E_{xc,\alpha} = \langle \Psi_\alpha | \hat{V}_{ee} | \Psi_\alpha \rangle - \frac{e^2}{2} \iint \frac{\rho(\mathbf{r})\rho(\mathbf{r}')}{|\mathbf{r} - \mathbf{r}'|} d\mathbf{r}d\mathbf{r}' \quad (2)$$

is the potential energy of exchange-correlation at intermediate coupling strength α , with Ψ_α being the corresponding ground-state wavefunction.

While the exact integrand $E_{xc,\alpha}$ remains unknown, the noninteracting limit ($\alpha = 0$) is given by the Hartree-Fock (HF) exchange energy of the KS orbitals (due to the lack of

electron correlation):

$$E_{xc,0} = E_x^{\text{HF}}, \quad (3)$$

and the fully interacting limit ($\alpha = 1$) can be well approximated by that of a DFA semilocal functional:

$$E_{xc,1} \approx E_{xc,1}^{\text{DFA}}, \quad (4)$$

as the XC hole is deeper and more localized around its electron at $\alpha = 1$ than at $\alpha = 0$ [23, 24]. Note also that $E_{xc,\alpha}^{\text{DFA}}$ (i.e., a DFA to $E_{xc,\alpha}$) can be obtained from a DFA semilocal functional $E_{xc}^{\text{DFA}}[\rho]$ via the coordinate scaling [25, 26]:

$$E_{xc,\alpha}^{\text{DFA}} = \frac{\partial}{\partial \alpha} \{ \alpha^2 E_{xc}^{\text{DFA}}[\rho_{1/\alpha}] \}, \quad (5)$$

where $\rho_{1/\alpha}(\mathbf{r}) = \alpha^{-3} \rho(\mathbf{r}/\alpha)$ is the coordinate-scaled electron density.

Therefore, a hybrid functional (the fourth rung of the ladder) [23, 24, 27–29], which incorporates a fraction of HF exchange into a DFA semilocal functional, can be theoretically justified by the AC formalism employing a simple interpolation between the noninteracting [Eq. (3)] and fully interacting [Eq. (4)] limits of $E_{xc,\alpha}$ as a function of α . Due to the use of the improved version of $E_{xc,\alpha}$, a hybrid functional is expected to improve the description of nonlocal exchange effects and the overall accuracy with respect to its parent DFA semilocal functional.

Based on the AC formalism, Perdew, Ernzerhof, and Burke proposed the following DFA0 integrand (where $n \geq 1$ is an integer) [24]:

$$E_{xc,\alpha}^{\text{DFA0}} = E_{xc,\alpha}^{\text{DFA}} + (E_x^{\text{HF}} - E_x^{\text{DFA}})(1 - \alpha)^{n-1}. \quad (6)$$

As shown, $E_{xc,\alpha}^{\text{DFA0}}$ correctly reduces to the noninteracting [Eq. (3)] and fully interacting [Eq. (4)] limits of $E_{xc,\alpha}$ at $\alpha = 0$ and $\alpha = 1$, respectively. Substituting Eq. (6) into Eq. (1), one obtains the parameter-free DFA0 hybrid model:

$$\begin{aligned} E_{xc}^{\text{DFA0}} &= E_{xc}^{\text{DFA}} + \frac{1}{n}(E_x^{\text{HF}} - E_x^{\text{DFA}}) \\ &= E_x^{\text{DFA}} + E_c^{\text{DFA}} + \frac{1}{n}(E_x^{\text{HF}} - E_x^{\text{DFA}}) \\ &= \frac{1}{n}E_x^{\text{HF}} + \left(1 - \frac{1}{n}\right)E_x^{\text{DFA}} + E_c^{\text{DFA}}, \end{aligned} \quad (7)$$

where E_x^{HF} is the HF exchange energy, E_x^{DFA} is the DFA exchange energy, E_c^{DFA} is the DFA correlation energy, and $n = 4$ is chosen due to the generally good performance of the fourth-order Møller-Plesset perturbation theory (MP4) [30].

To obtain a parameter-free DFA0 hybrid functional, it is essential to adopt a nonempirical DFA semilocal functional in Eq. (7). By adopting PBE as the parent DFA functional, one obtains PBE0 [29], a very popular parameter-free PBE-based hybrid functional. In this work, we adopt the recently developed SCAN semilocal functional as the underlying DFA in Eq. (7), and denominate the resulting parameter-free SCAN-based hybrid functional as SCAN0.

B. DFA0-DH, DFA-QIDH, and DFA0-2 Double-Hybrid Models

Based on the AC formalism, at the weakly interacting limit ($\alpha \rightarrow 0$), $E_{xc,\alpha}$ has a perturbation expansion (to first order of α):

$$E_{xc,\alpha \rightarrow 0} \approx E_x^{\text{HF}} + 2E_c^{\text{GL2}}\alpha, \quad (8)$$

where E_c^{GL2} is the second-order Görling-Levy (GL2) correlation energy [31, 32], which can be well approximated by the second-order Møller-Plesset (MP2) correlation energy (evaluated with the KS orbitals) for most of the systems [33]:

$$E_c^{\text{GL2}} \approx E_c^{\text{MP2}}. \quad (9)$$

Therefore, a double-hybrid (DH) functional (the fifth rung of the ladder) [34–48], combining a fraction of HF exchange and a fraction of MP2 correlation with a DFA semilocal functional, can be theoretically justified by the AC formalism employing a simple interpolation between the weakly interacting [Eq. (8)] and fully interacting [Eq. (4)] limits of $E_{xc,\alpha}$ as a function of α . Owing to the adoption of the improved version of $E_{xc,\alpha}$, a double-hybrid functional is expected to improve the description of nonlocal XC effects and the overall accuracy with respect to its parent DFA semilocal functional. Note that a double-hybrid functional can be generally expressed as

$$E_{xc}^{\text{DH}} = a_x E_x^{\text{HF}} + (1 - a_x) E_x^{\text{DFA}} + (1 - a_c) E_c^{\text{DFA}} + a_c E_c^{\text{MP2}}, \quad (10)$$

where E_c^{MP2} is the MP2 correlation energy, a perturbative term evaluated with the orbitals obtained using the first three terms. The two mixing parameters, a_x and a_c , can be determined by empirical fitting or physical arguments.

Recently, Sharkas, Toulouse, and Savin provided a rigorous theoretical justification for double-hybrid functionals based on the AC formalism [41]. Later, Toulouse *et al.* proposed

the linearly scaled one-parameter double-hybrid (LS1DH) approximation [43], showing the relationship between the HF and MP2 mixing parameters (i.e., a_x and a_c) in a double-hybrid functional:

$$a_c = (a_x)^3. \quad (11)$$

Substituting Eq. (11) into Eq. (10), only a_x or a_c needs to be determined. Based on different physical arguments on the LS1DH approximation, the following parameter-free double-hybrid models (in order of increasing fraction of HF exchange) were recently proposed:

- DFA0-DH model [42]: $a_c = (1/2)^3 = 1/8$, $a_x = 1/2$.
- DFA-QIDH model [46]: $a_c = 1/3$, $a_x = (1/3)^{1/3} \approx 0.693361$.
- DFA0-2 model [44]: $a_c = 1/2$, $a_x = (1/2)^{1/3} \approx 0.793701$.

To obtain a parameter-free double-hybrid functional, a nonempirical DFA semilocal functional should be adopted in one of these parameter-free double-hybrid models. In previous studies, PBE was commonly adopted as the underlying DFA in these parameter-free models, and the corresponding double-hybrid functionals were denominated PBE0-DH [42] for the DFA0-DH model, PBE-QIDH [46] for the DFA-QIDH model, and PBE0-2 [44] for the DFA0-2 model. In this work, we adopt SCAN as the parent DFA semilocal functional for the DFA0-DH, DFA-QIDH, and DFA0-2 models, and denominate the resulting parameter-free SCAN-based double-hybrid functionals as SCAN0-DH, SCAN-QIDH, and SCAN0-2, respectively.

III. COMPUTATIONAL DETAILS

For a comprehensive comparison, we examine the following 10 PBE-based and SCAN-based semilocal, hybrid, and double-hybrid functionals:

- DFA semilocal functionals: PBE [15] and SCAN [17]
- DFA0 hybrid functionals: PBE0 [29] and SCAN0
- DFA0-DH double-hybrid functionals: PBE0-DH [42] and SCAN0-DH
- DFA-QIDH double-hybrid functionals: PBE-QIDH [46] and SCAN-QIDH

- DFA0-2 double-hybrid functionals: PBE0-2 [44] and SCAN0-2

on various test sets involving

- the 223 atomization energies (AEs) of the G3/99 set [49–51]
- the 40 ionization potentials (IPs), 25 electron affinities (EAs), and 8 proton affinities (PAs) of the G2-1 set [52]
- the 76 barrier heights of the NHTBH38/04 and HTBH38/04 sets [53, 54]
- the 22 noncovalent interactions of the S22 set [55, 56]
- the 66 noncovalent interactions of the S66 set [57]
- two interaction energy curves of the benzene dimer from the S66×8 set [57]
- seven isodesmic reaction energies of *n*-alkanes to ethane [58–62]
- two dissociation energy curves of symmetric radical cations [63–67]

Detailed information about the test sets can be found in Refs. [44, 68].

All calculations are performed with a development version of Q-Chem 4.3 [69]. Spin-restricted theory is used for singlet states and spin-unrestricted theory for others, unless noted otherwise. Results are computed using the 6-311++G(3df,3pd) basis set with the ultrafine grid EML(99,590), consisting of 99 Euler-Maclaurin radial grid points [70] and 590 Lebedev angular grid points [71]. For computational efficiency, the resolution-of-identity (RI) approximation [72] is used for calculations with the MP2 correlation (using sufficiently large auxiliary basis sets). For the interaction energies of the weakly bound systems, the counterpoise correction [73] is employed to reduce basis set superposition error (BSSE). The error for each entry is defined as (error = theoretical value – reference value). The notation used for characterizing statistical errors is as follows: mean signed errors (MSEs), mean absolute errors (MAEs), root-mean-square (rms) errors, maximum negative errors (Max(–)), and maximum positive errors (Max(+)).

IV. RESULTS AND DISCUSSION

For the test sets shown in Table I, the functionals on higher rungs of Jacob’s ladder generally perform better than those on lower rungs [74]. For the AEs of the G3/99 set, the SCAN0-2 double-hybrid functional has the best performance, followed by the PBE0-DH and SCAN-QIDH double-hybrid functionals. Overall, the SCAN-based and PBE-based double-hybrid functionals perform similarly to the SCAN0 and PBE0 hybrid functionals, respectively, which significantly outperform their parent semilocal functionals, SCAN and PBE, respectively. Nevertheless, for the IPs, EAs, and PAs of the G2-1 set, all the functionals have similar performance.

For the barrier heights of the NHTBH38/04 and HTBH38/04 sets, SCAN slightly outperforms PBE, whereas SCAN0 and PBE0 are significantly better than SCAN and PBE, respectively, in performance. SCAN-QIDH performs the best, followed by PBE-QIDH. Overall, the SCAN-based and PBE-based double-hybrid functionals are comparable in performance, being much more accurate than the corresponding hybrid and semilocal functionals.

For the noncovalent interactions of the S22 and S66 sets, the SCAN-based semilocal, hybrid, and double-hybrid functionals consistently outperform their PBE-based counterparts, which may be attributed to the improved performance of SCAN for noncovalent interactions (with respect to PBE). Nevertheless, as SCAN and PBE are both semilocal functionals, they cannot adequately describe the van der Waals (vdW) asymptote [10], which requires an accurate treatment of long-range dynamical correlation from double-hybrid functionals [34–48] or vdW density functionals [75–77]. Alternatively, the DFT-D (KS-DFT with empirical dispersion corrections) schemes [40, 78–84] may be adopted for the study of vdW systems. Among the double-hybrid functionals examined on the S22 and S66 sets, SCAN0-DH only slightly improves upon SCAN due to its relatively small fraction (12.5%) of MP2 correlation, while SCAN0-2 performs the best, followed by SCAN-QIDH and PBE0-2. To the best of our knowledge, as the MAEs of SCAN0-2 on both the S22 and S66 sets are record low, SCAN0-2 should outperform most existing density functionals here, and possibly, for other noncovalent interactions as well.

Our investigation is also extended to the interaction energy curves of the benzene dimer in the S66×8 set. Specifically, we calculate the interaction energy curves for the parallel-displaced (in Figure 1) and T-shaped (in Figure 2) configurations of the benzene dimer as

functions of the intermonomer distance R (defined in Ref. [57]), where the optimized geometries and reference values are taken from the S66 \times 8 set. Overall, the predicted interaction energy curves of SCAN0-2 are extremely close to the accurate reference curves (within an error of 0.3 kcal/mol), followed by PBE0-2 (within an error of 0.8 kcal/mol) and SCAN-QIDH (within an error of 0.9 kcal/mol). All the other functionals predict severely underbinding or even repulsive curves.

The isodesmic reaction energies (see Eq. (12) for the considered bond separation reaction) of the linear conformations of the n -alkanes to form ethane have been discovered to yield systematic errors in standard KS-DFT calculations, when the number of protobranches in n -alkanes, m , increases [58–62].



To assess if the SCAN-based and PBE-based functionals alleviate this problem, we calculate seven isodesmic reaction energies of n -alkanes to ethane, where the optimized geometries and reference values are taken from Ref. [61]. As shown in Figure 3, due to the accurate treatment of medium-range electron correlation effects [61], the predicted reaction energies of PBE0-2 are the closest ones to the reference values (within an error of 0.02 kcal/mol), followed by SCAN-QIDH (within an error of 0.4 kcal/mol) and SCAN0-2 (within an error of 1.2 kcal/mol). By contrast, all the other functionals exhibit considerable errors with the increase of m .

Owing to the large SIEs of semilocal functionals, spurious fractional charge dissociation can occur for symmetric charged radicals [63–67]. To investigate if the SCAN-based and PBE-based functionals improve upon the SIE problem, spin-unrestricted calculations are performed on the dissociation energy curves of He_2^+ and Ar_2^+ . The KS-DFT results are compared with the results calculated using the highly accurate CCSD(T) theory [85]. As can be seen in Figure 4, the predicted He_2^+ dissociation energy curves of SCAN0-2 and PBE0-2 are very close to the CCSD(T) curve. It appears that the SIEs associated with SCAN0-2 and PBE0-2 are about twice smaller than the next best functionals, SCAN-QIDH and PBE-QIDH. For Ar_2^+ , SCAN0-2 and PBE0-2 can dissociate it correctly (see Figure 5), which are indeed very promising. While a discontinuity undesirably appears in the derivative of the SCAN0-2 (and PBE0-2) dissociation energy curve for Ar_2^+ , due to the use of MP2 correlation (as discussed in Refs. [39, 44, 86]), the derivative discontinuity of the SCAN0-2

curve is much smaller (if visible) than that of the PBE0-2 curve.

V. CONCLUSIONS

In summary, by incorporating the nonempirical SCAN semilocal density functional as the parent DFA functional in the parameter-free hybrid and double-hybrid models discussed in this work, we have developed one hybrid (SCAN0) and three double-hybrid (SCAN0-DH, SCAN-QIDH, and SCAN0-2) density functionals, which are free of any empirical parameter. Owing to the significant improvement over their parent functional SCAN (third rung of the ladder), SCAN0 fits well into the fourth rung of the ladder, and SCAN0-DH, SCAN-QIDH, and SCAN0-2 fit well into the fifth rung of the ladder. The SCAN-based semilocal, hybrid, and double-hybrid functionals generally outperform their PBE-based counterparts. In addition, SCAN0-2 and SCAN-QIDH are generally superior in performance for a very wide range of applications, including the SIE and NCIE problems, extending the applicability of the SCAN-based functionals to a very diverse range of systems.

ACKNOWLEDGMENTS

This work was supported by the Ministry of Science and Technology of Taiwan (Grant No. MOST104-2628-M-002-011-MY3), National Taiwan University (Grant No. NTU-CDP-104R7818), the Center for Quantum Science and Engineering at NTU (Subproject Nos.: NTU-ERP-104R891401 and NTU-ERP-104R891403), and the National Center for Theoretical Sciences of Taiwan.

-
- [1] P. Hohenberg and W. Kohn, *Phys. Rev.* **136**, B864 (1964).
 - [2] W. Kohn and L. J. Sham, *Phys. Rev.* **140**, A1133 (1965).
 - [3] R. G. Parr and W. Yang, *Density-Functional Theory of Atoms and Molecules* (Oxford University, New York, 1989).
 - [4] S. Kümmel and L. Kronik, *Rev. Mod. Phys.* **80**, 3 (2008).
 - [5] A. J. Cohen, P. Mori-Sánchez, and W. Yang, *Chem. Rev.* **112**, 289 (2011).

- [6] E. Engel and R. M. Dreizler, *Density Functional Theory: An Advanced Course* (Springer, Heidelberg, 2011).
- [7] J. P. Perdew, A. Ruzsinszky, J. Tao, V. N. Staroverov, G. E. Scuseria, G. I. Csonka, J. Chem. Phys. **123**, 062201 (2005).
- [8] P. A. M. Dirac, Proc. Cambridge Philos. Soc. **26**, 376 (1930).
- [9] J. P. Perdew and Y. Wang, Phys. Rev. B **45**, 13244 (1992).
- [10] J. F. Dobson, K. McLennan, A. Rubio, J. Wang, T. Gould, H. M. Le, and B. P. Dinte, Aust. J. Chem. **54**, 513 (2001).
- [11] A. J. Cohen, P. Mori-Sánchez, and W. Yang, Science **321**, 792 (2008).
- [12] J.-D. Chai, J. Chem. Phys. **136**, 154104 (2012).
- [13] J.-D. Chai, J. Chem. Phys. **140**, 18A521 (2014).
- [14] C.-S. Wu and J.-D. Chai, J. Chem. Theory Comput. **11**, 2003 (2015).
- [15] J. P. Perdew, K. Burke, and M. Ernzerhof, Phys. Rev. Lett. **77**, 3865 (1996).
- [16] J. Tao, J. P. Perdew, V. N. Staroverov, and G. E. Scuseria, Phys. Rev. Lett. **91**, 146401 (2003).
- [17] J. Sun, A. Ruzsinszky, and J. P. Perdew, Phys. Rev. Lett. **115**, 036402 (2015).
- [18] J. Harris and R. O. Jones, J. Phys. F **4**, 1170 (1974).
- [19] D. C. Langreth and J. P. Perdew, Solid State Commun. **17**, 1425 (1975).
- [20] O. Gunnarsson and B. I. Lundqvist, Phys. Rev. B **13**, 4274 (1976).
- [21] D. C. Langreth and J. P. Perdew, Phys. Rev. B **15**, 2884 (1977).
- [22] J. Harris, Phys. Rev. A **29**, 1648 (1984).
- [23] A. D. Becke, J. Chem. Phys. **98**, 1372 (1993).
- [24] J. P. Perdew, M. Ernzerhof, and K. Burke, J. Chem. Phys. **105**, 9982 (1996).
- [25] M. Levy and J. P. Perdew, Phys. Rev. A **32**, 2010 (1985).
- [26] M. Levy, W. Yang, and R. G. Parr, J. Chem. Phys. **83**, 2334 (1985).
- [27] A. D. Becke, J. Chem. Phys. **98**, 5648 (1993).
- [28] P. J. Stephens, F. J. Devlin, C. F. Chabalowski, and M. J. Frisch, J. Phys. Chem. **98**, 11623 (1994).
- [29] C. Adamo and V. Barone, J. Chem. Phys. **110**, 6158 (1999).
- [30] C. Møller and M. S. Plesset, Phys. Rev. **46**, 618 (1934).
- [31] A. Görling and M. Levy, Phys. Rev. B **47**, 13105 (1993).

- [32] A. Görling and M. Levy, Phys. Rev. A **50**, 196 (1994).
- [33] E. Engel, *A Primer in Density Functional Theory*, Lecture Notes in Physics Vol. 620, edited by C. Fiolhais, F. Nogueira, and M. A. L. Marques (Springer, Berlin, 2003), pp. 56-122.
- [34] M. Ernzerhof, Chem. Phys. Lett. **263**, 499 (1996).
- [35] Y. Zhao, B. J. Lynch, and D. G. Truhlar, J. Phys. Chem. A **108**, 4786 (2004).
- [36] Y. Zhao, B. J. Lynch, and D. G. Truhlar, Phys. Chem. Chem. Phys. **7**, 43 (2005).
- [37] S. Grimme, J. Chem. Phys. **124**, 034108 (2006).
- [38] I. Y. Zhang, X. Xu, and W. A. Goddard III, Proc. Natl. Acad. Sci. U.S.A. **106**, 4963 (2009).
- [39] J.-D. Chai and M. Head-Gordon, J. Chem. Phys. **131**, 174105 (2009).
- [40] S. Grimme, J. Antony, S. Ehrlich, and H. Krieg, J. Chem. Phys. **132**, 154104 (2010).
- [41] K. Sharkas, J. Toulouse, and A. Savin, J. Chem. Phys. **134**, 064113 (2011).
- [42] E. Brémond and C. Adamo, J. Chem. Phys. **135**, 024106 (2011).
- [43] J. Toulouse, K. Sharkas, E. Brémond, and C. Adamo, J. Chem. Phys. **135**, 101102 (2011).
- [44] J.-D. Chai and S.-P. Mao, Chem. Phys. Lett. **538**, 121 (2012).
- [45] N. Q. Su and X. Xu, J. Chem. Phys. **140**, 18A512 (2014).
- [46] E. Brémond, J. C. Sancho-García, A. J. Pérez-Jiménez, and C. Adamo, J. Chem. Phys. **141**, 031101 (2014).
- [47] J. Kim and Y. Jung, J. Chem. Theory Comput. **11**, 45 (2015).
- [48] M. Alipour, Theor. Chem. Acc. **134**, 87 (2015).
- [49] L. A. Curtiss, K. Raghavachari, P. C. Redfern, and J. A. Pople, J. Chem. Phys. **106**, 1063 (1997).
- [50] L. A. Curtiss, P. C. Redfern, K. Raghavachari, and J. A. Pople, J. Chem. Phys. **109**, 42 (1998).
- [51] L. A. Curtiss, K. Raghavachari, P. C. Redfern, and J. A. Pople, J. Chem. Phys. **112**, 7374 (2000).
- [52] J. A. Pople, M. Head-Gordon, D. J. Fox, K. Raghavachari, and L. A. Curtiss, J. Chem. Phys. **90**, 5622 (1989).
- [53] Y. Zhao, B. J. Lynch, and D. G. Truhlar, J. Phys. Chem. A **108**, 2715 (2004).
- [54] Y. Zhao, N. González-García, and D. G. Truhlar, J. Phys. Chem. A **109**, 2012 (2005); **110**, 4942(E) (2006).
- [55] P. Jurečka, J. Šponer, J. Černý, and P. Hobza, Phys. Chem. Chem. Phys. **8**, 1985 (2006).

- [56] T. Takatani, E. G. Hohenstein, M. Malagoli, M. S. Marshall, and C. D. Sherrill, *J. Chem. Phys.* **132**, 144104 (2010).
- [57] J. Rezac, K. E. Riley, and P. Hobza, *J. Chem. Theory Comput.* **7**, 2427 (2011).
- [58] P. C. Redfern, P. Zapol, L. A. Curtiss, and K. Raghavachari, *J. Phys. Chem. A* **104**, 5850 (2000).
- [59] M. D. Wodrich, C. Corminboeuf, and P. v. R. Schleyer, *Org. Lett.* **8**, 3631 (2006).
- [60] J.-W. Song, T. Tsuneda, T. Sato, and K. Hirao, *Org. Lett.* **12**, 1440 (2010).
- [61] S. Grimme, *Org. Lett.* **12**, 4670 (2010).
- [62] S. N. Steinmann, M. D. Wodrich, and C. Corminboeuf, *Theor. Chem. Acc.* **127**, 429 (2010).
- [63] T. Bally and G. N. Sastry, *J. Phys. Chem. A* **101**, 7923 (1997).
- [64] B. Braïda, P. C. Hiberty, and A. Savin, *J. Phys. Chem. A* **102**, 7872 (1998).
- [65] P. Mori-Sánchez, A. J. Cohen, and W. Yang, *J. Chem. Phys.* **125**, 201102 (2006).
- [66] A. Ruzsinszky, J. P. Perdew, G. I. Csonka, O. A. Vydrov, and G. E. Scuseria, *J. Chem. Phys.* **126**, 104102 (2007).
- [67] O. A. Vydrov, G. E. Scuseria, and J. P. Perdew, *J. Chem. Phys.* **126**, 154109 (2007).
- [68] J.-D. Chai and M. Head-Gordon, *J. Chem. Phys.* **128**, 084106 (2008).
- [69] Y. Shao, Z. Gan, E. Epifanovsky, A. T. B. Gilbert, M. Wormit, J. Kussmann, A. W. Lange, A. Behn, J. Deng, X. Feng, D. Ghosh, M. Goldey, P. R. Horn, L. D. Jacobson, I. Kaliman, R. Z. Khaliullin, T. Kuś, A. Landau, J. Liu, E. I. Proynov, Y. M. Rhee, R. M. Richard, M. A. Rohrdanz, R. P. Steele, E. J. Sundstrom, H. L. Woodcock III, P. M. Zimmerman, D. Zuev, B. Albrecht, E. Alguire, B. Austin, G. J. O. Beran, Y. A. Bernard, E. Berquist, K. Brandhorst, K. B. Bravaya, S. T. Brown, D. Casanova, C.-M. Chang, Y. Chen, S. H. Chien, K. D. Closser, D. L. Crittenden, M. Diedenhofen, R. A. DiStasio Jr., H. Do, A. D. Dutoi, R. G. Edgar, S. Fatehi, L. Fusti-Molnar, A. Ghysels, A. Golubeva-Zadorozhnaya, J. Gomes, M. W. D. Hanson-Heine, P. H. P. Harbach, A. W. Hauser, E. G. Hohenstein, Z. C. Holden, T.-C. Jagau, H. Ji, B. Kaduk, K. Khistyayev, J. Kim, J. Kim, R. A. King, P. Klunzinger, D. Kosenkov, T. Kowalczyk, C. M. Krauter, K. U. Lao, A. Laurent, K. V. Lawler, S. V. Levchenko, C. Y. Lin, F. Liu, E. Livshits, R. C. Lochan, A. Luenser, P. Manohar, S. F. Manzer, S.-P. Mao, N. Mardirossian, A. V. Marenich, S. A. Maurer, N. J. Mayhall, E. Neuscamman, C. M. Oana, R. Olivares-Amaya, D. P. O'Neill, J. A. Parkhill, T. M. Perrine, R. Peverati, A. Prociuk, D. R. Rehn, E. Rosta, N. J. Russ, S. M. Sharada, S. Sharma, D. W. Small, A. Sodt, T. Stein,

- D. Stück, Y.-C. Su, A. J. W. Thom, T. Tsuchimochi, V. Vanovschi, L. Vogt, O. Vydrov, T. Wang, M. A. Watson, J. Wenzel, A. White, C. F. Williams, J. Yang, S. Yeganeh, S. R. Yost, Z.-Q. You, I. Y. Zhang, X. Zhang, Y. Zhao, B. R. Brooks, G. K. L. Chan, D. M. Chipman, C. J. Cramer, W. A. Goddard III, M. S. Gordon, W. J. Hehre, A. Klamt, H. F. Schaefer III, M. W. Schmidt, C. D. Sherrill, D. G. Truhlar, A. Warshel, X. Xu, A. Aspuru-Guzik, R. Baer, A. T. Bell, N. A. Besley, J.-D. Chai, A. Dreuw, B. D. Dunietz, T. R. Furlani, S. R. Gwaltney, C.-P. Hsu, Y. Jung, J. Kong, D. S. Lambrecht, W. Z. Liang, C. Ochsenfeld, V. A. Rassolov, L. V. Slipchenko, J. E. Subotnik, T. Van Voorhis, J. M. Herbert, A. I. Krylov, P. M. W. Gill, and M. Head-Gordon, *Mol. Phys.* **113**, 184 (2015).
- [70] C. W. Murray, N. C. Handy, and G. J. Laming, *Mol. Phys.* **78**, 997 (1993).
- [71] V. I. Lebedev and D. N. Laikov, *Dokl. Math.* **59**, 477 (1999).
- [72] R. A. Kendall and H. A. Früchtl, *Theor. Chem. Acc.* **97**, 158 (1997).
- [73] S. F. Boys and F. Bernardi, *Mol. Phys.* **19**, 553 (1970).
- [74] See supplementary material at (a link to be inserted) for further numerical results.
- [75] M. Dion, H. Rydberg, E. Schröder, D. C. Langreth, and B. I. Lundqvist, *Phys. Rev. Lett.* **92**, 246401 (2004).
- [76] O. A. Vydrov and T. Van Voorhis, *J. Chem. Phys.* **133**, 244103 (2010).
- [77] W. Hujao and S. Grimme, *J. Chem. Theory Comput.* **7**, 3866 (2011).
- [78] S. Grimme, *J. Comput. Chem.* **25**, 1463 (2004).
- [79] S. Grimme, *J. Comput. Chem.* **27**, 1787 (2006).
- [80] J.-D. Chai and M. Head-Gordon, *Phys. Chem. Chem. Phys.* **10**, 6615 (2008).
- [81] L. A. Burns, Á.Vázquez-Mayagoitia, B. G. Sumpter, and C. D. Sherrill, *J. Chem. Phys.* **134**, 084107 (2011).
- [82] L. Goerigk and S. Grimme, *Phys. Chem. Chem. Phys.* **13**, 6670 (2011).
- [83] Y.-S. Lin, C.-W. Tsai, G.-D. Li, and J.-D. Chai, *J. Chem. Phys.* **136**, 154109 (2012).
- [84] Y.-S. Lin, G.-D. Li, S.-P. Mao, and J.-D. Chai, *J. Chem. Theory Comput.* **9**, 263 (2013).
- [85] K. Raghavachari, G. W. Trucks, J. A. Pople, and M. Head-Gordon, *Chem. Phys. Lett.* **157**, 479 (1989).
- [86] W. Kurlancheek and M. Head-Gordon, *Mol. Phys.* **107**, 1223 (2009).

FIGURES

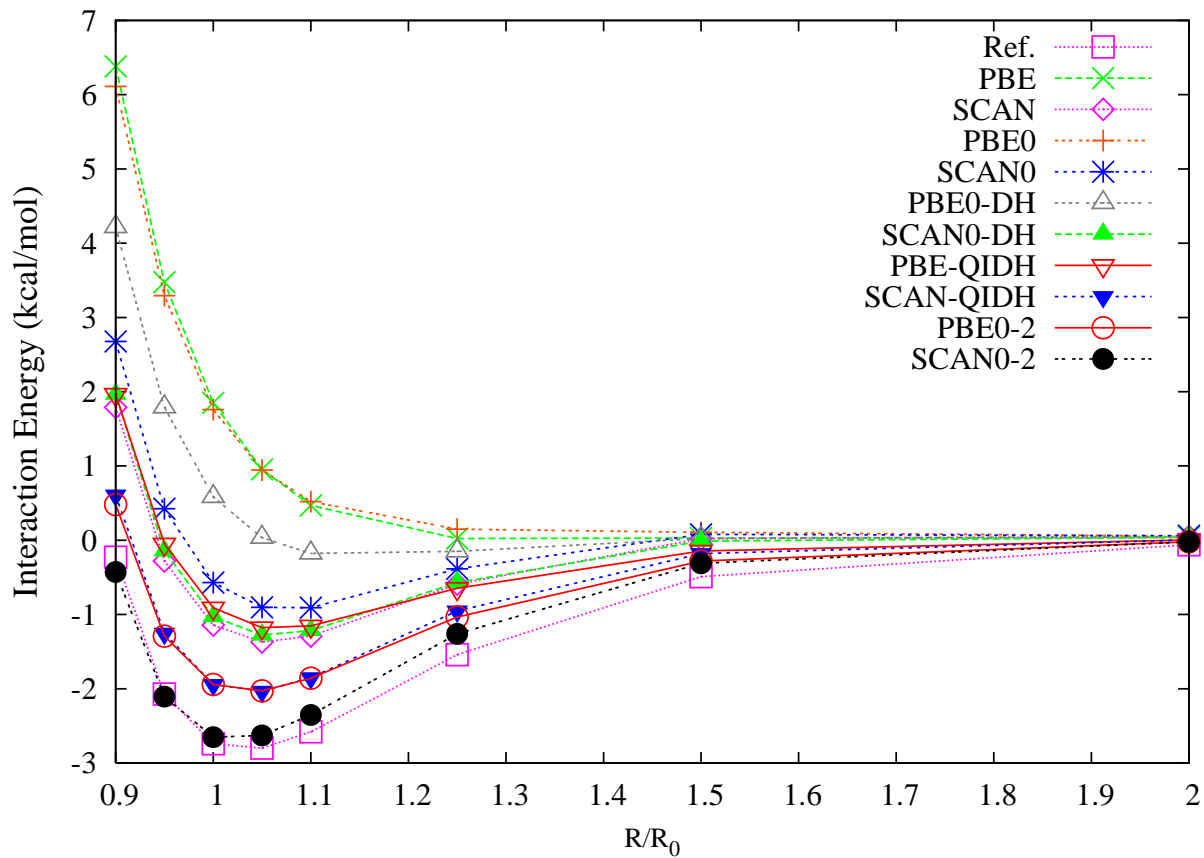


FIG. 1. Interaction energy curve for the parallel-displaced configuration of the benzene dimer as a function of the intermonomer distance R (defined in the S66 \times 8 set [57]), where R_0 is the equilibrium distance.

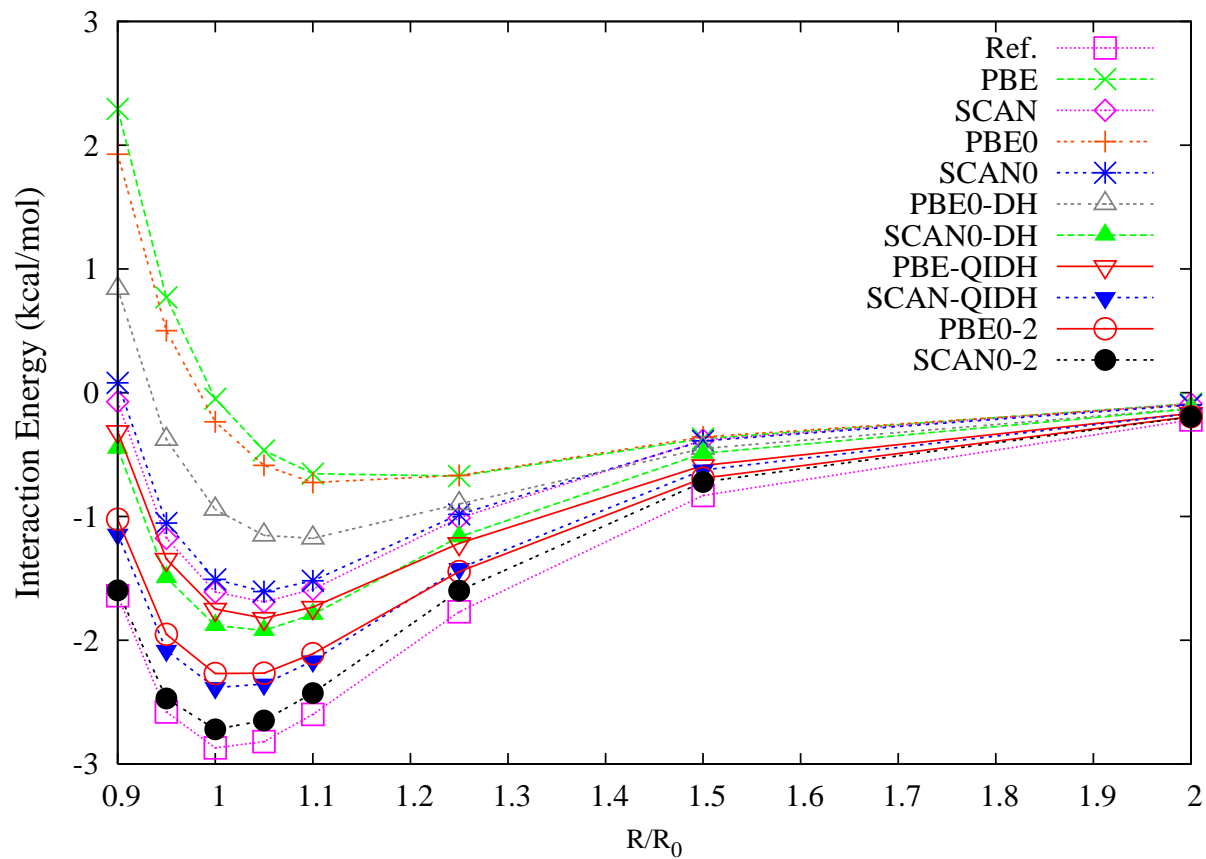


FIG. 2. Interaction energy curve for the T-shaped configuration of the benzene dimer as a function of the intermonomer distance R (defined in the S66 \times 8 set [57]), where R_0 is the equilibrium distance.

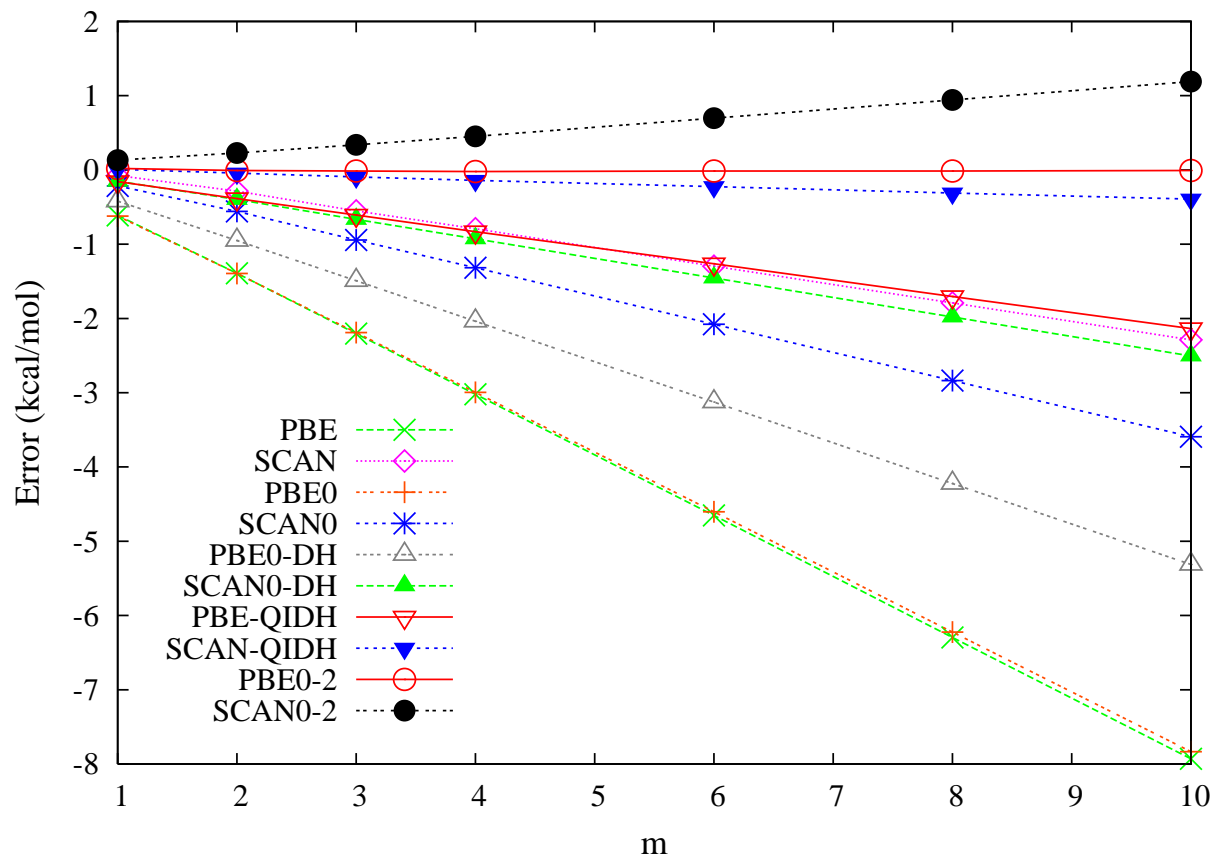


FIG. 3. Errors for isodesmic reaction energies of n -alkanes to ethane.

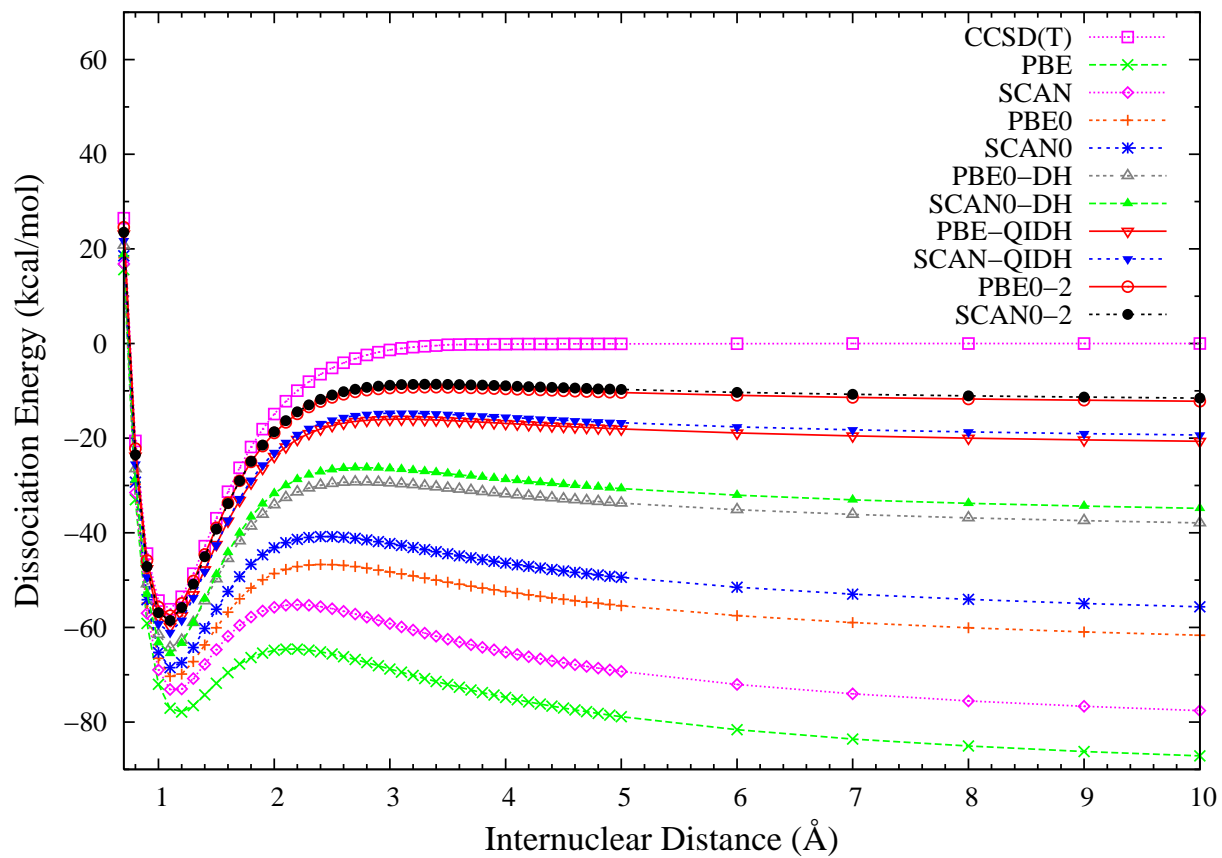


FIG. 4. Dissociation energy curve of He_2^+ . Zero level is set to $E(\text{He}) + E(\text{He}^+)$ for each method.

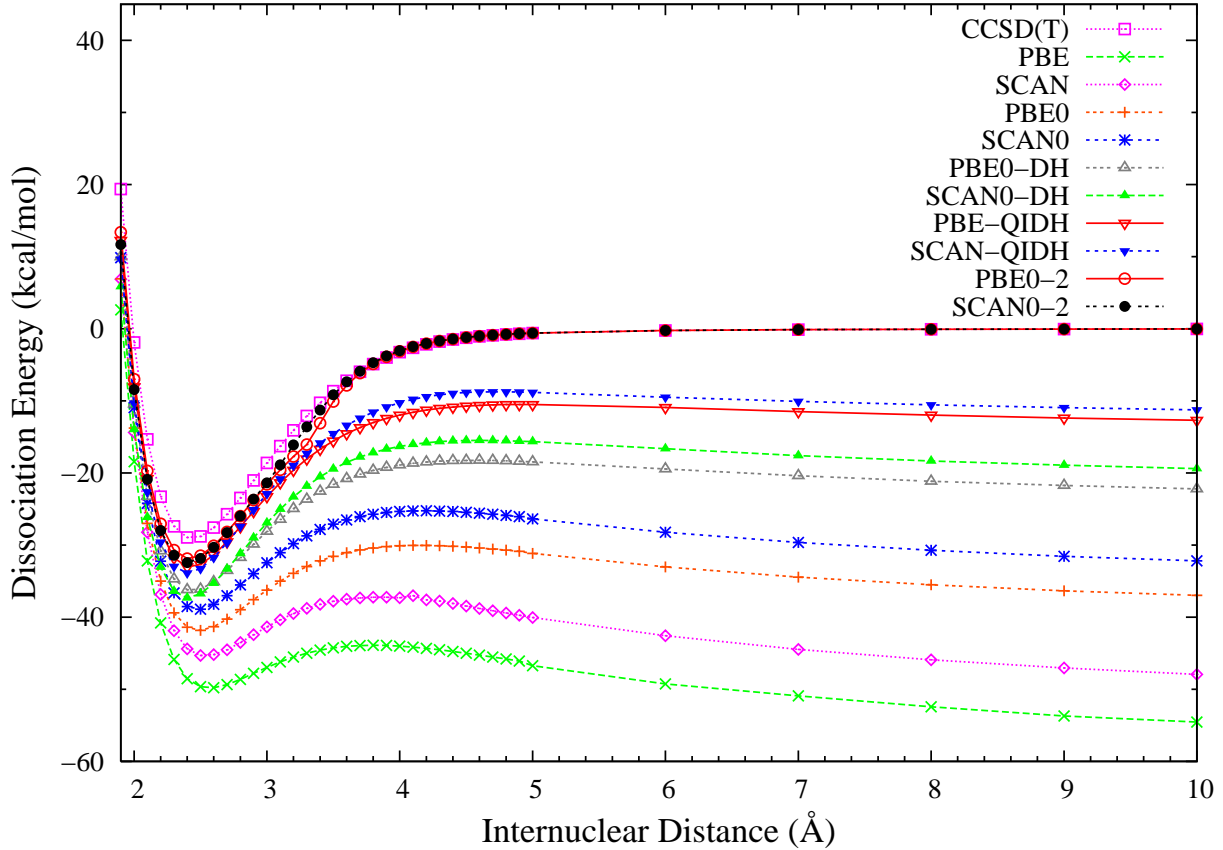


FIG. 5. Dissociation energy curve of Ar_2^+ . Zero level is set to $E(\text{Ar}) + E(\text{Ar}^+)$ for each method.

TABLES

TABLE I. Statistical errors (in kcal/mol) for the PBE-based and SCAN-based semilocal, hybrid, and double-hybrid density functionals. The performances are examined on the 223 atomization energies (AEs) of the G3/99 set [49–51], the 40 ionization potentials (IPs), 25 electron affinities (EAs), and 8 proton affinities (PAs) of the G2-1 set [52], the 76 barrier heights of the NHTBH38/04 and HTBH38/04 sets [53, 54], the 22 noncovalent interactions of the S22 set [55, 56], and the 66 noncovalent interactions of the S66 set [57].

System	Error	DFA		DFA0		DFA0-DH		DFA-QIDH		DFA0-2	
		PBE	SCAN	PBE0	SCAN0	PBE0-DH	SCAN0-DH	PBE-QIDH	SCAN-QIDH	PBE0-2	SCAN0-2
G3/99	MSE	20.90	11.05	3.91	-2.95	0.24	-4.52	1.54	-1.42	3.08	1.21

(223)	MAE	21.51	11.56	6.30	5.58	5.11	6.55	5.37	5.25	5.82	4.85
	rms	26.30	13.96	8.65	7.75	7.05	9.23	7.23	7.02	7.95	6.44
IP	MSE	0.04	0.05	0.19	0.15	0.22	0.07	-0.27	-0.02	-0.32	-0.33
(40)	MAE	3.44	4.22	3.48	4.38	3.17	3.68	2.43	3.24	2.38	2.68
	rms	4.35	5.13	4.21	5.59	3.96	4.88	2.93	4.56	3.17	3.39
EA	MSE	1.72	0.08	-1.07	-1.76	-2.03	-2.19	-2.23	-2.10	-1.95	-1.95
(25)	MAE	2.42	3.75	3.10	4.74	3.54	4.43	3.26	3.69	2.91	3.17
	rms	3.06	4.44	3.53	5.68	4.17	5.37	3.89	4.37	3.65	3.86
PA	MSE	-0.83	-0.03	0.18	0.02	0.47	-0.25	0.33	-0.52	0.07	-0.67
(8)	MAE	1.60	1.17	1.14	1.28	1.09	1.32	1.04	1.20	0.96	1.07
	rms	1.91	1.61	1.61	1.84	1.67	1.73	1.45	1.49	1.21	1.33
NHTBH	MSE	-8.52	-7.19	-3.13	-2.93	-0.32	-0.56	1.39	1.08	2.34	2.09
(38)	MAE	8.62	7.43	3.63	3.63	1.57	2.08	1.62	1.60	2.44	2.11
	rms	10.61	8.48	4.63	4.28	2.19	2.63	2.58	2.59	3.71	3.54
HTBH	MSE	-9.67	-7.44	-4.60	-3.74	-1.52	-1.70	-0.28	-0.41	0.50	0.33
(38)	MAE	9.67	7.44	4.60	3.82	2.01	1.87	0.99	0.95	1.39	1.16
	rms	10.37	7.98	4.88	4.20	2.31	2.26	1.30	1.26	1.74	1.47
S22	MSE	2.72	0.69	2.45	0.85	1.75	0.60	1.03	0.28	0.61	0.09
(22)	MAE	2.72	0.92	2.46	1.11	1.78	0.84	1.05	0.43	0.61	0.19
	rms	3.73	1.22	3.45	1.54	2.49	1.19	1.42	0.59	0.78	0.25
S66	MSE	2.22	0.61	2.09	0.77	1.56	0.58	1.00	0.33	0.66	0.19
(66)	MAE	2.23	0.85	2.10	1.01	1.58	0.81	1.01	0.49	0.67	0.27
	rms	2.75	1.04	2.61	1.25	1.98	1.01	1.27	0.63	0.83	0.40