

ASYMPTOTIC CONFIDENCE BANDS FOR COPULAS BASED ON THE LOCAL LINEAR KERNEL ESTIMATOR

DIAM BA, CHEIKH TIDIANE SECK, AND GANE SAMB LO

ABSTRACT. In this paper we establish asymptotic simultaneous confidence bands for copulas based on the local linear kernel estimator proposed by Chen and Huang [1]. For this, we prove under smoothness conditions on the copula function, a uniform in bandwidth law of the iterated logarithm for the maximal deviation of this estimator from its expectation. We also show that the bias term converges uniformly to zero with a precise rate. The performance of these bands is illustrated in a simulation study. An application based on pseudo-panel data is also provided for modeling dependence.

1. INTRODUCTION

Let us consider a random vector (X, Y) with joint cumulative distribution function H and marginal distribution functions F and G . The Sklar's theorem (see [2]) says that there exists a bivariate distribution function C on $[0, 1]^2$ with uniform margins such that

$$H(x, y) = C(F(x), G(y)).$$

The function C is called a copula associated with the random vector (X, Y) . If the marginal distribution functions F and G of H are continuous, then the copula C is unique and is defined as

$$C(u, v) = H(F^{\leftarrow}(u), G^{\leftarrow}(v)),$$

where $F^{\leftarrow}(u) = \inf\{x : F(x) \geq u\}$ and $G^{\leftarrow}(v) = \inf\{y : G(y) \geq v\}$, $u, v \in [0, 1]$, are the generalized inverses of F and G respectively.

From these facts, estimating bivariate distribution function can be achieved in two steps : (i) estimating the margins F and G ; (ii) estimating the copula C .

In this paper, we are dealing with nonparametric copula estimation. We consider a copula function C with uniform margins U and V defined on $[0, 1]$. Then, we can write

$$C(u, v) = \mathbb{P}(U \leq u, V \leq v), \quad u, v \in [0, 1].$$

The aim of this paper is to construct asymptotic optimal confidence bands, for the copula C , from the local linear kernel estimator proposed by Chen and Huang [1]. Our approach, based on modern functional theory of empirical processes, allows the use of data-driven bandwidths for this estimator, and is largely inspired by the

Date: March 13, 2021.

2000 Mathematics Subject Classification. Primary 62G05, 62G07; Secondary 60F12, 62G20.

Key words and phrases. Copula function, Kernel estimation, Local linear, Uniform in bandwidth consistency, Confidence bands.

works of Mason [3] and Deheuvels and Mason [14].

There are two main methods for estimating copula functions : parametric and nonparametric methods. The Maximum likelihood estimation method (MLE) and the moment method are popular parametric approaches. It happens that one may use a nonparametric approach like the MLE-method and, at the same time, estimates margins by using parametric methods. Such an approach is called a semi-parametric estimation method (see [4]). A popular nonparametric method is the kernel smoothing. Scaillet and Fermanian [5] presented the kernel smoothing method to estimate bivariate copulas for time series. Genest and Rivest [6] gave a nonparametric empirical distribution method to estimate bivariate Archimedean copulas.

A pure nonparametric estimation of copulas treats both the copula and the margins in a parameter-free way and thus offers the greatest generality. Nonparametric estimation of copulas goes back to Deheuvels [7] who proposed an estimator based on a multivariate empirical distribution function and on its empirical marginals. Weak convergence studies of this estimator can be found in Fermanian et al. [8]. Gijbels and Mielniczuk [9] proposed a kernel estimator for a bivariate copula density. Another approach of kernel estimation is to directly estimate a copula function as explored in [5]. Chen and Huang [1] proposed a new bivariate kernel copula estimator by using local linear kernels and a simple mathematical correction that removes the boundary bias. They also derived the bias and the variance of their estimator, which reveal that the kernel smoothing produces a second order reduction in both the variance and mean square error as compared with the unsmoothed empirical estimator of Deheuvels [7].

Omelka, Gijbels and Veraverbeke [10] proposed improved *shrunked* versions of the estimators of Gijbels and Mielniczuk [9] and Chen and Huang [1]. They have done this shrinkage by including a weight function that removes the corner bias problem. They also established weak convergence for all newly-proposed estimators.

In parallel, powerful technologies have been developed for density and distribution function kernel estimation. We refer to Mason [3], Dony [11], Dony and Einmahl [12], Einmahl and Mason [13], Deheuvels and Mason [14]. In this paper we'll apply these recent methods to kernel-type estimators of copulas. The existence of kernel-type function estimators should lead to nonparametric estimation by confidence bands, as shown in [14], where general asymptotic simultaneous confidence bands are established for the density and the regression function curves. Furthermore, to our knowledge, there are not yet such type of results in nonparametric estimation of copulas. This motivated us to extend such technologies to kernel estimation of copulas by providing asymptotic simultaneous optimal confidence bands.

Let $(X_1, Y_1), \dots, (X_n, Y_n)$ be an independent and identically distributed sample of the bivariate random vector (X, Y) , with continuous marginal cumulative distribution function F and G . To construct their estimator, Chen and Huang proceed in two steps. In the first step, they estimate margins by

$$\hat{F}_n(x) = \frac{1}{n} \sum_{i=1}^n K\left(\frac{x - X_i}{b_{n1}}\right), \quad \hat{G}_n(y) = \frac{1}{n} \sum_{i=1}^n K\left(\frac{y - Y_i}{b_{n2}}\right),$$

where b_{n1} and b_{n2} are some bandwidths and K is the integral of a symmetric bounded kernel function k supported on $[-1, 1]$. In the second step, the pseudo-observations $\hat{U}_i = \hat{F}_n(X_i)$ and $\hat{V}_i = \hat{G}_n(Y_i)$ are used to estimate the joint distribution function of the unobserved $F(X_i)$ and $G(Y_i)$, which gives the estimate of the unknown copula C . To prevent boundary bias, Chen and Huang suggested using a local linear version of the kernel k given by

$$k_{u,h}(t) = \frac{k(t)\{a_2(u,h) - a_1(u,h)t\}}{a_0(u,h)a_2(u,h) - a_1^2(u,h)} \mathbb{I} \left\{ \frac{u-1}{h} < t < \frac{u}{h} \right\},$$

where $a_j(u,h) = \int_{(u-1)/h}^{u/h} t^j k(t) dt$ for $j = 0, 1, 2$; $u \in [0, 1]$ and $0 < h < 1$ is a bandwidth. Finally, the local linear kernel estimator of the copula C is defined as

$$(1.1) \quad \hat{C}_{n,h}^{(LL)}(u,v) = \frac{1}{n} \sum_{i=1}^n K_{u,h} \left(\frac{u - \hat{U}_i}{h} \right) K_{v,h} \left(\frac{v - \hat{V}_i}{h} \right),$$

where $K_{u,h}(x) = \int_{-\infty}^x k_{u,h}(t) dt$. The subscript h in $\hat{C}_{n,h}^{(LL)}(u,v)$ is a variable bandwidth which may depend either on the sample data or the location (u,v) .

Our best achievement is the construction of asymptotic confidence bands from a uniform in bandwidth law of the iterated logarithm (LIL) for the maximal deviation of the local linear estimator (1.1), and the uniform convergence of the bias to zero with the same speed of convergence.

The paper is organized as follows. In Section 2, we expose our main results in Theorems 2.1, 2.2 and 2.3. Simulation studies and applications to real data sets are also made in this section to illustrate these results. In Section 3, we report the proofs of our assertions. The paper is ended by appendices in which we postpone some technical results and numerical computations.

2. MAIN RESULTS AND APPLICATIONS

2.1. Results. Here, we state our theoretical results. Theorem 2.1 gives a uniform in bandwidth LIL for the maximal deviation of the estimator (1.1). Theorem 2.2 handles the bias, while Theorem 2.3 provides asymptotic optimal simultaneous confidence bands for the copula function $C(u,v)$.

Theorem 2.1. *Suppose that the copula function $C(u,v)$ has bounded first order partial derivatives on $[0, 1]^2$. Then for any sequence of positive constants $(b_n)_{n \geq 1}$ satisfying $0 < b_n < 1$, $b_n \rightarrow 0$, $b_n \geq (\log n)^{-1}$, and for some $c > 0$, we have almost surely*

$$(2.1) \quad \limsup_{n \rightarrow \infty} \left\{ R_n \sup_{\frac{c \log n}{n} \leq h \leq b_n} \sup_{(u,v) \in [0,1]^2} \left| \hat{C}_{n,h}^{(LL)}(u,v) - \mathbb{E} \hat{C}_{n,h}^{(LL)}(u,v) \right| \right\} = A(c),$$

where $A(c)$ is a positive constant such that $0 < A(c) \leq 3$ and $R_n = \left(\frac{n}{2 \log \log n} \right)^{1/2}$.

Remark 1. *Theorem 2.1 represents a uniform in bandwidth law of the iterated logarithm for the maximal deviation of the estimator (1.1). As in [14] we may use it, in its probability version, to construct simultaneous asymptotic confidence bands from the estimator (1.1). In this purpose, we must ensure before hand that the bias term $B_{n,h}(u,v) = \mathbb{E} \hat{C}_{n,h}^{(LL)}(u,v) - C(u,v)$ converges uniformly to 0, with the*

same rate R_n , as $n \rightarrow \infty$. But this requires that the copula function $C(u, v)$ admits bounded second-order partial derivatives on the unit square $[0, 1]^2$.

Theorem 2.2. *Suppose that the copula function $C(u, v)$ admits bounded second-order partial derivatives on $[0, 1]^2$. Then for any sequence of positive constants $(b_n)_{n \geq 1}$ satisfying $0 < b_n < 1$, $\sqrt{nb_n^2}/\sqrt{\log \log n} = o(1)$, and for some $c > 0$, we have almost surely,*

$$(2.2) \quad R_n \sup_{\frac{c \log n}{n} \leq h \leq b_n} \sup_{(u,v) \in [0,1]^2} |\mathbb{E} \hat{C}_{n,h}^{(LL)}(u, v) - C(u, v)| \rightarrow 0, \quad n \rightarrow \infty.$$

Useful comment. Because a number of copula families do not possess bounded second-order partial derivatives, the application of these results is limited by a corner bias problem. To overcome this difficulty and apply these results to a wide family of copulas, we adopt the shrinkage method of Omelka *et al.* [10], by taking a local data-driven bandwidth $\hat{h}_n(u, v)$ satisfying the following condition :

$$(H_1) \quad \forall \epsilon > 0, \quad \mathbb{P} \left(\sup_{(u,v) \in [0,1]^2} \left| \frac{\hat{h}_n(u, v)}{h_n} - b(u, v) \right| > \epsilon \right) \rightarrow 0, \quad n \rightarrow \infty,$$

where h_n is a sequence of positive constants converging to 0, and $b(u, v)$ is a real-valued function defined by

$$(2.3) \quad b(u, v) = \max \{ \min\{u^\alpha, (1-u)^\alpha\}, \min\{v^\alpha, (1-v)^\alpha\} \}, \quad \alpha > 0.$$

For such a bandwidth $\hat{h}_n(u, v)$, the local linear kernel estimator can be rewritten as

$$(2.4) \quad \hat{C}_{n, \hat{h}_n(u, v)}^{(LL)}(u, v) = \frac{1}{n} \sum_{i=1}^n K_{u, \hat{h}_n(u, 1)} \left(\frac{u - \hat{U}_i}{\hat{h}_n(u, 1)} \right) K_{v, \hat{h}_n(1, v)} \left(\frac{v - \hat{V}_i}{\hat{h}_n(1, v)} \right).$$

By condition (H_1) , (2.4) is equivalent for n large enough to

$$(2.5) \quad \hat{C}_{n, h_n}^{(LL)}(u, v) = \frac{1}{n} \sum_{i=1}^n K_{u, h_n} \left(\frac{u - \hat{U}_i}{h_n b(u, 1)} \right) K_{v, h_n} \left(\frac{v - \hat{V}_i}{h_n b(1, v)} \right).$$

This latter estimator (2.5) is exactly the improved "shrunk" version proposed by Omelka *et al.* [10]. It enables us to keep the bias bounded on the borders of the unit square and then to remove the problem of possible unboundedness of the second order partial derivatives of the copula function C . To set up asymptotic optimal simultaneous confidence bands for the copula C , we need the following additional condition :

$$(H_2) \quad \mathbb{P} \left(\frac{c \log n}{n} \leq \hat{h}_n(u, v) \leq b_n, \quad \forall 0 \leq u, v \leq 1, \right) \rightarrow 1, \quad n \rightarrow \infty.$$

If conditions (H_1) and (H_2) hold, then we can infer from Theorem 2.1 that

$$R_n \sup_{0 \leq u, v \leq 1} \left| \hat{C}_{n, \hat{h}_n(u, v)}^{(LL)}(u, v) - \mathbb{E} \hat{C}_{n, \hat{h}_n(u, v)}^{(LL)}(u, v) \right| \xrightarrow{\mathbb{P}} A(c), \quad n \rightarrow \infty.$$

This is still equivalent to

$$(2.6) \quad \sup_{0 \leq u, v \leq 1} \frac{R_n}{A(c)} \left| \hat{C}_{n, \hat{h}_n(u, v)}^{(LL)}(u, v) - \mathbb{E} \hat{C}_{n, \hat{h}_n(u, v)}^{(LL)}(u, v) \right| \xrightarrow{\mathbb{P}} 1, \quad n \rightarrow \infty.$$

To make use of (2.6) for forming confidence bands, we must ensure that the bandwidth $\hat{h}_n(u, v)$ is chosen in such a way that the bias of the estimator (2.4) may be neglected, in the sense that

$$(2.7) \quad \sup_{0 \leq u, v \leq 1} \frac{R_n}{A(c)} \left| \mathbb{E} \hat{C}_{n, \hat{h}_n(u, v)}^{(LL)}(u, v) - C(u, v) \right| \xrightarrow{\mathbb{P}} 0, \quad n \rightarrow \infty.$$

This would be the case if condition (H2) holds and $\sqrt{nb_n^2}/\sqrt{\log \log n} = o(1)$.

Theorem 2.3. *Suppose that the assumptions of Theorem 2.1 and Theorem 2.2 hold. Then for any local data-driven bandwidth $\hat{h}_n(u, v)$ satisfying (H₁) and (H₂), and any $\epsilon > 0$, one has, as $n \rightarrow \infty$,*

$$(2.8) \quad \mathbb{P} \left(C(u, v) \in \left[\hat{C}_{n, \hat{h}_n(u, v)}^{(LL)}(u, v) - E_n(\epsilon), \hat{C}_{n, \hat{h}_n(u, v)}^{(LL)}(u, v) + E_n(\epsilon) \right], \forall 0 \leq u, v \leq 1 \right) \rightarrow 1$$

and,

$$(2.9) \quad \mathbb{P} \left(C(u, v) \in \left[\hat{C}_{n, \hat{h}_n(u, v)}^{(LL)}(u, v) - \Delta_n(\epsilon), \hat{C}_{n, \hat{h}_n(u, v)}^{(LL)}(u, v) + \Delta_n(\epsilon) \right], \forall 0 \leq u, v \leq 1 \right) \rightarrow 0,$$

where $E_n(\epsilon) = (1 + \epsilon) \frac{A(c)}{R_n}$, $\Delta_n(\epsilon) = (1 - \epsilon) \frac{A(c)}{R_n}$, and $R_n = \left(\frac{n}{2 \log \log n} \right)^{1/2}$.

Remark 2. *Whenever (2.8) and (2.9) hold jointly for each $\epsilon > 0$, we will say that the intervals*

$$(2.10) \quad [\alpha_n(u, v), \beta_n(u, v)] = \left[\hat{C}_{n, \hat{h}_n(u, v)}^{(LL)}(u, v) - \frac{A(c)}{R_n}, \hat{C}_{n, \hat{h}_n(u, v)}^{(LL)}(u, v) + \frac{A(c)}{R_n} \right],$$

provide asymptotic simultaneous optimal confidence bands (at an asymptotic confidence level of 100%) for the copula function $C(u, v)$, $0 \leq u, v \leq 1$. So, with a probability near to 100%, we can write for all $(u, v) \in [0, 1]^2$,

$$(2.11) \quad C(u, v) \in [\alpha_n(u, v), \beta_n(u, v)].$$

2.2. Simulation results and data-driven applications.

2.2.1. *Simulation results.* We make some simulation studies to evaluate the performance of our asymptotic confidence bands. To this end, we compute the confidence bands given in (2.10) for some classical parametric copulas, and check for whether the true copula is lying in these bands. For simplicity, we consider for example two families of copulas : Frank and Clayton, defined respectively as follows :

$$(2.12) \quad C_{\theta, F}(u, v) = -\frac{1}{\theta} \log \left\{ 1 + \frac{(e^{-\theta u} - 1)(e^{-\theta v} - 1)}{e^{-\theta} - 1} \right\}, \quad \theta \in \mathbb{R} = (-\infty, \infty),$$

and

$$(2.13) \quad C_{\theta, C}(u, v) = (u^{-\theta} + v^{-\theta} - 1)^{-1/\theta}, \quad \theta \in (0, \infty).$$

We fix values for the parameter θ , and generate n pairs of data : $(u_i, v_i), i = 1, \dots, n$, respectively from the two copulas by using the conditional sampling method. The steps for drawing from a bi-variate copula C are :

- step 1 : Generate two values u and v from $\mathcal{U}(0, 1)$,
- step 2 : Set $u_i = u$,
- step 3 : Compute $v_i = C_2^{-1}(v/u_i)$, where $C_2(v_i/u_i) = \frac{\partial}{\partial u_i} C(u_i, v_i)$.

Then u_i and v_i are random observations drawn from the copula C .

To compute the estimator $\hat{C}_{n, \hat{h}_n(u,v)}^{(LL)}(u, v)$, we take $h_n = 1/\log n$ and $b(u, v)$ given by formula (2.3), with $\alpha = 0.5$, so that conditions (H_1) and (H_2) are fulfilled. That is the case for $b_n = \{(\log \log n)/n\}^{1/4}$. The function $K_{w,h}$ is obtained by integrating the the local linear kernel function k_{w,h_n} defined in the introduction, where k is the Epanechnikov kernel density defined as $k(x) = 0.75(1 - x^2)\mathbb{I}_{\{|x| \leq 1\}}$. Finally for any $(u, v) \in [0, 1]^2$, we compute the confidence interval (2.10) by taking $A(c) = 3$.

In Figure 1, we represent the confidence bands and the Frank copula, while Figure 2 represents the confidence bands and the Clayton copula. One can see that the true curves of the two parametric copulas are well contained in the bands.

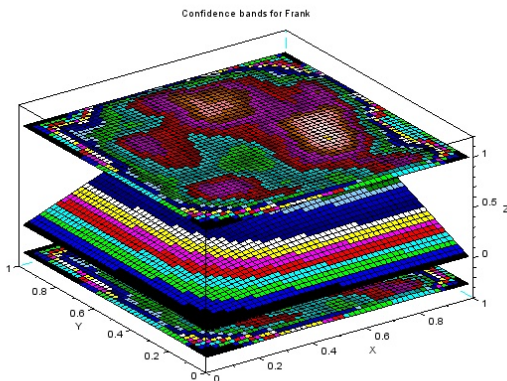


FIGURE 1. Confidence bands for the Frank copula in 3D, with $\theta = 5$

As we cannot visualize all the information in the above figures, we provide in Appendix some numerical computations to best appreciate the performance of our bands. To this end, we generate 10 couples (u, v) of random numbers uniformly distributed in $(0, 1)$ and compute, for each of them and for each of the considered copulas, the lower bound $\alpha_n(u, v)$, the upper bound $\beta_n(u, v)$ and the true value of the copula $C(u, v)$ for different values of θ . These computations are given in Appendix B (see, Tables 3 and 4). We can see there, that all the values of $C(u, v)$ are in their respective confidence intervals.

2.2.2. Data-driven applications. In this subsection, we apply our theoretical results to select graphically, among various copula families, the one that best fits sample data. Towards this end, we shall represent in a same 2-dimensional graphic the confidence bands established in Theorem 2.3 and the curves corresponding to the different copulas considered. To illustrate this, we use data expenses of senegalese households, available in databases managed by the National Agency of Statistics and Demography (ANSD) of the Republic of Senegal (www.ansd.sn). The data were obtained from two sample surveys : ESAM2 (Senegalese Survey of Households, 2nd edition, 2001-2002) and ESPS (Monitoring Survey of Poverty

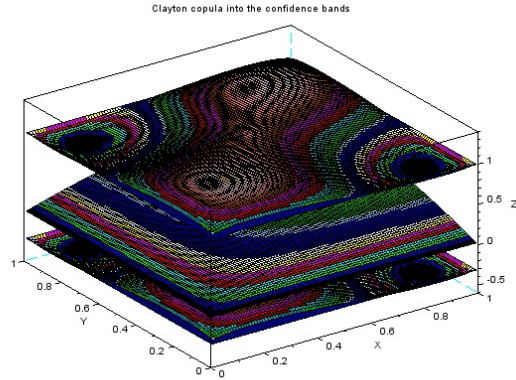


FIGURE 2. Confidence bands for the Clayton copula in 3D, with $\theta = 2$

in Senegal, 2005-2006). For simplicity, we shall deal with the pseudo-panel data utilized by [21], which consist of two series of observations of size $n = 116$. Instead of smoothing these observations denoted by $(X_i; Y_i), i = 1, \dots, n$, we deal with pseudo-observations

$$\left(\hat{U}_i, \hat{V}_i \right) = \left(\frac{n}{n+1} F_n(X_i), \frac{n}{n+1} G_n(Y_i) \right),$$

to define the kernel estimator for the true copula. Here, F_n and G_n are empirical cumulative distribution functions associated respectively with the samples X_1, \dots, X_n and Y_1, \dots, Y_n .

This application is limited to Archimedean copulas. We will consider for example three parametric families of copulas : Frank, Gumbel and Clayton. Our aim is to find graphically, using our confidence bands, the family that best fits these pseudo-panel data. The unknown parameter θ , for each family, is estimated by inversion of Kendall's tau. For this, we first calculate the empirical Kendall's tau (we find $\hat{\tau} = 0.408$), and then we deduce from it the values of the parameter θ for each family. D_1 is the Debye function of order 1 defined as : $D_1(x) = \frac{1}{x} \int_0^x \frac{t}{e^t - 1} dt$.

Copula	$\tau(\theta)$	θ
Clayton	$\theta/(\theta + 2)$	1.38
Gumbel	$(\theta - 1)/\theta$	1.69
Frank	$1 - \frac{4}{\theta} \{1 - D_1(\theta)\}$	-0.57

TABLE 1. Expression of Kendall's tau and estimated values for θ

Figure 3 shows that the Clayton family seems to be more adequate to fit our pseudo-panel data. That is, dependence fitting of these Senegalese households expense data is more satisfactory with the Clayton family than for the other two copulas.

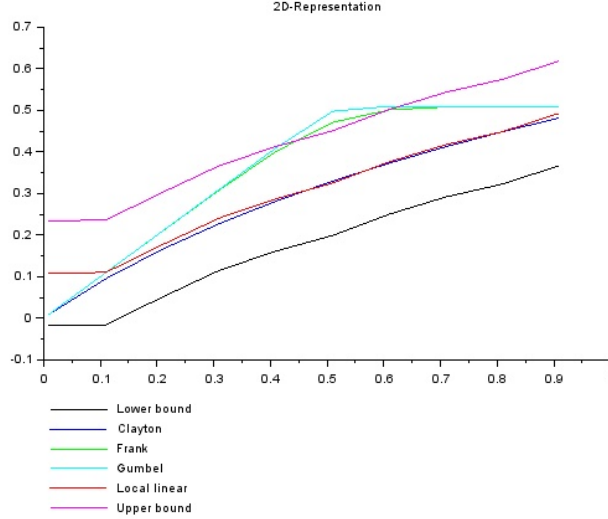


FIGURE 3. Simultaneous representation of the three copulas into the confidence bands.

We now apply the maximum likelihood method for fitting copulas to comfort our above graphical results. For this, it suffices to compute (see Table 2), for each of the three copulas, the log-likelihood function defined as

$$L_C(\theta, \mathbf{u}, \mathbf{v}) = \sum_{i=1}^n \log C_{12}(u_i, v_i),$$

where $C_{12}(u, v) = \frac{\partial}{\partial u} \frac{\partial}{\partial v} C(u, v)$, $\mathbf{u} = (u_1, \dots, u_n)$ and $\mathbf{v} = (v_1, \dots, v_n)$.

From Table 2 below, we can conclude that the Clayton copula fits best our data. So we recommend it to model dependence of the senegalese households expense data in the years 2001 and 2006.

Copula	Estimation of θ	log-likelihood
Clayton	1.38	547.61
Gumbel	1.69	28.57
Frank	-0.57	299.78

TABLE 2. Log-likelihood values

2.3. Concluding remarks. This paper presented a nonparametric method to estimate the copula function by providing asymptotic confidence bands based on the local linear kernel estimator. The results are applied to select graphically the best copula function that fits the dependence structure between pseudo-panel data.

In perspective, similar results can be obtained with other kernel-type estimators of copula function like the mirror-reflection and transformation estimators.

3. PROOFS

In this section, we first expose technical details allowing us to use the methodology of Mason ([3]) described in Proposition 1 and Corollary 1 that are necessary to prove our results. In the second step we give successively the proofs of the theorems stated in Section 2.

We begin by decomposing the difference $\hat{C}_{n,h}^{(LL)}(u, v) - C(u, v)$, $(u, v) \in [0, 1]^2$ as follows :

$$\hat{C}_{n,h}^{(LL)}(u, v) - C(u, v) = \underbrace{\left[\hat{C}_{n,h}^{(LL)}(u, v) - \mathbb{E}\hat{C}_{n,h}^{(LL)}(u, v) \right]}_{Deviation} + \underbrace{\left[\mathbb{E}\hat{C}_{n,h}^{(LL)}(u, v) - C(u, v) \right]}_{Bias}.$$

The probabilistic term

$$\hat{D}_{n,h}(u, v) := \hat{C}_{n,h}^{(LL)}(u, v) - \mathbb{E}\hat{C}_{n,h}^{(LL)}(u, v)$$

is called the deviation of the estimator from its expectation. We'll study its behavior by making use of the methodology described in [3]. The other term that we denote

$$B_{n,h}(u, v) := \mathbb{E}\hat{C}_{n,h}^{(LL)}(u, v) - C(u, v)$$

is the so-called bias of the estimator. It is deterministic and its behavior will depend upon the smoothness conditions on the copula C and the bandwidth h .

Recall the estimator proposed by Deheuvels in [7], which is defined as

$$\hat{C}_n(u, v) = \frac{1}{n} \sum_{i=1}^n \mathbb{I}\{\hat{U}_i \leq u, \hat{V}_i \leq v\}, \quad \hat{U}_i = F_n(X_i), \quad \hat{V}_i = G_n(Y_i),$$

where F_n and G_n are the empirical cumulative distribution functions of the marginals F and G . This estimator is asymptotically equivalent (up to a term $O(n^{-1})$) with the estimator based directly on Sklar's Theorem given by

$$C_n(u, v) = H_n(F_n^{-1}(u), G_n^{-1}(v)),$$

with H_n the empirical joint distribution function of (X, Y) . Then the empirical copula process is defined as

$$\mathbb{C}_n(u, v) = \sqrt{n}[C_n(u, v) - C(u, v)].$$

To study the behavior of the deviation $\hat{D}_{n,h}(u, v)$, we introduce the following notation. Let

$$\tilde{C}_n(u, v) = \frac{1}{n} \sum_{i=1}^n \mathbb{I}\{U_i \leq u, V_i \leq v\}$$

be the uniform bivariate empirical distribution function based on a sample $(U_1, V_1), \dots, (U_n, V_n)$ of i.i.d random variables uniformly distributed on $[0, 1]^2$. Define the following empirical process

$$\tilde{\mathbb{C}}_n(u, v) = \sqrt{n}[\tilde{C}_n(u, v) - C(u, v)], \quad (u, v) \in [0, 1]^2.$$

Then one can observe that

$$(3.1) \quad \tilde{\mathbb{C}}_n(u, v) = \mathbb{C}_n(u, v) + \frac{1}{\sqrt{n}}.$$

For all $(u, v) \in [0, 1]^2$, define

$$\begin{aligned}
g_{n,h} &= \hat{C}_{n,h}^{(LL)}(u, v) - \tilde{C}_n(u, v) \\
&= \frac{1}{n} \sum_{i=1}^n \left[K_{u,h} \left(\frac{u - \hat{U}_i}{h} \right) K_{v,h} \left(\frac{v - \hat{V}_i}{h} \right) - \mathbb{I}\{U_i \leq u, V_i \leq v\} \right] \\
&= \frac{1}{n} \sum_{i=1}^n \left[K_{u,h} \left(\frac{u - \hat{F}_n \circ F^{-1}(U_i)}{h} \right) K_{v,h} \left(\frac{v - \hat{G}_n \circ G^{-1}(V_i)}{h} \right) - \mathbb{I}\{U_i \leq u, V_i \leq v\} \right] \\
&=: \frac{1}{n} \sum_{i=1}^n g(U_i, V_i, h),
\end{aligned}$$

where g belongs to a class of measurable functions \mathcal{G} defined as

$$\mathcal{G} = \left\{ \begin{array}{l} (s, t) \mapsto g(s, t, h) = K_{u,h} \left(\frac{u - \zeta_1(s)}{h} \right) K_{v,h} \left(\frac{v - \zeta_2(t)}{h} \right) - \mathbb{I}\{s \leq u, t \leq v\}, \\ u, v \in [0, 1]^2, 0 < h < 1 \text{ and } \zeta_1, \zeta_2 : [0, 1] \mapsto [0, 1] \text{ nondecreasing.} \end{array} \right\}$$

Since $\tilde{C}_n(u, v)$ is an unbiased estimator for $C(u, v)$, one can observe that

$$\sqrt{n} |g_{n,h} - \mathbb{E}g_{n,h}| = |\sqrt{n} \hat{D}_{n,h}(u, v) - \tilde{C}_n(u, v)|.$$

To make use of Mason's Theorem in [3], the class of functions \mathcal{G} must verify the following four conditions :

- (G.i) $\sup_{0 < h \leq 1} \sup_{g \in \mathcal{G}} \|g(U, V, h)\|_\infty =: \kappa < \infty$
- (G.ii) There exists some constant $C' > 0$ such that for all $h \in [0, 1]$, $\sup_{g \in \mathcal{G}} \mathbb{E}[g^2(U, V, h)] \leq C'h$
- (F.i) \mathcal{G} satisfies the uniform entropy condition, i.e., $\exists C_0 > 0, \nu_0 > 0$: $N(\epsilon, \mathcal{G}) \leq C_0 \epsilon^{-\nu_0}$.
- (F.ii) \mathcal{G} is a pointwise measurable class, i.e there exists a countable sub-class \mathcal{G}_0 of \mathcal{G} such that for all $g \in \mathcal{G}$, there exists $(g_m)_m \subset \mathcal{G}_0$ such that $g_m \rightarrow g$.

The checking of these conditions constitutes the proof of the following proposition which will be done in Appendix A.

Proposition 1. *Suppose that the copula function C has bounded first order partial derivatives on $(0, 1)^2$. Assuming (G.i), (G.ii), (F.i) and (F.ii), we have for $c > 0$, $0 < h_0 < 1$, with probability one*

$$\limsup_{n \rightarrow \infty} \sup_{\frac{c \log n}{n} \leq h \leq h_0} \sup_{(u,v) \in (0,1)^2} \frac{|\sqrt{n} \hat{D}_{n,h}(u, v) - \tilde{C}_n(u, v)|}{\sqrt{h(|\log h| \vee \log \log n)}} = A(c),$$

where $A(c)$ is a positive constant.

Corollary 1. *Under the assumptions of Proposition 1, for any sequence of constants $0 < b_n < 1$, satisfying $b_n \rightarrow 0$, $b_n \geq (\log n)^{-1}$, one has with probability one*

$$\sup_{\frac{c \log n}{n} \leq h \leq b_n} \sup_{(u,v) \in (0,1)^2} \frac{|\sqrt{n} \hat{D}_{n,h}(u, v) - \tilde{C}_n(u, v)|}{\sqrt{\log \log n}} = O(\sqrt{b_n}).$$

Proof. (**Corollary 1**)

First, observe that the condition $b_n \geq (\log n)^{-1}$ yields

$$(3.2) \quad \frac{|\log b_n|}{\log \log n} \leq 1.$$

Next, by the monotonicity of the function $x \mapsto x|\log x|$ on $[0, 1/e]$, one can write for n large enough, $h|\log h| \leq b_n|\log b_n|$ and hence,

$$(3.3) \quad h(|\log h| \vee \log \log n) \leq b_n(|\log b_n| \vee \log \log n).$$

Combining this and Proposition 1, we obtain

$$\sup_{\frac{c \log n}{n} \leq h \leq b_n} \sup_{(u,v) \in (0,1)^2} \frac{|\sqrt{n}\hat{D}_{n,h}(u,v) - \tilde{\mathbb{C}}_n(u,v)|}{\sqrt{b_n \log \log n \left(\frac{|\log b_n|}{\log \log n} \vee 1 \right)}} = O(1).$$

Thus the Corollary 1 follows from (3.2). \square

Proof. (**Theorem 2.1**)

The proof is based upon an approximation of the empirical copula process \mathbb{C}_n by a Kiefer process (see [18], p. 100). Let $\mathbb{W}(u, v, t)$ be a 3-parameters Wiener process defined on $[0, 1]^2 \times [0, \infty)$. Then the gaussian process $\mathbb{K}(u, v, t) = \mathbb{W}(u, v, t) - \mathbb{W}(1, 1, t).uv$ is called a 3-parameters Kiefer process defined on $[0, 1]^2 \times [0, \infty)$.

By Theorem 3.2 in [18], for $d = 2$, there exists a sequence of gaussian processes $\{\mathbb{K}_C(u, v, n), u, v \in [0, 1], n > 0\}$ such that

$$\sup_{(u,v) \in [0,1]^2} |\sqrt{n}\mathbb{C}_n(u, v) - \mathbb{K}_C^*(u, v, n)| = O\left(n^{3/8}(\log n)^{3/2}\right),$$

where

$$\mathbb{K}_C^*(u, v, n) = \mathbb{K}_C(u, v, n) - \mathbb{K}_C(u, 1, n) \frac{\partial C(u, v)}{\partial u} - \mathbb{K}_C(1, v, n) \frac{\partial C(u, v)}{\partial v}.$$

This yields

$$(3.4) \quad \limsup_{n \rightarrow \infty} \sup_{(u,v) \in [0,1]^2} \frac{|\mathbb{C}_n(u, v)|}{\sqrt{2 \log \log n}} = \limsup_{n \rightarrow \infty} \sup_{(u,v) \in [0,1]^2} \frac{|\mathbb{K}_C^*(u, v, n)|}{\sqrt{2n \log \log n}}.$$

By the works of Wichura on the iterated law of logarithm (see [19]), one has

$$(3.5) \quad \limsup_{n \rightarrow \infty} \sup_{(u,v) \in [0,1]^2} \frac{|\mathbb{K}_C^*(u, v, n)|}{\sqrt{2n \log \log n}} \leq 3,$$

which readily implies

$$\limsup_{n \rightarrow \infty} \sup_{(u,v) \in [0,1]^2} \frac{|\mathbb{C}_n(u, v)|}{\sqrt{2 \log \log n}} \leq 3.$$

Since $\mathbb{C}_n(u, v)$ and $\tilde{\mathbb{C}}_n(u, v)$ are asymptotically equivalent in view of (3.1), one obtains

$$\limsup_{n \rightarrow \infty} \sup_{(u,v) \in [0,1]^2} \frac{|\tilde{\mathbb{C}}_n(u, v)|}{\sqrt{2 \log \log n}} \leq 3.$$

The proof is then finished by applying Corollary 1 which yields

$$(3.6) \quad \limsup_{n \rightarrow \infty} \sup_{\frac{c \log n}{n} \leq h \leq b_n} \sup_{(u,v) \in [0,1]^2} \frac{|\sqrt{n} \hat{D}_{n,h}(u,v)|}{\sqrt{2 \log \log n}} \leq 3.$$

Thus, there exists a constant $A(c)$, with $0 < A(c) \leq 3$, such that

$$(3.7) \quad \limsup_{n \rightarrow \infty} \left\{ \left(\frac{n}{2 \log \log n} \right)^{1/2} \sup_{\frac{c \log n}{n} \leq h \leq b_n} \sup_{(u,v) \in [0,1]^2} \left| \hat{C}_{n,h}^{(LL)}(u,v) - \mathbb{E} \hat{C}_{n,h}^{(LL)}(u,v) \right| \right\} = A(c).$$

□

Proof. (**Theorem 2.2**)

For all $(u, v) \in [0, 1]^2$, one has

$$C(u, v) = \int_{-1}^1 \int_{-1}^1 C(u, v) k_{u,h}(s) k_{v,h}(t) ds dt$$

and

$$\mathbb{E} \hat{C}_{n,h}^{(LL)}(u, v) = \mathbb{E} \left[K_{u,h} \left(\frac{u - \zeta_{1,n}(U_i)}{h} \right) K_{v,h} \left(\frac{v - \zeta_{2,n}(V_i)}{h} \right) \right],$$

with $\zeta_{1,n}(U_i) = \hat{F}_n \circ F^{-1}(U_i) = \hat{U}_i$ and $\zeta_{2,n}(V_i) = \hat{G}_n \circ G^{-1}(V_i) = \hat{V}_i$. We can easily show that

$$\mathbb{E} \hat{C}_{n,h}^{(LL)}(u, v) = \int_{-1}^1 \int_{-1}^1 C(\zeta_{1,n}^{-1}(u - sh), \zeta_{2,n}^{-1}(v - th)) k_{u,h}(s) k_{v,h}(t) ds dt.$$

Hence

$$\begin{aligned} B_{n,h}(u, v) &= \mathbb{E} \hat{C}_{n,h}^{(LL)}(u, v) - C(u, v) \\ &= \int_{-1}^1 \int_{-1}^1 [C(\zeta_{1,n}^{-1}(u - sh), \zeta_{2,n}^{-1}(v - th)) - C(u, v)] k_{u,h}(s) k_{v,h}(t) ds dt. \end{aligned}$$

By continuity of F and G , we have for n large enough,

$$\zeta_{1,n}^{-1}(u - sh) = F \circ \hat{F}_n^{-1}(u - sh) \sim u - sh$$

and

$$\zeta_{2,n}^{-1}(v - th) = G \circ \hat{G}_n^{-1}(v - th) \sim v - th.$$

Thus,

$$B_{n,h}(u, v) = \int_{-1}^1 \int_{-1}^1 [C(u - sh, v - th) - C(u, v)] k_{u,h}(s) k_{v,h}(t) ds dt.$$

By applying a 2-order Taylor expansion and taking account of the symmetry of the kernels $k_{u,h}(\cdot)$ and $k_{v,h}(\cdot)$ i.e,

$$\int_{-1}^1 s k_{u,h}(s) ds = 0 \quad \text{and} \quad \int_{-1}^1 t k_{v,h}(t) dt = 0,$$

we obtain, by Fubini, that for all $(u, v) \in [0, 1]^2$,

$$\begin{aligned} B_{n,h}(u, v) &= h^2 \int_{-1}^1 \int_{-1}^1 \left[s^2 \frac{\partial^2 C(u, v)}{\partial u^2} + st \frac{\partial^2 C(u, v)}{\partial u \partial v} + s^2 \frac{\partial^2 C(u, v)}{\partial v^2} \right] k_{u,h}(s) k_{v,h}(t) ds dt \\ &= h^2 \left[\int_{-1}^1 s^2 \frac{\partial^2 C(u, v)}{\partial u^2} k_{u,h}(s) ds + \int_{-1}^1 t^2 \frac{\partial^2 C(u, v)}{\partial v^2} k_{v,h}(t) dt \right]. \end{aligned}$$

Since the second order partial derivatives are assumed to be bounded, then we can infer that

$$\sup_{\frac{c \log n}{n} \leq h \leq b_n} \sup_{(u,v) \in [0,1]^2} B_{n,h}(u,v) = O(b_n^2)$$

and hence,

$$(3.8) \quad \left(\frac{n}{2 \log \log n} \right)^{1/2} \sup_{\frac{c \log n}{n} \leq h \leq b_n} \sup_{(u,v) \in [0,1]^2} B_{n,h}(u,v) = O\left(\frac{\sqrt{nb_n^2}}{\sqrt{2 \log \log n}} \right) = o(1).$$

□

Proof. (**Theorem 2.3**)

It suffices to show (2.8) and (2.9). From (2.7), we can infer that for any given $\epsilon > 0$ and $\delta > 0$, there exists $N \in \mathbb{N}$ such that for all $n > N$,

$$\mathbb{P} \left(\frac{R_n}{A(c)} \left| \mathbb{E} \hat{C}_{n, \hat{h}_n(u,v)}^{(LL)}(u,v) - C(u,v) \right| > \epsilon, \forall (u,v) \in [0,1]^2 \right) > \delta.$$

That is

$$(3.9) \quad \mathbb{P} \left(\mathbb{E} \hat{C}_{n, \hat{h}_n(u,v)}^{(LL)}(u,v) - \epsilon \frac{A(c)}{R_n} \leq C(u,v) \leq \mathbb{E} \hat{C}_{n, \hat{h}_n(u,v)}^{(LL)}(u,v) + \epsilon \frac{A(c)}{R_n}, \forall (u,v) \in [0,1]^2 \right) > 1 - \delta.$$

On the other hand we deduce from (2.6) that for all $(u,v) \in [0,1]^2$,

$$\mathbb{E} \hat{C}_{n, \hat{h}_n(u,v)}^{(LL)}(u,v) = \hat{C}_{n, \hat{h}_n(u,v)}^{(LL)}(u,v) \pm (1 + o_p(1)) \frac{A(c)}{R_n}.$$

Case 1. *If*

$$\mathbb{E} \hat{C}_{n, \hat{h}_n(u,v)}^{(LL)}(u,v) = \hat{C}_{n, \hat{h}_n(u,v)}^{(LL)}(u,v) - (1 + o_p(1)) \frac{A(c)}{R_n},$$

then (3.9) becomes

$$\begin{aligned} \mathbb{P} \left(\hat{C}_{n, \hat{h}_n(u,v)}^{(LL)}(u,v) - E_n(\epsilon) - o_p(1) \frac{A(c)}{R_n} \leq C(u,v) \right. \\ \left. \leq \hat{C}_{n, \hat{h}_n(u,v)}^{(LL)}(u,v) - \Delta_n(\epsilon) - o_p(1) \frac{A(c)}{R_n}, \forall (u,v) \in [0,1]^2 \right) > 1 - \delta. \end{aligned}$$

Thus, for any given $\tau \in (0,1)$ and all large n , we can write

$$(3.10) \quad \begin{aligned} \mathbb{P} \left(\hat{C}_{n, \hat{h}_n(u,v)}^{(LL)}(u,v) - E_n(\epsilon) - \tau \frac{A(c)}{R_n} \leq C(u,v) \right. \\ \left. \leq \hat{C}_{n, \hat{h}_n(u,v)}^{(LL)}(u,v) - \Delta_n(\epsilon) - \tau \frac{A(c)}{R_n}, \forall (u,v) \in [0,1]^2 \right) > 1 - \delta. \end{aligned}$$

Case 2. *If*

$$\mathbb{E} \hat{C}_{n, \hat{h}_n(u,v)}^{(LL)}(u,v) = \hat{C}_{n, \hat{h}_n(u,v)}^{(LL)}(u,v) + (1 + o_p(1)) \frac{A(c)}{R_n},$$

then, analogously to **Case 1**, we can infer from (3.9) that, for any given $\tau \in (0, 1)$ and all large n ,

$$(3.11) \quad \begin{aligned} \mathbb{P} \left(\hat{C}_{n, \hat{h}_n(u,v)}^{(LL)}(u, v) + \Delta_n(\epsilon) + \tau \frac{A(c)}{R_n} \leq C(u, v) \right. \\ \left. \leq \hat{C}_{n, \hat{h}_n(u,v)}^{(LL)}(u, v) + E_n(\epsilon) + \tau \frac{A(c)}{R_n}, \forall (u, v) \in [0, 1]^2 \right) > 1 - \delta. \end{aligned}$$

Letting τ tends to 0, it follows from (3.10) and (3.11) that

$$(3.12) \quad \mathbb{P} \left(\hat{C}_{n, \hat{h}_n(u,v)}^{(LL)}(u, v) - E_n(\epsilon) \leq C(u, v) \leq \hat{C}_{n, \hat{h}_n(u,v)}^{(LL)}(u, v) - \Delta_n(\epsilon), \forall (u, v) \in [0, 1]^2 \right) > 1 - \delta$$

or

$$(3.13) \quad \mathbb{P} \left(\hat{C}_{n, \hat{h}_n(u,v)}^{(LL)}(u, v) + \Delta_n(\epsilon) \leq C(u, v) \leq \hat{C}_{n, \hat{h}_n(u,v)}^{(LL)}(u, v) + E_n(\epsilon), \forall (u, v) \in [0, 1]^2 \right) > 1 - \delta.$$

Now, by observing that

$$\hat{C}_{n, \hat{h}_n(u,v)}^{(LL)}(u, v) - \Delta_n(\epsilon) \leq \hat{C}_{n, \hat{h}_n(u,v)}^{(LL)}(u, v) + \Delta_n(\epsilon), \forall \epsilon,$$

we can write, for any $\epsilon > 0$, with probability tending to 1,

$$C(u, v) \in \left[\hat{C}_{n, \hat{h}_n(u,v)}^{(LL)}(u, v) - E_n(\epsilon), \hat{C}_{n, \hat{h}_n(u,v)}^{(LL)}(u, v) + E_n(\epsilon) \right], \forall (u, v) \in [0, 1]^2$$

and

$$C(u, v) \notin \left[\hat{C}_{n, \hat{h}_n(u,v)}^{(LL)}(u, v) - \Delta_n(\epsilon), \hat{C}_{n, \hat{h}_n(u,v)}^{(LL)}(u, v) + \Delta_n(\epsilon) \right], \forall (u, v) \in [0, 1]^2.$$

That is, (2.8) and (2.9) hold. \square

Appendix A : Proof of Proposition 1

Proof. It suffices to check the conditions (G.i), (G.ii), (F.i) and (F.ii) given in section 3.

Checking for (G.i). For $(u, v) \in [0, 1]^2$ and $g \in \mathcal{G}$, one has

$$\begin{aligned} g(U_i, V_i, h) &= K_{u,h} \left(\frac{u - \hat{U}_i}{h} \right) K_{v,h} \left(\frac{v - \hat{V}_i}{h} \right) - \mathbb{I}\{U_i \leq u, V_i \leq v\} \\ &= \int_{-\infty}^{\frac{u - \hat{U}_i}{h}} k_{u,h}(t) dt \int_{-\infty}^{\frac{v - \hat{V}_i}{h}} k_{v,h}(s) ds - \mathbb{I}\{U_i \leq u, V_i \leq v\} \\ &= \int_{-1}^1 \int_{-1}^1 \mathbb{I}\{\hat{U}_i \leq u - th, \hat{V}_i \leq v - sh\} k_{u,h}(t) k_{v,h}(s) dt ds - \mathbb{I}\{U_i \leq u, V_i \leq v\} \\ &\leq \int_{-1}^1 \int_{-1}^1 k_{u,h}(t) k_{v,h}(s) dt ds - \mathbb{I}\{U_i \leq u, V_i \leq v\} \leq 4 \|k_{u,h}\| \|k_{v,h}\| + 1. \end{aligned}$$

Then,

$$\|g(U_i, V_i, h)\|_\infty \leq 4 \|k_{u,h}\| \|k_{v,h}\| + 1 =: \kappa.$$

This implies

$$\sup_{0 \leq h \leq 1} \sup_{g \in \mathcal{G}} \|g(U_i, V_i, h)\|_\infty =: \kappa < \infty.$$

Checking for (G.ii).

We have to show that

$$\sup_{g \in \mathcal{G}} \mathbb{E} g^2(U, V, h) \leq C' h,$$

where C' is a constant. Recall that $\zeta_{1,n}^{-1}(u) = Fo\hat{F}_n^{-1}(u)$ and $\zeta_{2,n}^{-1}(v - th) = Go\hat{G}_n^{-1}(v)$. Then, we can write

$$\begin{aligned} \mathbb{E} g^2(U, V, h) &= \mathbb{E} \left[K_{u,h} \left(\frac{u - \zeta_{1,n}(U)}{h} \right) K_{v,h} \left(\frac{v - \zeta_{2,n}(V)}{h} \right) - \mathbb{I}\{U \leq u, V \leq v\} \right]^2 \\ &= \mathbb{E} \left[K_{u,h} \left(\frac{u - \zeta_{1,n}(U)}{h} \right) K_{v,h} \left(\frac{v - \zeta_{2,n}(V)}{h} \right) \right]^2 \\ &\quad - 2\mathbb{E} \left[K_{u,h} \left(\frac{u - \zeta_{1,n}(U)}{h} \right) K_{v,h} \left(\frac{v - \zeta_{2,n}(V)}{h} \right) \mathbb{I}\{U \leq u, V \leq v\} \right] + C(u, v) \\ &=: A - 2B + C(u, v). \end{aligned}$$

Now we express A and B as integrals of the copula function $C(u, v)$.

$$\begin{aligned} B &= \mathbb{E} \left[K_{u,h} \left(\frac{u - \zeta_{1,n}(U)}{h} \right) K_{v,h} \left(\frac{v - \zeta_{2,n}(V)}{h} \right) \mathbb{I}\{U \leq u, V \leq v\} \right] \\ &= \mathbb{E} \left[\int_{-\infty}^{\frac{u - \zeta_{1,n}(U)}{h}} \int_{-\infty}^{\frac{v - \zeta_{2,n}(V)}{h}} k_{u,h}(s) k_{v,h}(t) \mathbb{I}\{U \leq u, V \leq v\} ds dt \right] \\ &= \mathbb{E} \left[\int_{-1}^1 \int_{-1}^1 k_{u,h}(s) k_{v,h}(t) \mathbb{I}\left\{s \leq \frac{u - \zeta_{1,n}(U)}{h}, t \leq \frac{v - \zeta_{2,n}(V)}{h}\right\} \mathbb{I}\{U \leq u, V \leq v\} ds dt \right] \\ &= \mathbb{E} \left[\int_{-1}^1 \int_{-1}^1 k_{u,h}(s) k_{v,h}(t) \mathbb{I}\{U \leq \min(u, \zeta_{1,n}^{-1}(u - sh)), V \leq \min(v, \zeta_{2,n}^{-1}(v - th))\} ds dt \right] \\ &= \int_{-1}^1 \int_{-1}^1 k_{u,h}(s) k_{v,h}(t) C[\min(u, \zeta_{1,n}^{-1}(u - sh)), \min(v, \zeta_{2,n}^{-1}(v - th))] ds dt. \end{aligned}$$

Since because $K_{u,h}(\cdot)$ takes its values in $[0,1]$ as a distribution function, we observing that $K_{u,h}^2(x) \leq K_{u,h}(x)$. Then we can write

$$\begin{aligned} A &= \mathbb{E} \left[K_{u,h}^2 \left(\frac{u - \zeta_{1,n}(U)}{h} \right) K_{v,h}^2 \left(\frac{v - \zeta_{2,n}(V)}{h} \right) \right] \\ &\leq \mathbb{E} \left[K_{u,h} \left(\frac{u - \zeta_{1,n}(U)}{h} \right) K_{v,h} \left(\frac{v - \zeta_{2,n}(V)}{h} \right) \right] \\ &\leq \mathbb{E} \left[\int_{-1}^1 \int_{-1}^1 k_{u,h}(s) k_{v,h}(t) \mathbb{I}\{U \leq \zeta_{1,n}^{-1}(u - sh), V \leq \zeta_{2,n}^{-1}(v - th)\} ds dt \right] \\ &\leq \int_{-1}^1 \int_{-1}^1 k_{u,h}(s) k_{v,h}(t) C[\zeta_{1,n}^{-1}(u - sh), \zeta_{2,n}^{-1}(v - th)] ds dt. \end{aligned}$$

We can also notice that

$$C(u, v) = \int_{-1}^1 \int_{-1}^1 k_{u,h}(s) k_{v,h}(t) C(u, v) ds dt.$$

Thus

$$\begin{aligned}\mathbb{E}g^2(U, V, h) &\leq \int_{-1}^1 \int_{-1}^1 k_{u,h}(s)k_{v,h}(t)C[\zeta_{1,n}^{-1}(u-sh), \zeta_{2,n}^{-1}(v-th)]dsdt \\ &\quad - 2 \int_{-1}^1 \int_{-1}^1 k_{u,h}(s)k_{v,h}(t)C[\min(u, \zeta_{1,n}^{-1}(u-sh)), \min(v, \zeta_{2,n}^{-1}(v-th))]dsdt \\ &\quad + \int_{-1}^1 \int_{-1}^1 k_{u,h}(s)k_{v,h}(t)C(u, v)dsdt\end{aligned}$$

For n enough large, we have by continuity of F and G ,

$$\zeta_{1,n}^{-1}(u-sh) = Fo\hat{F}_n^{-1}(u-sh) \sim u-sh$$

and

$$\zeta_{2,n}^{-1}(v-th) = Go\hat{G}_n^{-1}(v-th) \sim v-th.$$

By splitting the integrals, we obtain after simple calculus that

$$\begin{aligned}\mathbb{E}g^2(U, V, h) &\leq \int_{-1}^0 \int_{-1}^0 k_{u,h}(s)k_{v,h}(t)[C(u-sh, v-th) - C(u, v)]dsdt \\ &\quad + \int_0^1 \int_0^1 k_{u,h}(s)k_{v,h}(t)[C(u-sh, v-th) - C(u, v)]dsdt \\ &\quad + \int_{-1}^0 \int_0^1 k_{u,h}(s)k_{v,h}(t)[C(u-sh, v-th) - C(u, v-th)]dsdt \\ &\quad + \int_{-1}^0 \int_0^1 k_{u,h}(s)k_{v,h}(t)[C(u, v) - C(u, v-th)]dsdt \\ &\quad + \int_0^1 \int_{-1}^0 k_{u,h}(s)k_{v,h}(t)[C(u-sh, v-th) - C(u-sh, v)]dsdt \\ &\quad + \int_0^1 \int_{-1}^0 k_{u,h}(s)k_{v,h}(t)[C(u, v) - C(u-sh, v)]dsdt \\ &=: T_1 + T_2 + T_3 + T_4 + T_5 + T_6.\end{aligned}$$

All these six terms can be bounded up by applying Taylor expansion. Precisely, we have

$$\begin{aligned}|T_1| &\leq h(\|C_u(u, v)\| + \|C_v(u, v)\|) \\ |T_2| &\leq h(\|C_u(u, v)\| + \|C_v(u, v)\|) \\ |T_3| &\leq h(\|C_u(u, v)\|) \\ |T_4| &\leq h(\|C_v(u, v)\|) \\ |T_5| &\leq h(\|C_v(u, v)\|) \\ |T_6| &\leq h(\|C_u(u, v)\|).\end{aligned}$$

From this, we can conclude that

$$\mathbb{E}g^2(U, V, h) \leq h4(\|C_u(u, v)\| + \|C_v(u, v)\|),$$

and

$$\sup_{g \in \mathcal{G}} \mathbb{E} [g^2(U, V, h)] \leq C'h,$$

with $C' = 4(\|C_u(u, v)\| + \|C_v(u, v)\|)$.

Checking for (F.i). We have to check that \mathcal{G} satisfies the uniform entropy condition.

Consider the following classes of functions :

$$\mathbb{F} = \{\lambda x + m ; \lambda \geq 1, m \in \mathbb{R}\}$$

$$\mathbb{K}_0 = \{K(\lambda x + m) ; \lambda \geq 1, m \in \mathbb{R}\}$$

$$\mathbb{K} = \{K(\lambda x + m)K(\lambda y + m) ; \lambda \geq 1, m \in \mathbb{R}\}$$

$$\mathbb{H} = \{K(\lambda x + m)K(\lambda y + m) - \mathbb{I}\{x \leq u, y \leq v\} ; \lambda \geq 1, m \in \mathbb{R}, (u, v) \in [0, 1]^2\}.$$

It is clear that by applying the lemmas 2.6.15 and 2.6.18 in van der Vaart and Wellner (see [20], p. 146-147), the sets \mathbb{F} , \mathbb{K}_0 , \mathbb{K} , \mathbb{H} are all VC-subgraph classes. Thus, by taking the function $(x, y) \mapsto G(x, y) = \|k\|^2 + 1$ as a measurable envelope function for \mathbb{H} (indeed $G(x, y) \geq \sup_{g \in \mathbb{H}} |g(x, y)|, \forall (x, y)$), we can infer from Theorem 2.6.7 in [20] that \mathbb{H} satisfies the uniform entropy condition. Since \mathbb{H} and \mathcal{G} have the same structure, we can conclude that \mathcal{G} satisfies this property too. That is,

$$\exists C_0 > 0, \nu_0 > 0 : N(\epsilon, \mathcal{G}) \leq C_0 \epsilon^{-\nu_0}, \quad 0 < \epsilon < 1.$$

Checking for (F.ii).

Define the class of functions

$$\mathcal{G}_0 = \left\{ K_{u,h} \left(\frac{u - \zeta_1(s)}{h} \right) K_{v,h} \left(\frac{v - \zeta_2(t)}{h} \right) - \mathbb{I}\{s \leq u, t \leq v\}; u, v \in ([0, 1] \cap \mathbb{Q})^2; 0 < h < 1 \right\}.$$

It's clear that \mathcal{G}_0 is countable and $\mathcal{G}_0 \subset \mathcal{G}$. Let

$$g(x, y) = K_{u,h} \left(\frac{u - \zeta_1(x)}{h} \right) K_{v,h} \left(\frac{v - \zeta_2(y)}{h} \right) - \mathbb{I}\{x \leq u, y \leq v\} \in \mathcal{G}, (x, y) \in [0, 1]^2$$

and, for $m \geq 1$,

$$g_m(x, y) = K_{u_m,h} \left(\frac{u_m - \zeta_1(x)}{h} \right) K_{v_m,h} \left(\frac{v_m - \zeta_2(y)}{h} \right) - \mathbb{I}\{x \leq u_m, y \leq v_m\},$$

where $u_m = \frac{1}{m^2}[m^2 u] + \frac{1}{m^2}$ and $v_m = \frac{1}{m^2}[m^2 v] + \frac{1}{m^2}$.

Let $\alpha_m = u_m - u$, $\beta_m = v_m - v$ and define

$$\delta_{m,u} = \left(\frac{u_m - \zeta_1(x)}{h} \right) - \left(\frac{u - \zeta_1(x)}{h} \right) = \frac{u_m - u}{h} = \frac{\alpha_m}{h}$$

and

$$\delta_{m,v} = \left(\frac{v_m - \zeta_2(y)}{h} \right) - \left(\frac{v - \zeta_2(y)}{h} \right) = \frac{v_m - v}{h} = \frac{\beta_m}{h}.$$

Then, one can easily see that $0 < \alpha_m \leq \frac{1}{m^2}$ and $0 < \beta_m \leq \frac{1}{m^2}$.

This implies, for all large m , that $\delta_{m,u} \searrow 0$ and $\delta_{m,v} \searrow 0$, which are equivalent to

$$\left(\frac{u_m - \zeta_1(x)}{h} \right) \searrow \left(\frac{u - \zeta_1(x)}{h} \right) \text{ and } \left(\frac{v_m - \zeta_2(y)}{h} \right) \searrow \left(\frac{v - \zeta_2(y)}{h} \right).$$

By right-continuity of $K_{w,h}$, we obtain

$$\forall (x, y) \in [0, 1]^2, g_m(x, y) \longrightarrow g(x, y), m \rightarrow \infty$$

and conclude that \mathcal{G} is pointwise measurable class.

□

Appendix B: Numerical computations

	(u, v)	$\alpha_n(u, v)$	$C(u, v)$	$\beta_n(u, v)$
$\theta = 0.5$	(0.58,0.12)	-0.320	0.097	0.701
	(0.54,0.47)	-0.139	0.302	0.887
	(0.07,0.50)	-0.455	0.056	0.857
	(0.21,0.59)	-0.355	0.162	0.672
	(0.18,0.42)	-0.441	0.118	0.585
	(0.42,0.52)	-0.204	0.268	1.032
	(0.73,0.61)	0.005	0.475	0.887
	(0.07,0.96)	-0.271	0.069	0.755
	(0.69,0.85)	0.090	0.602	1.118
	(0.28,0.72)	-0.298	0.233	0.729
$\theta = 2$	(0.96,0.29)	0.081	0.289	1.100
	(0.16,0.45)	-0.362	0.152	0.664
	(0.67,0.75)	0.066	0.576	1.093
	(0.22,0.47)	-0.320	0.203	0.706
	(0.12,0.55)	-0.240	0.118	0.786
	(0.85,0.80)	0.082	0.716	1.109
	(0.46,0.42)	-0.174	0.326	0.852
	(0.83,0.22)	-0.327	0.217	0.700
	(0.65,0.26)	-0.223	0.248	0.804
	(0.11,0.30)	-0.251	0.103	0.776
$\theta = 6$	(0.32,0.40)	-0.163	0.307	0.863
	(0.85,0.65)	0.073	0.638	1.100
	(0.31,0.70)	-0.143	0.309	0.884
	(0.51,0.60)	0.015	0.484	1.012
	(0.89,0.14)	0.139	0.139	1.267
	(0.80,0.66)	0.131	0.637	1.158
	(0.24,0.87)	-0.244	0.239	0.782
	(0.10,0.13)	-0.283	0.096	0.744
	(0.31,0.08)	-0.333	0.079	0.694
	(0.65,0.53)	0.009	0.509	1.018

TABLE 3. Confidence bands for Clayton copula calculated for some random couples of values (u, v) .

	(u, v)	$\alpha_n(u, v)$	$C(u, v)$	$\beta_n(u, v)$
$\theta = -2$	(0.48,0.25)	-0.398	0.075	0.628
	(0.12,0.80)	-0.338	0.077	0.689
	(0.35,0.68)	-0.337	0.189	0.688
	(0.73,0.21)	-0.317	0.119	0.710
	(0.74,0.44)	0.203	0.279	0.823
	(0.14,0.67)	-0.131	0.066	1.158
	(0.56,0.81)	0.070	0.418	0.950
	(0.98,0.21)	0.077	0.202	1.036
	(0.29,0.25)	-0.461	0.038	0.566
(0.77,0.22)	-0.316	0.137	0.714	
$\theta = 5$	(0.47,0.38)	-0.294	0.297	0.733
	(0.13,0.86)	-0.398	0.128	0.628
	(0.68,0.02)	-0.478	0.019	0.548
	(0.34,0.20)	-0.373	0.146	0.654
	(0.41,0.47)	-0.254	0.315	0.773
	(0.53,0.24)	-0.354	0.212	0.673
	(0.38,0.33)	-0.343	0.235	0.683
	(0.31,0.60)	0.233	0.280	0.793
	(0.21,0.97)	0.032	0.209	0.994
(0.07,0.48)	-0.356	0.063	0.670	
$\theta = 18$	(0.87,0.45)	-0.234	0.449	0.793
	(0.78,0.44)	-0.240	0.439	0.786
	(0.60,0.72)	0.044	0.593	0.983
	(0.43,0.57)	-0.214	0.425	0.812
	(0.26,0.33)	-0.298	0.246	0.729
	(0.10,0.90)	0.052	0.100	0.975
	(0.86,0.40)	-0.285	0.399	0.741
	(0.46,0.62)	0.194	0.456	0.833
	(0.05,0.52)	-0.449	0.049	0.578
(0.45,0.04)	-0.416	0.039	0.611	

TABLE 4. Confidence bands for Frank copula calculated for some random couples of values (u, v) .

REFERENCES

- [1] Chen, S. X. and Huang, T.-M. (2007). Nonparametric estimation of copula functions for dependence modeling. *Canadian Journal of Statistics*, 35:265-282.
- [2] Nelsen, R. B. (1999). An Introduction to Copulas. *Springer Series in Statistics.*, ISBN-10:0-387-28659-4
- [3] Mason, D., M. and Swanepoel (2010). A general result on the uniform in bandwidth consistency of kernel-type function estimators. *Societadde Estadistica e Investigation Operativa 2010.*, DOI 10.1007/S11749-010-0188-0
- [4] Hideatsu, T. (2005). Semiparametric estimation in copula models. *The Canadian Journal of Statistics.*, vol. 33, 3:357-375
- [5] Scaillet, O. and Fermanian, Jean-David.: Nonparametric Estimation of Copulas for Time Series (November 2002). *FAME Research Paper No. 57.* Available at SSRN: <http://ssrn.com/abstract=372142> or <http://dx.doi.org/10.2139/ssrn.372142>
- [6] Genest, C. and Rivest, L.: Statistical Inference for Archimedean Copulas. *Journal of the American Statistical Association, Volume 88, Issue 423 (Sep., 1993), 1034-1043*

- [7] Deheuvels, P. (1979). La fonction de dépendance empirique et ses propriétés. Un test non paramétrique d'indépendance. *Bulletin Royal Belge de l'Académie des Sciences* (5) 65 274-292
- [8] Fermanian, J., Radulovic, D. and Wegkamp, M. (2004). Weak convergence of empirical copula processes. *International Statistical Institute (ISI) and Bernoulli Society for Mathematical Statistics and Probability.*, vol. 10, 5:847-860
- [9] Gijbels, J. i Mielniczuk, J. (1990). Estimation of the density of a copula function. *Communications in Statistics, Ser. A* vol.19, 445-464.
- [10] Omelka, M. and Gijbels, I. and Veraverbeke, N. (2009). Improved kernel estimators of copulas : weak convergence and goodness-of-fit testing. *The Annals of Statistics.*, vol. 37, 5B:3023-3058
- [11] Dony, J. (2007). On the uniform in bandwidth consistency of kernel-type estimators and conditional. *European Young statisticians meeting.*, September 10-14, 2007
- [12] Dony, J. and Einmahl (2006). Weighted uniform consistency of kernel density estimators with general bandwidth sequences. *Electronic Journal of Probability.*, vol. 11, 31:844-859
- [13] Einmahl and Mason, D. (2005). Uniform in bandwidth consistency of kernel-type function estimators. *The Annals of Statistics.*, vol. 33, 3:1380-1403
- [14] Deheuvels, P. and Mason, D. M. (2004). General Asymptotic Confidence Bands Based on Kernel-type Function Estimators. *Statistical Inference stochastic process.*, 7:225-277
- [15] Stute, W. (1982). A law of the logarithm for kernel density estimators. *The Annals of Probability.*, vol. 10, 2:414-422
- [16] Trivedi, P., K. and Zimmer, D., M. (2005). Copula Modeling : An Introduction for Practitioners. *Foundations and Trends in Econometrics.*, PO BOX 1024, Hanover, MA 02339 USA
- [17] Epanechnikov, V. A.: Nonparametric estimation of a multivariate probability density, *Theoret. Probab. Appl.* 14 (1969), 153158.
- [18] Zari, T. (2010). Contribution à l'étude du processus empirique de copule. *Thèse de doctorat, Université Paris, 6.*, France
- [19] Wichura, M. J. (1973). Some Strassen-type laws of the iterated logarithm for multiparameter stochastic processes with independent increments. *The Annals of Probability.*, 1, 272-296.
- [20] van der Vaart, A. W. and Wellner, J. A.: Weak Convergence and Empirical Processes, *Springer, New York*, 1996.
- [21] Lo, G. S., Sall, S.T. and Mergane, P.D.: Functional weak laws for the weighted mean losses or gains and applications. *Applied Mathematics*, 2015, 6, 847-863.

(Diam Ba) LERSTAD, UNIVERSITÉ GASTON BERGER, SAINT-LOUIS, SÉNÉGAL
E-mail address, D. Ba: diamba79@gmail.com

(Cheikh Tidiane Seck) LERSTAD, UNIVERSITÉ ALIOUNE DIOP, BAMBEY, SÉNÉGAL
E-mail address, C. T. Seck: cheikhtidiane.seck@uadb.edu.sn

(Gane Samb Lo) LERSTAD, UNIVERSITÉ GASTON BERGER, SAINT-LOUIS, SÉNÉGAL. LSTA,
 UNIVERSITÉ PIERRE ET MARIE CURIE, PARIS, FRANCE
E-mail address, G. S. Lo: pcsuvi@univi.org