

An Entity Resolution Approach to Isolate Instances of Human Trafficking Online

Chirag Nagpal
Army Institute of Technology
University of Pune
Pune, India
chiragnagpal_12102@ait-
pune.edu.in

Kyle Miller
Auton Lab
Carnegie Mellon University
Pittsburgh, Pennsylvania
mille856@andrew.cmu.edu

Benedikt Boecking
Auton Lab
Carnegie Mellon University
Pittsburgh, Pennsylvania
boecking@andrew.cmu.edu

Artur Dubrawski
Auton Lab
Carnegie Mellon University
Pittsburgh, Pennsylvania
awd@andrew.cmu.edu

ABSTRACT

Human trafficking is a challenging law enforcement problem, with a large amount of such activity taking place online. Given the large, heterogeneous and noisy structure of this data, the problem becomes even more challenging. In this paper we propose an entity resolution pipeline using a notion of proxy labels, in order to extract clusters from this data with prior history of human trafficking activity. We apply this pipeline to 5M records from backpage.com and report on the performance of this approach, challenges in terms of scalability, and some significant domain specific characteristics of our resolved entities.

Keywords

human trafficking, machine learning, entity resolution

1. INTRODUCTION

Over the years human trafficking has grown to be a challenging law enforcement problem. The advent of the internet has brought the problem in the public domain making it an ever greater societal concern. Prior studies [5] have leveraged computational techniques to this data to detect spatio-temporal patterns, by utilising certain features of the ads. Certain studies [4] have utilised machine learning approaches to identify if ads could be possibly involved in human trafficking activity. Significant work has also been carried out in building large distributed systems, to store and process such data, and carry out entity resolution to establish ontological relationships between various entities. [7]

In this paper we explore the possibility of leveraging this information to identify sources of these advertisements, isolate such clusters and identify potential sources of human trafficking from this data using prior domain knowledge.

In case of ordinary Entity Resolution schemes, each record is considered to represent a single entity. A popular approach in such scenarios is a ‘merge and purge’ strategy whereas records are compared and matched, they are merged

into a single more informative record, and the individual records are deleted from the dataset. [2]

While our problem can be considered a case of Entity Resolution, however, escort advertisements are a challenging, noisy and unstructured dataset. In case of escort advertisements, a single advertisement, may represent one or a group of entities. The advertisements hence might contain features belonging to more than one individual or group.

The advertisements are also associated with multiple features, including Text, Hyperlinks, Images, Timestamps, Locations etc. In order to featurize characteristics from text we use the regex based information extractor described in [4], based on the GATE framework [3]. (The reader is directed to [4] for a complete description of the fields extracted and performance measures thereof.) This allows us to generate certain domain specific features from our dataset, including, the aliases, cost, location, phone numbers, specific URLs, etc of the entities advertised. We use these features, along with other generic text, the images, etc as features for our classifier. The high reuse of similar features makes it difficult to use exact match over a single feature in order to perform entity resolution.

We proceed to leverage machine learning approaches to learn a function that can predict if two advertisements are from the same source. The challenge with this is that we have no prior knowledge of the source of advertisements. We thus depend upon a strong feature, in this case Phone Numbers, which can be used as proxy evidence for the source of the advertisements and can help us generate labels for the Training and Test data for a classifier. We can therefore use such strong evidence as to learn another function, which can help us generate labels for our dataset, this semi-supervised approach is described as ‘surrogate learning’ in [8]. Pairwise comparisons result in an extremely high number of comparisons over the entire dataset. In order to reduce this, we use a blocking scheme using certain features.

The resulting clusters are isolated for human trafficking using prior expert knowledge and featurised. Rule learning is used to establish differences between these and other components. The entire pipeline is shown in Figure 1.

2. ENTITY RESOLUTION

2.1 Definition

We approach the problem of extracting connected components from our dataset using pairwise entity resolution. The similarity or connection between two nodes is treated



Figure 1: Entity Resolution Pipeline

as a learning problem, with training data for the problem generated by using ‘proxy’ labels from existing evidence of connectivity from strong features.

More formally the problem can be considered to be to sample all connected components $H_i(V, E)$ from a graph $G(V, E)$. Here, V , the set of vertices ($\{v_1, v_2, \dots, v_n\}$) can be considered to be the set of advertisements and E , $\{(v_i, v_j), (v_j, v_k), \dots, (v_k, v_l)\}$ is the set of edges between individual records.

We need to learn a function $M(v_i, v_j)$ such that $M(v_i, v_j) = Pr((v_i, v_j) \in E(H_i), \forall H_i \in H)$

The set of strong features present in a given record can be considered to be the function ‘ a ’. Thus, in our problem, $a(v)$ represents all the phone numbers associated with v .

The union of the set of strong features for all records is ‘ A ’. Thus $A = \bigcup a(v_j), \forall v_j \in V$. Here, $n(A) \ll n(V)$

Let us consider a graph $G^*(V, E)$ defined on the set of vertices V , such that $(v_i, v_j) \in E(G^*)$ if $n(a(v_i) \cap a(v_j)) > 0$

Let us consider the set, H^* of all the of connected components $\{H_1^*(V, E), H_2^*(V, E), \dots, H_n^*(V, E)\}$ defined on the graph $G^*(V, E)$

Now, function P is such that for any $p_i \in A$
 $P(p_i) = V(H_k^*), \text{ iff } p_i \in \bigcup a(v_j), \forall v_j \in (V(H_k^*))$

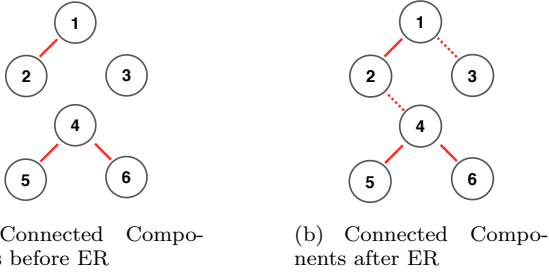


Figure 2: On applying our match function, weak links are generated for classifier scores above a certain match threshold. The strong links between nodes are represented by Solid Lines. Dashed lines represent the weak links generated by our classifier.

2.2 Sampling Scheme

For our classifier we need to generate a set of training examples ‘ T ’,

T_{pos} is the set of positive training examples and T_{neg} is the set of negative training examples.

$$T_{pos} = \{F(v_i, v_j) \mid v_i \in P(p_i), v_j \in P(p_i), \forall p_i \in A\}$$

$$T_{neg} = \{F(v_i, v_j) \mid v_i \in P(p_i), v_j \notin P(p_i), \forall p_i \in A\}$$

In order to ensure that the sampling scheme does not end up sampling near duplicate pairs, we introduce a sampling bias such that for every feature vector $F(v_i, v_j) \in T_{pos}$, $a(v_i) \cap a(v_j) = \phi$

This reduces the likelihood of sampling near-duplicates as evidenced in Figure 3, which is a histogram of the jaccards

similarity between the set of the unigrams of the text contained in the pair of ads.

$$JS(v_i, v_j) = \frac{n(\text{unigrams}(v_i) \cap \text{unigrams}(v_j))}{n(\text{unigrams}(v_i) \cup \text{unigrams}(v_j))}$$

We observe that although we do still end with some near duplicates ($JS > 0.9$), we have high number of non duplicates. ($0.1 < JS < 0.3$) which ensures robust training data for our classifier.

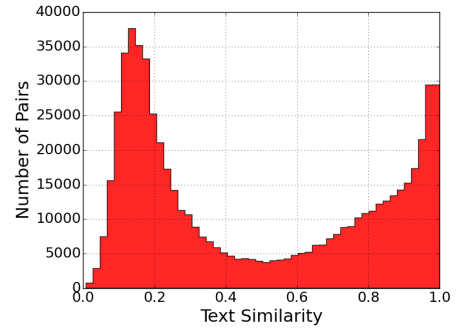


Figure 3: Text Similarity for our Sampling Scheme. We use Jaccards Similarity between the ad unigrams as a measure of text similarity. The histogram shows that the sampling scheme results in both, a large number of near duplicates and non duplicates. Such a behaviour is desired to ensure a robust match function.

2.3 Training

To train our classifier we experiment with various classifiers like Logistic Regression, Naive Bayes and Random Forest using Scikit.[6] Table 1 shows the most informative features learnt by the Random Forest classifier. It is interesting to note that the most informative features include, the spatial (Location), Temporal (Time Difference, Posting Date) and also the Linguistic (Number of Special Characters, Longest Common Substring) features. We also find that the domain specific features, extracted using regexs, prove to be informative.

The ROC curves for the classifiers we tested with different feature sets are presented in Figure 4. The classifiers performs well, with an extremely low false positive rate. Such a behaviour is desirable for the classifier to act as a match function, in order to generate sensible results. High False Positive rates, increase the number of links between our records, leading to a ‘snowball effect’ which results in a break-down of the Entity Resolution process.

In order to minimise this breakdown, we need to heuristically learn an appropriate confidence value for our classifier. This is done by carrying out the ER process on 10,000 randomly selected records from our dataset. The value of size of the largest extracted connected component and the number of such connected components isolated is calculated for

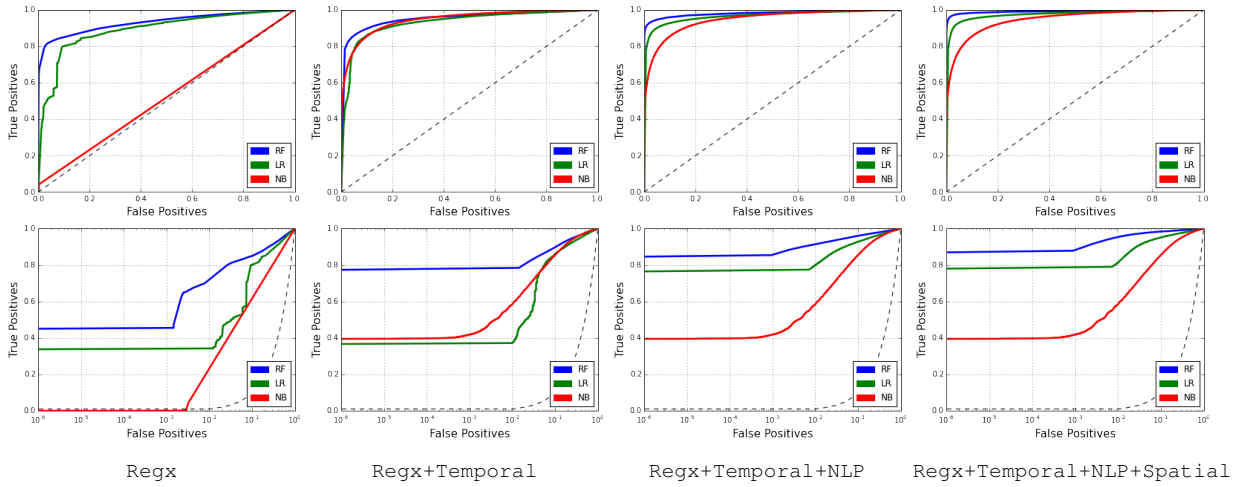


Figure 4: ROC Curves for our Match Function trained on various feature sets. The ROC curve shows reasonably large True Positive rates for extremely low False Positive rates, which is a desirable behaviour of the match function.

Table 2: Results Of Rule Learning

Rule	Support	Ratio	Lift
$Xminchars \leq 250, 120000 < Xmaximgfrq, 3 < Xmnweeks \leq 3.4, 4 < Xmnmonths \leq 6.5$	11	90.9%	2.67
$Xminchars \leq 250, 120000 < Xmaximgfrq, 4 < Xmnmonths \leq 6.5,$	16	81.25%	2.4
$Xstatesnorm \leq 0.03, 3.6 < Xunigimgsnorm \leq 5.2, 3.2 < Xstdmonths$	17	100.0%	2.5
$Xstatesnorm \leq 0.03, 1.95 < Xstdweeks \leq 2.2, 3.2 < Xstdmonths$	19	94.74%	2.37

Table 1: Most Informative Features

Top 10 Features	
1	Location (State)
2	Number of Special Characters
3	Longest Common Substring
4	Number of Unique Tokens
5	Time Difference
6	If Posted on Same Day
7	Presence of Ethnicity
8	Presence of Rate
9	Presence of Restrictions
10	Presence of Names

different confidence values of our classifier. This allows us to come up with a sensible heuristic for the confidence value.

2.4 Blocking Scheme

Our dataset consists of 5 million records. Naive pairwise comparisons across the dataset, makes this problem computationally intractable. In order to reduce the number of comparisons, we introduce a blocking scheme. The blocking scheme allows us to reduce the number of comparisons. We block the dataset on features like Rare Unigrams, Rare Bigrams and Rare Images. We then resolve the dataset across blocks.

3. RULE LEARNING

We extract clusters and identify records that are associated with human trafficking using domain knowledge from experts. We featurise the extracted components, using features like size of the cluster, the spatio-temporal character-

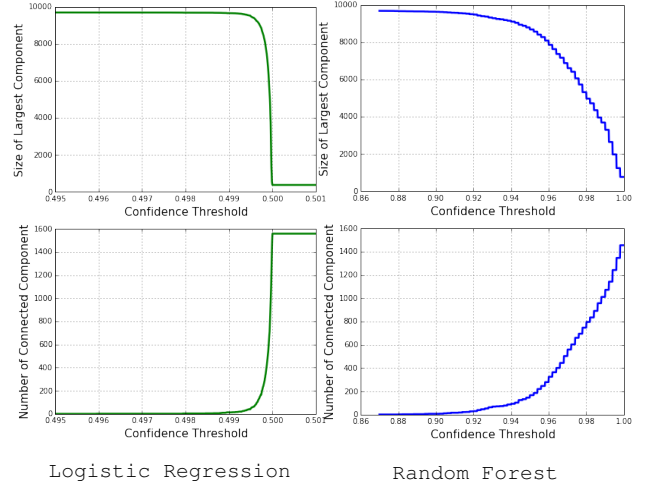


Figure 5: The plots represents the number of connected components and the size of the largest component versus the match threshold.

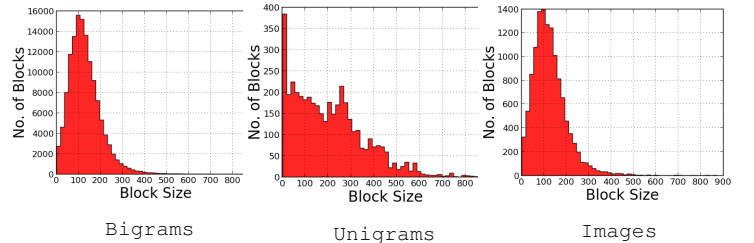
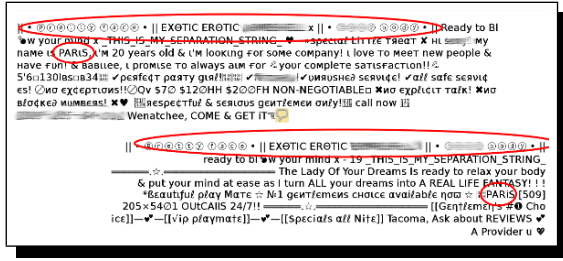
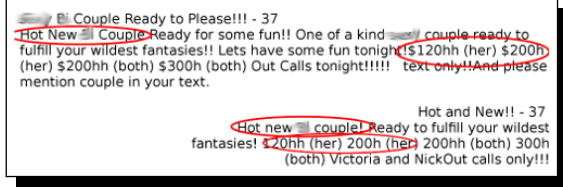


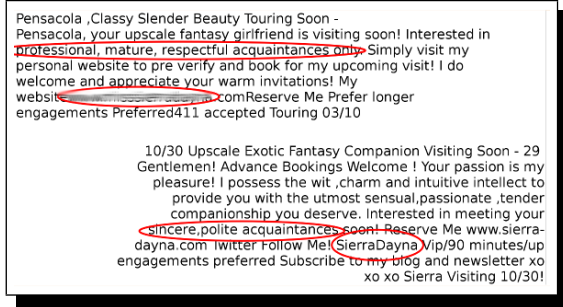
Figure 6: Blocking Scheme



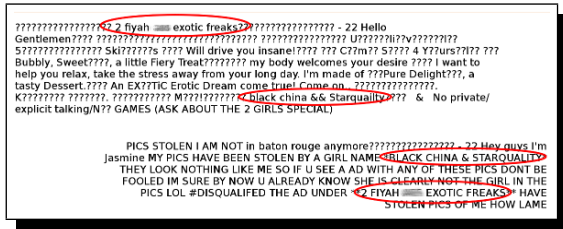
(a) This pair of ads have extremely similar textual content including use of non-latin and special characters. The ad also advertises the same individual, as strongly evidenced by the common alias, 'Paris'.



(b) The first ad here does not include any specific names of individuals. However, The strong textual similarity with the second ad and the same advertised cost, helps to match them and discover the individuals being advertised as 'Nick' and 'Victoria'.



(c) While this pair is not extremely similar in terms of language, however the existence of the rare alias 'SierraDayna' in both advertisements helps the classifier in matching them. This match can also easily be verified by the similar language structure of the pair.



(d) The first advertisement represents entities 'Black China' and 'Star Quality', while the second advertisement, reveals that the pictures used in the first advertisement are not original and belong to the author of the second ad. This example pair shows the robustness of our match function. It also reveals how complicated relationships between various ads can be.

Figure 7: Representative results of advertisement pairs matched by our classifier. In all the four cases the advertisement pairs had no phone number information (strong feature) in order to detect connections. Note that sensitive elements have been intentionally obfuscated.

istics, and the connectivity of the clusters. For our analysis, we consider only components with more than 300 advertisements. We then train a random forest to predict if the clusters is linked to human trafficking. In order to establish statistical significance, we compare the ROC results of our classifier in 4 cross validation for 100 random connected components versus the positive set. Table 3 lists the performance of the classifier in terms of False Positive and True Positive Rate while Table 4 lists the most informative features for this classifier.

We then proceed to learn rules from our featureset. Some of the rules with corresponding Ratios and Lift are given in Table 2. PN curves corresponding to various rules learnt are presented in the Figure 9 It can be observed that the features used by the rule learning to learn rules with maximum support and ratios, correspond to the ones labelled by the random forest as informative. This also serves as validation for the use of rule learning.




Figure 8: Representative Entity isolated by our pipeline, believed to be involved in human trafficking. The nodes represent advertisements, while the edges represent links between advertisements. This entity has 802 nodes and 39,383 edges. This visualisation is generated using Gephi. [1]

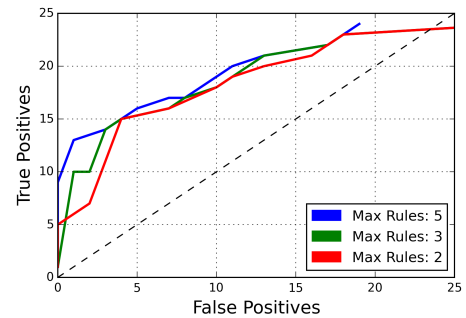


Figure 9: PN Curve for rule learning. The figure presents PN curves for various values of the Maximum Rules learnt for the classification.

4. CONCLUSION

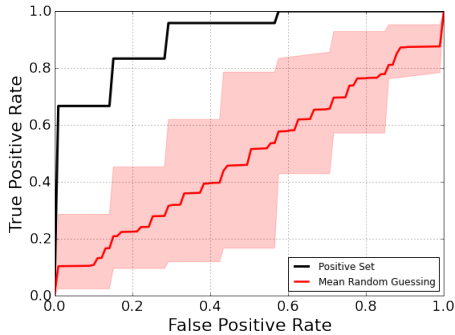


Figure 10: ROC for the Connected Component classifier. The Black line is the ROC for the positive set, while the Red line is the average ROC for 100 randomly guessed predictors. The higher area under the curve for the positive test sets establishes statistical significance for our classifier.

Table 3: Metrics for the Connected Component classifier

AUC	TPR@FPR=1%	FPR@TPR=50%
90.38%	66.6%	0.6%

Table 4: Most Informative Features

	Top 5 Features
1	Posting Months
2	Posting Weeks
3	Standard Deviation of Image Frequency
4	Normalised Number of Names
5	Normalised Number of Unique Images

In this paper we approached the problem of isolating sources of human trafficking from online escort advertisements with a pairwise Entity Resolution approach. We trained a classifier able to predict if two advertisements are from the same source using phone numbers as a strong feature, to generate training data for our classifier. The resultant classifier, proved to be robust, as evidenced from extremely low false positive rates. The DIG proposed by Szekely et. al. aims to build similar knowledge graphs using similarity score between each feature. This has some limitations. Firstly, we need labelled training data in order to train match functions to detect ontological relations. The challenge is aggravated since this approach considers each feature independently making generation of enough labelled training data for training multiple match functions an extremely complicated task.

Since we utilise existing features as proxy evidence, our approach can generate a large amount of training data without the need of any human annotation. Our approach requires just learning a single function over the entire featureset, hence our classifier can learn multiple complicated relations between features to predict a match, instead of the naive feature independence approach of DIG.

We then proceeded to use this classifier, in order to perform entity resolution using a heuristically learned value for the score of classifier, as the match threshold. The resultant connected components were again featurised, and a classifier model was fit before subjecting to rule learning. On comparison with [4], the connected component classifier performs a little better with higher values of the area under the ROC curve and the TPR@FPR=1% indicating a steeper, ROC curve. This may be due to the fact that we are able to generate larger amount of training data for our classifier, due to the entity resolution process. The learnt rules show high ratios and lift, for reasonably high supports as evidenced from Table 2.

5. FUTURE WORK

While our blocking scheme performs well to reduce the number of comparisons, however since our approach involves naive pairwise comparisons, scalability is a significant challenge. One approach could be to design such a pipeline in a distributed environment. Another approach could be to use a computationally inexpensive technique to de-duplicate the dataset of the near duplicate ads, which would greatly help with regard to scalability.

In our approach, the ER process depends upon the heuristically learnt match threshold. Lower threshold values can significantly degrade the performance, with extremely large connected components. The possibility of treating this attribute as a learning task, would help making this approach more generic, and non domain specific.

Images associated with ads were also utilised as a feature for the match function. However, simple features like number of unique and common images etc., did not prove to be very informative. Further research is required in order to make better use of such features.

Acknowledgement

The authors would like to thank all staff at Carnegie Mellon, who made the Robotics Institute Summer Scholars program 2015 possible.

6. REFERENCES

- [1] M. Bastian, S. Heymann, and M. Jacomy. Gephi: An open source software for exploring and manipulating networks, 2009.
- [2] O. Benjelloun, H. Garcia-Molina, D. Menestrina, Q. Su, S. E. Whang, and J. Widom. Swoosh: a generic approach to entity resolution. *The VLDB Journal*—*The International Journal on Very Large Data Bases*, 18(1):255–276, 2009.
- [3] H. Cunningham. Gate, a general architecture for text engineering. *Computers and the Humanities*, 36(2):223–254, 2002.
- [4] A. Dubrawski, K. Miller, M. Barnes, B. Boecking, and E. Kennedy. Leveraging publicly available data to discern patterns of human-trafficking activity. *Journal of Human Trafficking*, 1(1):65–85, 2015.
- [5] E. Kennedy. Predictive patterns of sex trafficking online. 2012.
- [6] F. Pedregosa, G. Varoquaux, A. Gramfort, V. Michel, B. Thirion, O. Grisel, M. Blondel, P. Prettenhofer, R. Weiss, V. Dubourg, J. Vanderplas, A. Passos, D. Cournapeau, M. Brucher, M. Perrot, and E. Duchesnay. Scikit-learn: Machine learning in python. *J. Mach. Learn. Res.*, 12:2825–2830, Nov. 2011.
- [7] P. Szekely, C. A. Knoblock, J. Slepicka, A. Philpot, A. Singh, C. Yin, D. Kapoor, P. Natarajan, D. Marcu, K. Knight, D. Stallard, S. S. Karunamoorthy, R. Bojanapalli, S. Minton, B. Amanatullah, T. Hughes, M. Tamayo, D. Flynt, R. Artiss, S.-F. Chang, T. Chen, G. Hiebel, and L. Ferreira. Building and using a knowledge graph to combat human trafficking. In *Proceedings of the 14th International Semantic Web Conference (ISWC 2015)*, 2015.
- [8] S. Veeramachaneni and R. K. Kondadadi. Surrogate learning: from feature independence to semi-supervised classification. In *Proceedings of the NAACL HLT 2009 Workshop on Semi-Supervised Learning for Natural Language Processing*, pages 10–18. Association for Computational Linguistics, 2009.