

From Pappus Theorem to parameter spaces of some extremal line point configurations and applications

M. Lampa-Baczyńska, J. Szpond*

November 3, 2021

Abstract

Keywords arrangements of lines, combinatorial arrangements, Pappus Theorem

Mathematics Subject Classification (2000) 52C35, 32S22, 14N20, 13F20

In the present work we study parameter spaces of two line point configurations introduced by Böröczky. These configurations are extremal from the point of view of Dirac-Motzkin Conjecture settled recently by Green and Tao [8]. They have appeared also recently in commutative algebra in connection with the containment problem for symbolic and ordinary powers of homogeneous ideals [7] and in algebraic geometry in considerations revolving around the Bounded Negativity Conjecture [2]. Our main results are Theorem A and Theorem B. We show that the parameter space of what we call $B12$ configurations is a three dimensional rational variety. As a consequence we derive the existence of a three dimensional family of rational $B12$ configurations. On the other hand the parameter space of $B15$ configurations is shown to be an elliptic curve with only finitely many rational points, all corresponding to degenerate configurations. Thus, somewhat surprisingly, we conclude that there are no rational $B15$ configurations.

1 Introduction

Line point configurations are a classical subject of study in geometry. One of motivations to study configurations of real lines is the following result.

Theorem. (Sylvester-Gallai) *Let L_1, \dots, L_d be finitely many mutually distinct lines in the real projective plane. Then*

- a) either all lines intersect in one point (the lines belong to one pencil);*
- b) or there exists a point where exactly two of the given lines intersect.*

Definition 1.1 (Ordinary point). A point where exactly two lines from a given configuration of lines L_1, \dots, L_d meet is called an *ordinary point* of this configuration.

The Dirac Conjecture solved recently by Green and Tao in [8, Theorem 1.2] predicted that the number of ordinary points is bounded from below by $\lfloor d/2 \rfloor$. A series of examples [8, Proposition 2.1] due essentially to Böröczky, shows that this lower

*JS was partially supported by National Science Centre, Poland, grant 2014/15/B/ST1/02197

bound cannot be improved in general. We denote by Bd the Böröczky example for d lines. Thus e.g. $B12$ is a configuration of Böröczky containing 12 lines.

Recently Böröczky configurations have appeared in algebraic geometry in connection with the following problem due to Huneke

Question 1.2 (Huneke). Let I be the ideal of finitely many points in $\mathbb{P}^2(\mathbb{K})$. Is then

$$I^{(3)} \subset I^2?$$

See [10] for the notation, background, history and more results. A first counterexample to Question 1.2 has been announced by Dumnicki, Szemberg and Tutaj-Gasińska in [7]. The points in this counterexample arise as all intersection points of a certain configuration of complex lines. Shortly after [7] it has been discovered in [4] that intersection points of Böröczky configurations provide a counterexample in $\mathbb{R}[x_0, x_1, x_2]$. Harbourne and Seceleanu [9] have discovered series of counterexamples over arbitrary finite fields. Finally it has been noticed in [6, Figure 1] that Böröczky construction for 12 lines can be carried out over the field \mathbb{Q} . It has been expected that all Böröczky examples have a rational realization. In the present note we study parameter spaces for configurations $B12$ and $B15$. The main results are the following two theorems.

Theorem A. *All $B12$ configurations form a 3 dimensional family parametrized by a rational variety (an open set in $(\mathbb{P}^1(\mathbb{R}))^3$).*

Theorem B. *All $B15$ configurations form a 1 dimensional family parametrized by an elliptic curve.*

Theorem B has the following, somewhat surprising, consequence.

Corollary 1.3. *There is no $B15$ configuration over the rational numbers.*

As a consequence we conclude that (so far) there is just one rational counterexample to Huneke Question 1.2. This is quite striking and justifies the following question.

Problem 1.4. Construct more rational counterexamples to the containment problem.

2 A constructions of 12 lines with 19 triple points

2.1 Geometric construction

In this section we provide a direct geometric construction of Böröczky configuration of 12 lines, which works in a projective plane defined over an arbitrary field with sufficiently many elements.

The main auxiliary results which come into the argument are the following.

Theorem 2.1 (Pappus Theorem). *If triangles ABC and DEF are perspective in two ways with perspective centers P , Q , then there is also a third perspective center R (see Figure 1).*

The following version of Bezout's Theorem is taken from [1].

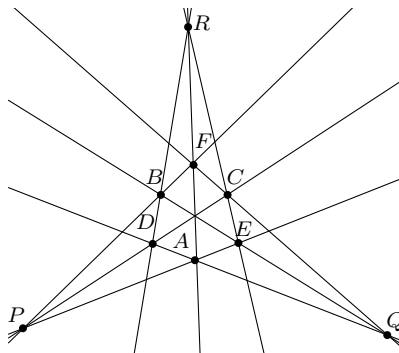


Figure 1

Theorem 2.2. *If two projective curves C and D in \mathbb{P}^2 of degree n intersect at exactly n^2 points and if $n \cdot m$ of these points lie on irreducible curve E of degree $m < n$, then the remaining $n \cdot (n - m)$ points lie on curve of degree at most $n - m$.*

Now we are in the position to run our geometric construction.

To begin with let A , B and C be non-collinear points in \mathbb{P}^2 . Then choose three points D , E , F on the lines AC , AB and BC , respectively, different from the points A , B , C . The points D , E , F will be parameters of our construction. Then we define consecutively the following 6 points.

$$\begin{aligned}
 G &= AF \cap BD, \\
 H &= BD \cap EF, \\
 I &= BC \cap ED, \\
 J &= AF \cap ED, \\
 K &= AC \cap EF, \\
 L &= HJ \cap IK.
 \end{aligned} \tag{1}$$

At this stage an additional incidence comes into the picture.

Lemma 2.3. *The line AB passes through the point L .*

Proof. The incidences coming from the construction so far are indicated in Figure 2.

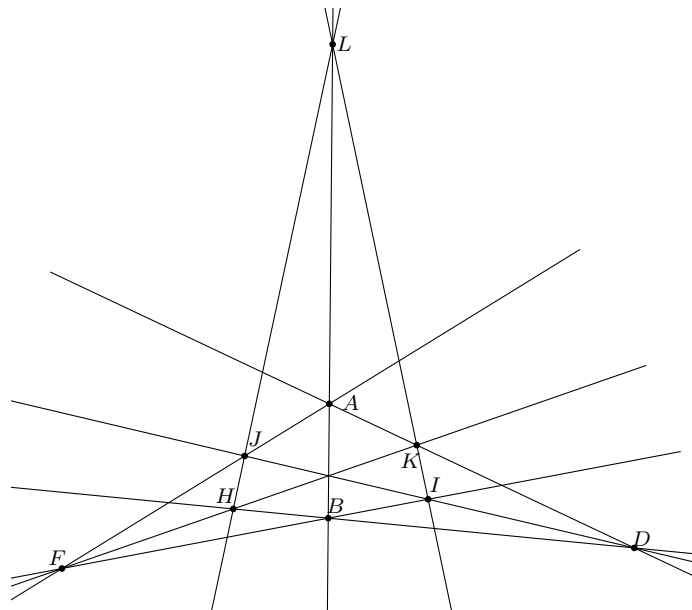


Figure 2

Since triangles BJK and AHI are perspective with perspective centers D, F , Theorem 2.1 yields that there is the third perspective center $L = HJ \cap IK \cap AB$. In particular, the points A, B and L are collinear. \square

Then we define the remaining 7 points:

$$\begin{aligned}
 M &= BD \cap IK, \\
 N &= AC \cap HJ, \\
 O &= HJ \cap BC, \\
 P &= AF \cap IK, \\
 Q &= EF \cap NG, \\
 R &= DE \cap CP, \\
 S &= CP \cap NG.
 \end{aligned} \tag{2}$$

Here we claim two additional collinearities.

Lemma 2.4. *From the above assumptions it follows that the points A, B and S are collinear.*

Proof. In order to prove the collinearity of points A, B and S we introduce an extra point $T = FN \cap DP$.

Claim. The points T, L and E are collinear.

Note that this implies the collinearity of T with A and B as well. Figure 3 contains points relevant for the proof of the Claim.

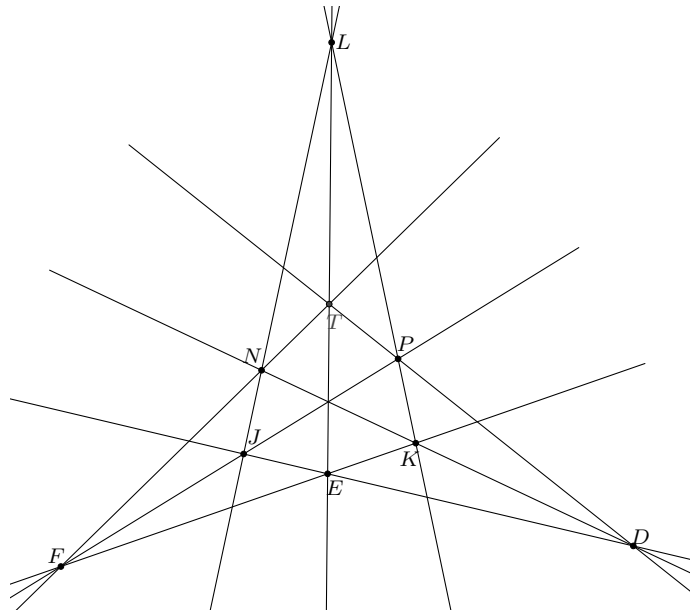


Figure 3

Pappus Theorem applied to triangles NPE and TJK yields that points L , T and E are collinear.

By the same token we show the collinearity of points T , S and B . All relevant points are marked on Figure 4. We leave the exact argument to the reader.

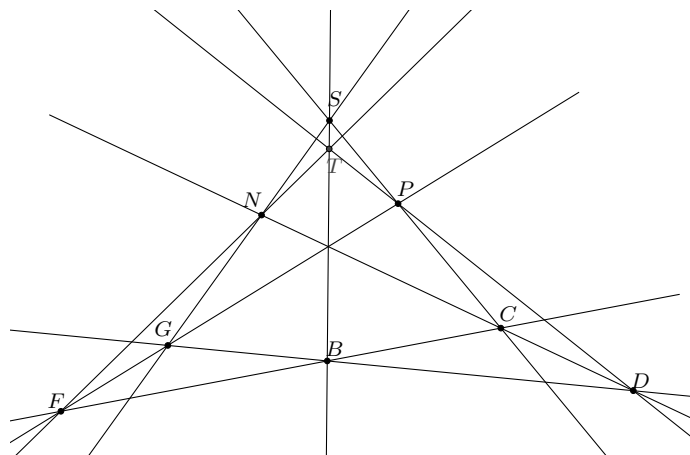


Figure 4

We conclude that the points A , B and S are collinear as asserted in the Lemma. \square

Lemma 2.5. *In the construction above the points M , O , Q and R are collinear.*

Proof. To prove the second collinearity (i.e. of points O , Q , R) we take two reducible curves $\alpha = KN \cup FG \cup BL$ and $\beta = KL \cup GN \cup BF$ of degree 3. They intersect at 9 points and since points C , P , S lie on a line, Theorem 2.2 yields that the remaining 6 points: B , F , G , K , L , N lie on a conic, see Figure 5.

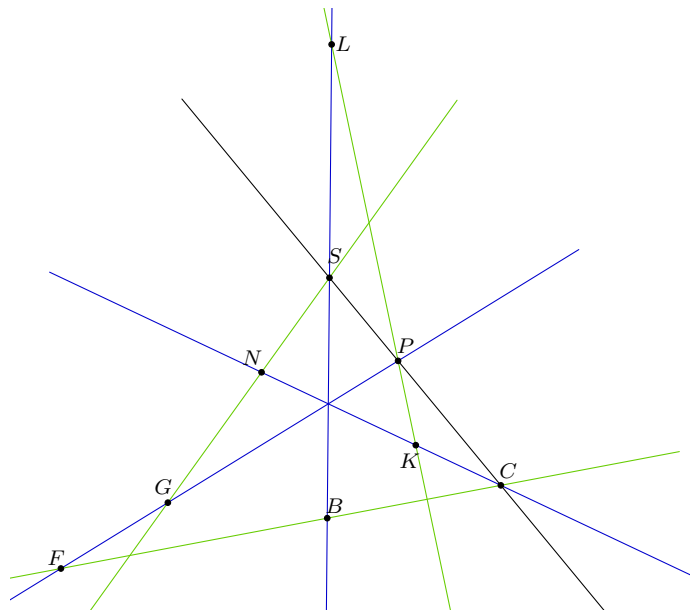


Figure 5

Now we will show that the points M , O and Q lie on one line. In order to prove it we take the reducible cubics $\alpha = KL \cup BF \cup GN$ and $\beta = BG \cup LN \cup FK$. They intersect in 9 points and from the above statement we know that points B , F , G , K , L , N lie on a conic, hence the remaining three points M , O and Q are collinear by Theorem 2.2, see Figure 6.

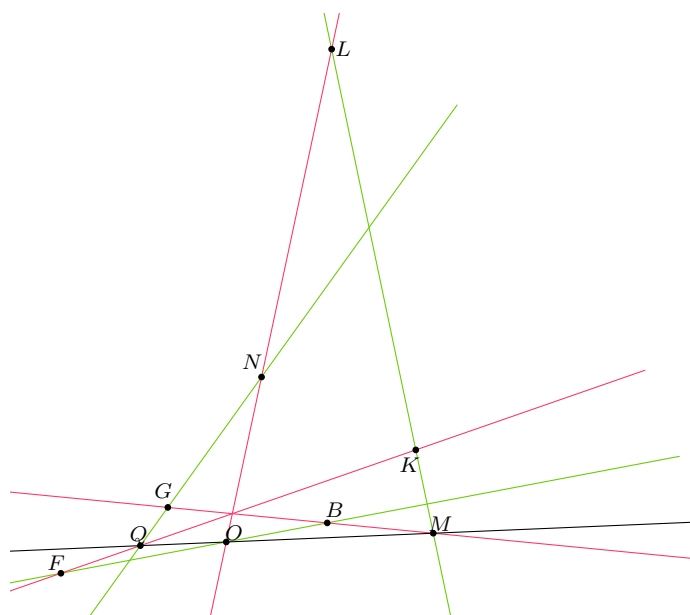


Figure 6

Analogously, using Theorem 2.2 and taking curves $\alpha' = BD \cup CP \cup JL$ and $\beta' = BL \cup CD \cup JP$ one can prove that the points B , C , D , J , L and P lie on a conic, and finally taking $\alpha'' = BD \cup CP \cup JL$ and $\beta'' = BC \cup DJ \cup LP$ one can prove that the points M , O and R are collinear.

The collinearities of M , O , Q and M , O , R imply that the points M , O , Q and R lie on a line as asserted. \square

The resulting configuration is indicated in Figure 7.

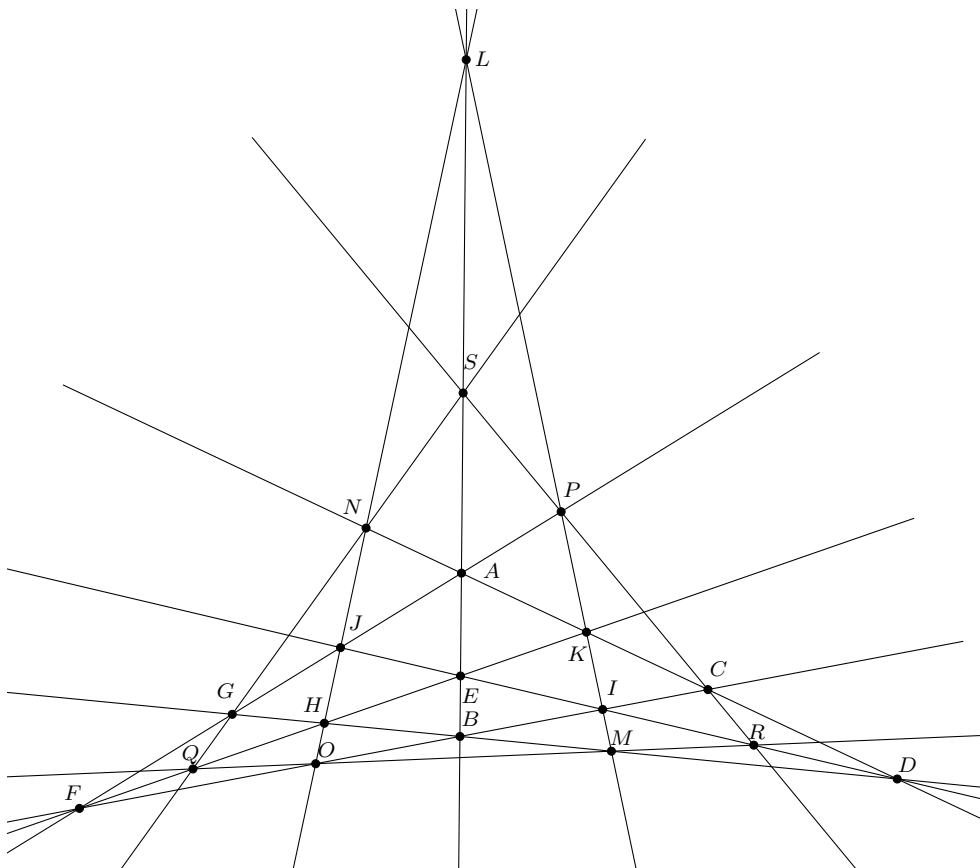


Figure 7

2.2 Algebraic proof

In this section we provide another construction using algebraic methods quite in the spirit of Tao's survey [11]. This approach makes the study of the parameter space, in particular degenerate cases, accessible. Since any two lines on the projective plane are projectively equivalent we may assume that points A , B and C are fundamental points, i.e.

$$A = (1 : 0 : 0), \quad B = (0 : 1 : 0), \quad C = (0 : 0 : 1).$$

Then we have the following equations of lines

$$AB : z = 0, \quad AC : y = 0, \quad BC : x = 0.$$

On these lines, we choose points E , D , F respectively, all distinct from the fundamental points. Thus we may assume that their coordinates are:

$$D = (a_2 : 0 : a_1), \quad E = (b_1 : b_2 : 0), \quad F = (0 : c_1 : c_2),$$

with $a_1, a_2, b_1, b_2, c_1, c_2 \neq 0$. Hence we obtain the following equations of lines

$$\begin{aligned} AF & : & c_2y - c_1z & = 0, \\ BD & : & a_1x - a_2z & = 0, \\ EF & : & b_2c_2x - b_1c_2y + b_1c_1z & = 0, \\ ED & : & a_1b_2x - a_1b_1y - a_2b_2z & = 0, \end{aligned} \tag{3}$$

which gives us the coordinates of points

$$\begin{aligned}
G = AF \cap BD &= (a_2c_2 : a_1c_1 : a_1c_2), \\
H = BD \cap EF &= (a_2b_1c_2 : a_2b_2c_2 + a_1b_1c_1 : a_1b_1c_2), \\
I = BC \cap ED &= (0 : a_2b_2 : -a_1b_1), \\
J = AF \cap ED &= (a_1b_1c_1 + a_2b_2c_2 : a_1b_2c_1 : a_1b_2c_2), \\
K = AC \cap EF &= (b_1c_1 : 0 : -b_2c_2).
\end{aligned} \tag{4}$$

Then we obtain equations of the lines

$$\begin{aligned}
HJ &: a_1a_2b_2^2c_2^2x + a_1^2b_1^2c_1c_2y - (a_1^2b_1^2c_1^2 + a_2^2b_2^2c_2^2 + a_1a_2b_1b_2c_1c_2)z = 0, \\
IK &: a_2b_2^2c_2x + a_1b_1^2c_1y + a_2b_1b_2c_1z = 0,
\end{aligned} \tag{5}$$

and the point $L = HJ \cap IK = (a_1b_1^2c_1 : -a_2b_2^2c_2 : 0)$, hence it lies on the line through A and B . This provides an alternative proof of Lemma 2.3.

We find the coordinates of the remaining points

$$\begin{aligned}
M = BD \cap IK &= (-a_1a_2b_1^2c_1 : a_2^2b_2^2c_2 + a_1a_2b_1b_2c_1 : -a_1^2b_1^2c_1), \\
N = AC \cap HJ &= (a_1^2b_1^2c_1^2 + a_2^2b_2^2c_2^2 + a_1a_2b_1b_2c_1c_2 : 0 : a_1a_2b_2^2c_2^2), \\
O = HJ \cap BC &= (0 : a_1^2b_1^2c_1^2 + a_2^2b_2^2c_2^2 + a_1a_2b_1b_2c_1c_2 : a_1^2b_1^2c_1c_2), \\
P = AF \cap IK &= (a_1b_1^2c_1^2 + a_2b_1b_2c_1c_2 : -a_2b_2^2c_1c_2 : -a_2b_2^2c_2^2).
\end{aligned} \tag{6}$$

The remaining lines are

$$\begin{aligned}
NG &: a_1a_2b_2^2c_2^2x + (a_1^2b_1^2c_1c_2 + a_1a_2b_1b_2c_2^2)y - (a_1^2b_1^2c_1^2 + a_2^2b_2^2c_2^2 + a_1a_2b_1b_2c_1c_2)z = 0, \\
CP &: a_2b_2^2c_2x + (a_1b_1^2c_1 + a_2b_1b_2c_2)y = 0,
\end{aligned} \tag{7}$$

and finally we obtain the coordinates of points

$$\begin{aligned}
Q = EF \cap NG &= (a_2^2b_1b_2c_2^2 : a_1^2b_1^2c_1^2 + 2a_1a_2b_1b_2c_1c_2 + a_2^2b_2^2c_2^2 : a_1^2b_1^2c_1c_2 + 2a_1a_2b_1b_2c_2^2), \\
R = DE \cap CP &= (a_1a_2b_1^2c_1 + a_2^2b_1b_2c_2 : -a_2^2b_2^2c_2 : a_1^2b_1^2c_1 + 2a_1a_2b_1b_2c_2), \\
S = CP \cap NG &= (a_1b_1^2c_1 + a_2b_1b_2c_2 : -a_2b_2^2c_2 : 0).
\end{aligned} \tag{8}$$

Again, it is now obvious that S is collinear with A and B . This gives an alternative proof of Lemma 2.4.

Checking the vanishing of determinants

$$\begin{vmatrix}
-a_2a_1b_1^2c_1 & a_2^2b_2^2c_2 + a_1a_2b_1b_2c_1 & -a_1^2b_1^2c_1 \\
0 & a_1^2b_1^2c_1^2 + a_2^2b_2^2c_2^2 + a_1a_2b_1b_2c_1c_2 & a_1^2b_1^2c_1c_2 \\
a_2^2b_1b_2c_2^2 & a_1^2b_1^2c_1^2 + 2a_1a_2b_1b_2c_1c_2 + a_2^2b_2^2c_2^2 & a_1^2b_1^2c_1c_2 + 2a_2a_1b_1b_2c_2^2
\end{vmatrix} = 0$$

and

$$\begin{vmatrix}
-a_2a_1b_1^2c_1 & a_2^2b_2^2c_2 + a_1a_2b_1b_2c_1 & -a_1^2b_1^2c_1 \\
0 & a_1^2b_1^2c_1^2 + a_2^2b_2^2c_2^2 + a_1a_2b_1b_2c_1c_2 & a_1^2b_1^2c_1c_2 \\
a_1a_2b_1^2c_1 + a_2^2b_1b_2c_2 & -a_2^2b_2^2c_2 & a_1^2b_1^2c_1 + 2a_1a_2b_1b_2c_2
\end{vmatrix} = 0$$

we obtain the collinearity of points M, O, Q and M, O, R , what finally implies that all points M, O, Q, R lie on a common line and

$$\begin{aligned}
MO &: a_2(2a_1^2b_2^2c_2^2 + a_2^2b_1^2c_1^2 + 2a_1a_2b_1b_2c_1c_2)x + a_1a_2^2b_1^2c_1c_2y - \\
& a_1(a_2^2b_1^2c_1^2 + a_1^2b_2^2c_2^2 + a_1a_2b_1b_2c_1c_2)z = 0.
\end{aligned} \tag{9}$$

This gives an alternative proof of Lemma 2.5.

3 Parameter space for Böröczky configuration of 12 lines and degenerations

The results presented in the previous section and this section put together give a proof of Theorem A.

All configurations in which the points D, E, F are mutually distinct from the points A, B, C are parametrized by 3 parameters in $(\mathbb{F}^*)^3$, where \mathbb{F} is the ground field (either \mathbb{R} or \mathbb{Q}). For various reasons it is convenient to work with a compact parameter space. A natural compactification coming here into the picture is by $\mathcal{M} = (\mathbb{P}^1(\mathbb{F}))^3$. This is a multi-homogeneous space with coordinates $(a_1 : a_2)$, $(b_1 : b_2)$ and $(c_1 : c_2)$ introduced above. Our motivation to include degenerations stems also from the interest if they lead to containment counterexamples.

We evaluate now the conditions that all points and lines appearing in the construction are distinct. Comparing the coordinates of all points and the equations of all lines we obtain the following degeneracy conditions.

i) $a_1 a_2 b_1 b_2 c_1 c_2 = 0$

ii) $a_1 b_1 c_1 + a_2 b_2 c_2 = 0$,

iii) $a_1 b_1 c_1 + 2a_2 b_2 c_2 = 0$

This means that if the numbers a_1, \dots, c_2 do not satisfy any of above equations, then the points A, \dots, S defined in the previous section together with appropriate lines form a B_{12} configuration. The conditions i), ii) and iii) define divisors D_1, D_2, D_3 in $(\mathbb{P}^1)^3$ of three-degree $(2, 2, 2)$, $(1, 1, 1)$, and $(1, 1, 1)$ respectively. Their union contains all degenerate configurations.

Below we present degenerations of our configuration corresponding to points in these divisors and their intersections.

3.1 Degenerations coming from divisor D_1

We begin with the divisor D_1 . This is the union of three pairs of disjoint "planes" $(\mathbb{P}^1 \times \mathbb{P}^1)$ in \mathcal{M} . If the parameter $\mathbf{m} = ((a_1 : a_2), (b_1 : b_2), (c_1 : c_2)) \in \mathcal{M}$ is taken from D_1 but does not belong to its singular locus, then just one coordinate is zero. Without loss of generality we may assume that it is $a_1 = 0$, i.e. $D = A$. Then the configuration degenerates to the configuration of 7 lines with 6 triple points. These incidences are indicated in Figure 8.

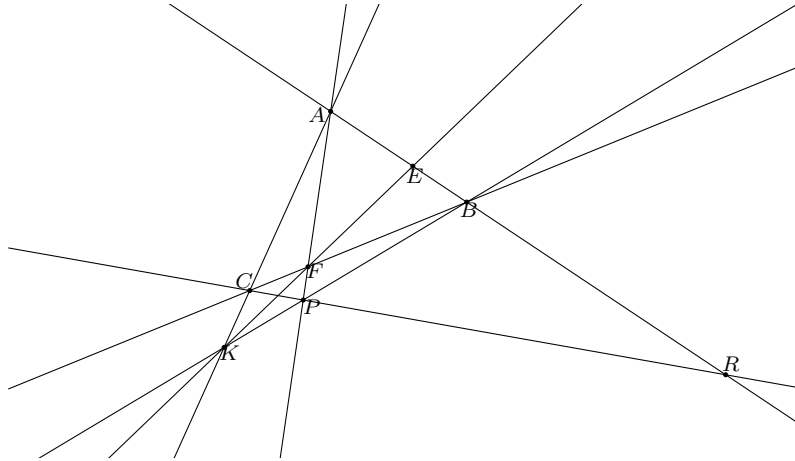


Figure 8

Let now \mathfrak{m} be a double point on D_1 . Without loss of generality, we may assume that it is defined by $a_1 = b_1 = 0$. Then the whole configuration degenerates to a quasi-pencil on four lines, i.e. there are 4 lines and one triple point. The incidences are indicated in Figure 9.

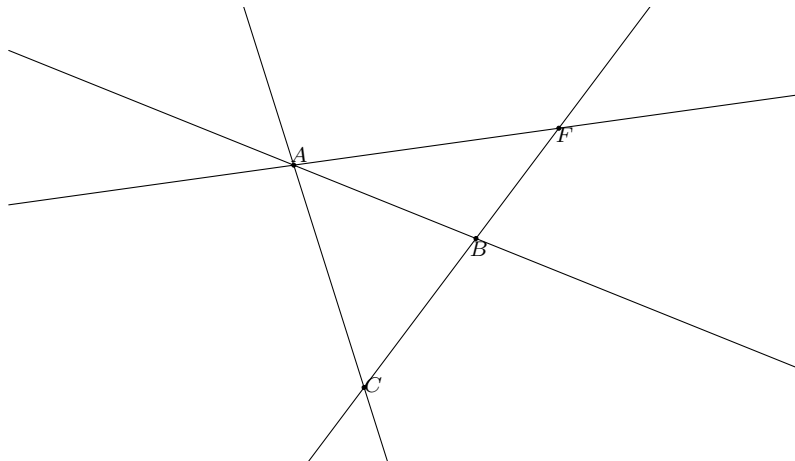


Figure 9

Finally, if \mathfrak{m} is a triple point on D_1 , then everything reduces to the triangle with vertices A, B, C .

3.2 Degenerations associated to D_2

This case has an easy geometric interpretation, namely it happens when the points D, E, F are collinear, i.e. to begin with we get a Menelaus configuration. It implies that some points and lines in the generic configuration coincide. In fact there are only six lines left. They intersect in 4 triple and 3 double points. This is indicated in Figure 10.

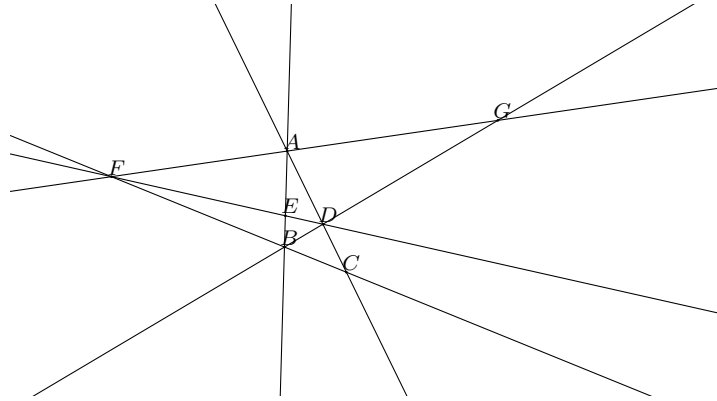


Figure 10

3.3 Degenerations associated to divisor D_3

The last degenerating condition is *iii*). Interesting phenomena in this case is that points E, Q, R, S coincide so that the point E turns to a sixtuple point, there are 15 triple points in this configuration and 6 double points, which are not named in Figure 11 indicating the incidences in this case.

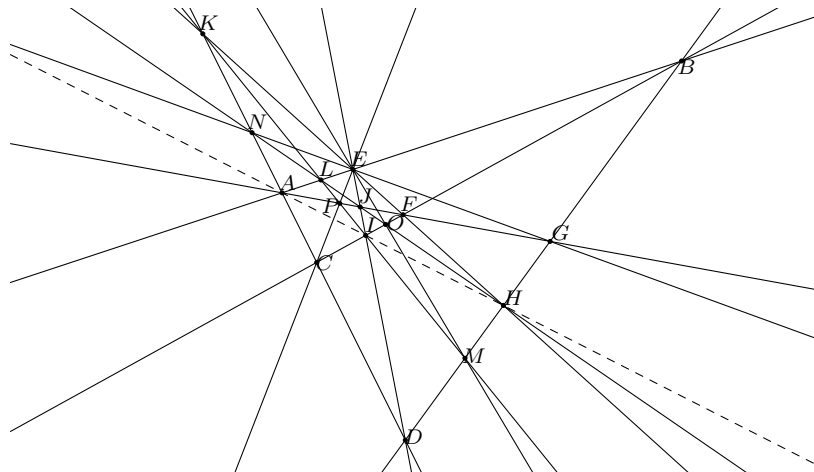


Figure 11

Note that, compared to the general case, there are additional collinearities of points: NEG , CEP , EMO and AIH . The last mentioned line is not a line of the original configuration. We present incidences of this degeneration in Table 1.

The incidences between the divisors D_1, \dots, D_3 are explained in the next remark.

Remark 3.1. The intersection locus Z of any two divisors D_i, D_j is contained also in the third divisor D_k , for $\{i, j, k\} = \{1, 2, 3\}$ and this set Z is contained in the singular locus of divisor D_1 . The degenerations corresponding to points in Z (away of triple points of D_1) are indicated in Figure 9.

In this case both conditions are equivalent to $a_1 b_1 c_1 = a_2 b_2 c_2$.

We conclude this section by the following observation.

Corollary 3.2. *None of degenerate configurations provides a counterexample to the containment problem. This shows in particular that being a counterexample configuration is not a closed condition.*

	AC	AB	BC	AF	BD	EF	DE	HJ	IK	EG	CE	EM
A	+	+		+								
B		+	+		+							
C	+		+								+	
D	+				+		+					
E		+				+	+			+	+	+
F			+	+		+						
G				+	+					+		
H					+	+		+				
I			+				+		+			
J				+			+	+				
K	+					+			+			
L		+						+	+			
M					+				+			+
N	+							+		+		
O			+					+				+
P				+					+		+	

Table 1: Incidence table for degeneration iii)

Proof. Since we have concrete coordinates to work with, the claim can be easily checked with a symbolic algebra program, we used Singular [5]. \square

4 Constructions of 15 lines with 31 triple points

The configuration we are now interested in is visualized in Figure 12. For clarity the points in the figure are labeled by numbers only. The number i in the picture corresponds to the point P_i in the text below.

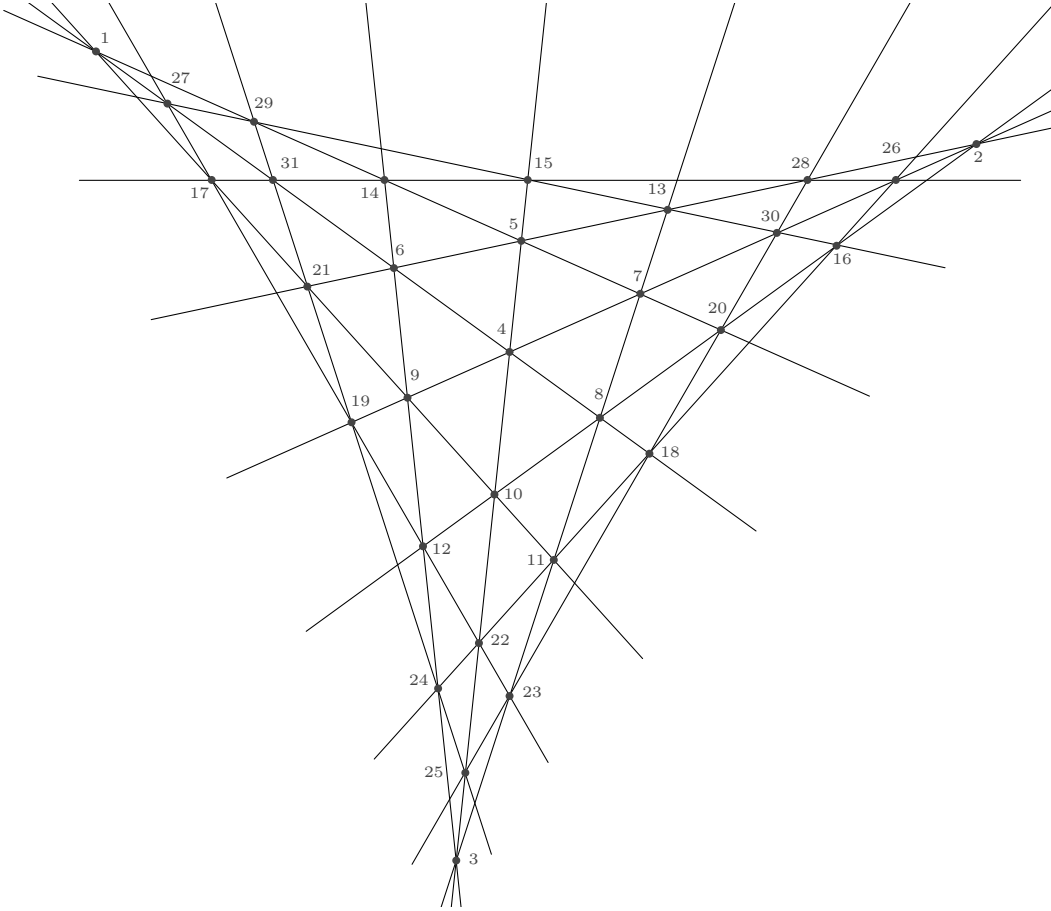


Figure 12

4.1 Construction

In this section we construct a configuration of 15 lines with 31 triple points using the algebraic method. To begin with let P_1, P_2, P_3 and P_4 be the standard points, i.e.

$$P_1 = (1 : 0 : 0), \quad P_2 = (0 : 1 : 0), \quad P_3 = (0 : 0 : 1), \quad P_4 = (1 : 1 : 1).$$

Then we have the following equations of lines

$$P_1P_4 : -y + z = 0, \quad P_2P_4 : x - z = 0, \quad P_3P_4 : -x + y = 0.$$

On the line P_3P_4 we choose a point P_5 distinct from the fundamental points. Thus we may assume that its coordinates are:

$$P_5 = (a : a : 1)$$

with $a \notin \{0, 1\}$. Hence we obtain the following equations of lines

$$\begin{aligned} P_1P_5 & : -y + az = 0, \\ P_2P_5 & : x - az = 0, \end{aligned} \tag{10}$$

which gives us coordinates of the points

$$\begin{aligned} P_6 = P_1P_4 \cap P_2P_5 & = (a : 1 : 1), \\ P_7 = P_2P_4 \cap P_1P_5 & = (1 : a : 1). \end{aligned}$$

Then we obtain the following equations of the lines and coordinates of points

$$\begin{aligned}
P_3P_6 & : -x + ay = 0, \\
P_3P_7 & : ax - y = 0, \\
P_8 = P_1P_4 \cap P_3P_7 & = (1 : a : a), \\
P_2P_8 & : ax - z = 0, \\
P_9 = P_2P_4 \cap P_3P_6 & = (a : 1 : a), \\
P_1P_9 & : -ay + z = 0, \\
P_{10} = P_2P_8 \cap P_3P_4 & = (1 : 1 : a).
\end{aligned}$$

Fact 4.1. The incidence $P_{10} \in P_1P_9$ follows from above choices.

Further we obtain coordinates of the points

$$\begin{aligned}
P_{11} = P_3P_7 \cap P_1P_9 & = (1 : a : a^2), \\
P_{12} = P_3P_6 \cap P_2P_8 & = (a : 1 : a^2), \\
P_{13} = P_2P_5 \cap P_3P_7 & = (a : a^2 : 1), \\
P_{14} = P_1P_5 \cap P_3P_6 & = (a^2 : a : 1).
\end{aligned}$$

Now we encounter the second choice in this construction. On the line P_3P_4 we choose a point P_{15} distinct from the fundamental points and the point P_5 . Thus we may assume that its coordinates are:

$$P_{15} = (b : b : 1)$$

with $b \notin \{0, 1, a\}$.

Then we obtain the following equations of lines and coordinates of points

$$\begin{aligned}
P_{14}P_{15} & : (-a + b)x + (a^2 - b)y + (-a^2b + ab)z = 0, \\
P_{13}P_{15} & : (-a^2 + b)x + (a - b)y + (a^2b - ab)z = 0, \\
P_{16} = P_2P_8 \cap P_{13}P_{15} & = (a - b : -a^3b + a^2b + a^2 - b : a^2 - ab), \\
P_{17} = P_1P_9 \cap P_{14}P_{15} & = (a^3b - a^2b - a^2 + b : -a + b : -a^2 + ab), \\
P_{11}P_{16} & : (-a^5b + a^4b + a^4 - a^3)x + (-a^3 + a^2b + a^2 - ab)y + \\
& \quad (a^3b - a^2b - ab + b)z = 0, \\
P_{12}P_{17} & : (-a^3 + a^2b + a^2 - ab)x + (-a^5b + a^4b + a^4 - a^3)y + \\
& \quad (a^3b - a^2b - ab + b)z = 0, \\
P_{18} & = P_1P_4 \cap P_{11}P_{16} = \\
& = (-a^3b + a^3 - a^2 + 2ab - b : -a^5b + a^4b + a^4 - a^3 : -a^5b + a^4b + a^4 - a^3), \\
P_{19} & = P_2P_4 \cap P_{12}P_{17} = \\
& = (-a^5b + a^4b + a^4 - a^3 : -a^3b + a^3 - a^2 + 2ab - b : -a^5b + a^4b + a^4 - a^3), \\
P_{20} = P_1P_5 \cap P_2P_8 & = (1 : a^2 : a), \\
P_{21} = P_2P_5 \cap P_1P_9 & = (a^2 : 1 : a),
\end{aligned}$$

$$\begin{aligned}
P_{18}P_{20} & : (a^7b - 2a^6b - a^6 + a^5b - a^4)x + (-a^5b + 2a^4b - 2a^2b + ab)y + \\
& \quad (a^5 - a^4b - 2a^4 + 2a^3b + a^3 - a^2b)z = 0, \\
P_{19}P_{21} & : (-a^5b + 2a^4b - 2a^2b + ab)x + (a^7b - 2a^6b - a^6 + a^5b - a^4)y + \\
& \quad (a^5 - a^4b - 2a^4 + 2a^3b + a^3 - a^2b)z = 0, \\
P_{22} = P_3P_4 \cap P_{11}P_{16} & = (a^3b - a^2b - ab + b : a^3b - a^2b - ab + b : \\
& \quad a^5b - a^4b - a^4 + 2a^3 - a^2b - a^2 + ab).
\end{aligned}$$

Fact 4.2. Note that the incidence $P_{22} \in P_{12}P_{17}$ does not impose any additional conditions on a and b .

The coordinates of the remaining points are now easy to find:

$$\begin{aligned}
P_{23} = P_3P_7 \cap P_{12}P_{17} & = (-a^3b + a^2b + ab - b : -a^4b + a^3b + a^2b - ab : \\
& \quad -a^6b + a^5b + a^5 - a^4 - a^3 + a^2b + a^2 - ab), \\
P_{24} = P_3P_6 \cap P_{11}P_{16} & = (-a^4b + a^3b + a^2b - ab : -a^3b + a^2b + ab - b : \\
& \quad -a^6b + a^5b + a^5 - a^4 - a^3 + a^2b + a^2 - ab), \\
P_{25} = P_3P_4 \cap P_{18}P_{20} & = (a^5 - a^4b - 2a^4 + 2a^3b + a^3 - a^2b : \\
& \quad a^5 - a^4b - 2a^4 + 2a^3b + a^3 - a^2b : \\
& \quad -a^7b + 2a^6b + a^6 - 2a^5 - 2a^4b + a^4 + 2a^2b - ab), \\
P_{26} = P_2P_4 \cap P_{11}P_{16} & = (-a^3 + a^2b + a^2 - ab : \\
& \quad a^5b - a^4b - a^4 - a^3b + a^3 + a^2b + ab - b : \\
& \quad -a^3 + a^2b + a^2 - ab), \\
P_{27} = P_1P_4 \cap P_{12}P_{17} & = (a^5b - a^4b - a^4 - a^3b + a^3 + a^2b + ab - b : \\
& \quad -a^3 + a^2b + a^2 - ab : -a^3 + a^2b + a^2 - ab), \\
P_{28} = P_2P_5 \cap P_{14}P_{15} & = (a^3 - ab : a^2b + a^2 - 2ab : a^2 - b), \\
P_{29} = P_1P_5 \cap P_{13}P_{15} & = (a^2b + a^2 - 2ab : a^3 - ab : a^2 - b), \\
P_{30} = P_2P_4 \cap P_{13}P_{15} & = (a - b : -a^2b + a^2 + ab - b : a - b), \\
P_{31} = P_1P_4 \cap P_{14}P_{15} & = (-a^2b + a^2 + ab - b : a - b : a - b).
\end{aligned}$$

Fact 4.3. It is easy to see that $P_{25} \in P_{19}P_{21}$.

Finally we have to check under which conditions the following incidences are satisfied

$$\begin{aligned}
P_{23} \in P_{18}P_{20}, \quad P_{24} \in P_{19}P_{21}, \quad P_{26} \in P_{14}P_{15}, \quad P_{27} \in P_{13}P_{15}, \\
P_{28} \in P_{18}P_{20}, \quad P_{29} \in P_{19}P_{21}, \quad P_{30} \in P_{18}P_{20}, \quad P_{31} \in P_{19}P_{21}.
\end{aligned} \tag{11}$$

Evaluating algebraic conditions we obtain polynomial equations involving a and b and the smallest ideal that contains all these polynomials is the ideal generated by the polynomial

$$(a - 1)^2(a^4b - a^2b^2 - a^3 + a^2b - ab^2 + b^2).$$

Since by assumption $a \neq 1$, it must be

$$f := a^4b - a^2b^2 - a^3 + a^2b - ab^2 + b^2 = 0. \tag{12}$$

4.2 The parameter curve

The polynomial f in (12) defines a singular curve in the plane \mathbb{R}^2 with coordinates (a, b) . We want to pass to its smooth model. To this end we substitute

$$b = \frac{(a-1)aT + a^2 + a^4}{2(a^2 + a - 1)}$$

into the equation (12) and we get

$$(a-1)^2 a^2 (-a^4 - 2a^3 - 5a^2 + T^2 - 4a) = 0.$$

We can again localize at $a = 1$, so that it is enough to study the curve

$$C : T^2 = a(1+a)(4+a+a^2).$$

Performing additional substitutions

$$a = \frac{1}{X}, \quad T = \frac{2Y + X + 1}{X^2}$$

we obtain a smooth elliptic curve E in the canonical form

$$E : Y^2 + XY + Y = X^3 + X^2.$$

This is the parameter space for $B15$ configurations and thus Theorem B is proved.

It is known (see Cremona basis [3]) that E contains only 4 rational points. Each of them corresponds to forbidden values of a and b . Thus Corollary 1.3 follows.

Acknowledgement. We would like to thank Maciej Ulas for helping us with arithmetic questions. We thank also Tomasz Szemberg for valuable conversations.

References

- [1] Baralić, D., Spasojević, I.: Illumination of Pascals Hexagrammum and Octagrammum Mysticum, *Discrete Comput Geom* (2015) 53, 414–427
- [2] Bauer, Th., Harbourne, B., Knutsen, A. L., Küronya, A., Müller-Stach, S., Roulleau, X., Szemberg, T.: Negative curves on algebraic surfaces, *Duke Math. J.* 162 (2013), 1877–1894
- [3] Cremona, J.E.: Elliptic Curve Data, <http://johncremona.github.io/ecdata/>
- [4] Czapliński, A., Głowska-Habura, A., Malara, G., Lampa-Baczyńska, M., Łuszcz-Świdecka, P., Pokora, P., Szpond, J.: A counterexample to the containment $I^{(3)} \subset I^2$ over the reals, *Adv. Geometry* 16 (2016), 77–82
- [5] Decker, W.; Greuel, G.-M.; Pfister, G.; Schönemann, H.: SINGULAR 4-0-2 — A computer algebra system for polynomial computations. <http://www.singular.uni-kl.de> (2015).
- [6] Dumnicki, M., Harbourne, B., Nagel, U., Seceleanu, A., Szemberg, T., Tutaj-Gasińska, H.: Resurgences for ideals of special point configurations in \mathbb{P}^N coming from hyperplane arrangements, *J. Algebra* 443 (2015), 383–394
- [7] Dumnicki, M., Szemberg, T., Tutaj-Gasińska, H.: Counterexamples to the $I^{(3)} \subset I^2$ containment, *J. Algebra* 393 (2013), 24–29.
- [8] Green, B., Tao, T.: On sets defining few ordinary lines, *Discrete Comput Geom* 50 (2013), 409–468.

- [9] Harbourne, B., Seceleanu, A.: Containment counterexamples for ideals of various configurations of points in \mathbb{P}^N , J. Pure Appl. Algebra 219 (2015), 1062–1072.
- [10] Szemberg, T., Szpond, J.: On the containment problem, arXiv:1601.01308
- [11] Tao, T.: Algebraic combinatorial geometry: the polynomial method in arithmetic combinatorics, incidence combinatorics, and number theory, EMS Surv. Math. Sci. 1 (2014), 1–46.

Magdalena Lampa-Baczyńska, Justyna Szpond, Institute of Mathematics Pedagogical University of Cracow, Podchorążych 2, PL-30-084 Kraków, Poland

E-mail address: `lampa.baczynska@wp.pl`

E-mail address: `szpond@up.krakow.pl`