

Deflection of light ray due to a charged body using Material Medium Approach

Saswati Roy¹ and A. K. Sen²

Physics Department, Assam University, Silchar-788011, India

E-mail: ¹ sr.phy2011@yahoo.com, ² asokesen@yahoo.com

August 2015

Abstract. The gravitational deflection of light ray is an important prediction of General Theory of Relativity. In this paper we develop analytical expression of the deflection of light ray without any weak field approximation due to a charged gravitating body represented by Reissner-Nordström (RN) and Janis-Newman-Winicour (JNW) space time geometry, using material medium approach. It is concluded that although both the geometries represent the charged, non-rotating, spherically symmetric gravitating body, but the effect of charge on the gravitational deflection is just opposite to each other. The gravitational deflection decreases with charge in the RN geometry and increases with charge in the JNW geometry. The calculations obtained here are compared with other methods done by different authors. The formalism is applied to an arbitrary selected pulsar *PSRB1937 + 21* as a gravitating body, as a test case.

PACS numbers: 95.30.Sf, 04.70.-s, 04.20.Jb, 04.25.D

Keywords: Deflection of light ray; Reissner-Nordström (RN) metric; Janis-Newman-Winicour (JNW) metric; Material Medium Approach.

Submitted to: *Class. Quantum Grav.*

1. Introduction

One of the striking predictions of General Theory of Relativity is the deflection of light ray in the presence of a gravitating mass. The predictions of gravitational effect on light, began by Einstein in 1913 and was confirmed by Eddington in 1919, during the total solar eclipse.

In this paper we have used the *Material Medium Approach* to find the deflection of light ray due to a charged gravitating body represented by Reissner-Nordström (RN) space-time and Janis-Newman-Winicour (JNW) space time, without assuming any weak field approximation. The material medium approach is different from conventional null geodesic approach, through which the deflection of light ray can be calculated. The material medium approach has been used by several researchers (details in Section 2),

where the effect of gravity is viewed as a change in the refractive index of the medium through which light is travelling.

The Reissner-Nordström (RN) metric[1, 2] and Janis-Newman-Winicour (JNW) metric[3] both are static solution of Einstein-Maxwell field equation for a charged, non-rotating, spherically symmetric gravitating body. The RN solution has an event horizon and a Cauchy horizon but JNW solution has a curvature singularity and a naked singularity. If there is no charge, both the solutions reduce to the Schwarzschild solution.

The concept of scalar field theory came before the general theory of relativity. In 1956 O. Bergmann[4] discussed the scalar field theory as a theory of Gravitations and in 1957 O. Bergmann and R. Leipnik[5] discussed the field equations of a static spherically symmetric scalar field. Many authors[6, 7, 8, 9] studied the field of charged particles in General Relativity.

Role of scalar field in Gravitational lensing by JNW black hole was discussed by Virbhadra *et.al*[10] in 1998. In 2002 Eiroa *et.al*[11] discussed about the Gravitational lensing by RN black hole in strong field limit. The two groups of authors studied the null geodesics in a general static spherically symmetric spacetime and calculated the Einstein's deflection angle. Further they discussed about the image formation and lensing effect. In 2000 Virbhadra and Ellis[12] first defined the photon sphere which is the starting point of the strong field limit expansion and in the next paper Claudel, Virbhadra and Ellis[13] discussed the geometry of photon surfaces and calculated the radius of the photon sphere in different space-time. In 2002, Virbhadra and Ellis[14] discussed the gravitational lensing by naked singularities. In the same year, Bozza[15] extended the analytical theory of strong lensing for a general class of static spherically symmetric matrices. In 2003 Bhadra[16] also discussed the lensing effect in the strong gravity regime due to a charged black hole in case of strong field limit. Recently, Amore and Arceo in 2006[17] considered the gravitational lensing for different black holes including RN metric type and JNW metric type. In 2012 Chowdhury *et.al*[18] studied the circular geodesics in the JNW and Gamma metric space-time. In 2014 Chakraborty and SenGupta[19] estimated the perihelion precession and bending of light due to charged black hole using RN metric and showed that perihelion shift decreases with the increase of charge and bending of light is almost similar to that by Schwarzschild field at a large distance from the source.

The present paper is organized as follows: In section2.1 we describe the RN and JNW space time. In section2.2 we obtain the velocity and refractive index due to RN and JNW geometry and explain the effects by plotting graphs. In a separate section 2.3 we obtain the deflection angle and describe the results obtained by RN and JNW geometry. In section 2.4 we compared the refractive index and bending angle due to a charged gravitating body for both the space time with other methods and by other authors. Finally in section 3 we make discussion and draw conclusions on our result.

2. Optical medium approach

The deflection of light ray can be obtained by the most general method as null geodesic. As already outlined in section 1, the Optical Medium Approach is an alternate method by which also we can calculate the gravitational deflection of light ray. In this method the gravitational effect is represented by an equivalent refractive index of the medium. Thus if a ray of light passes through a material medium, the light ray will deviate due to the variation of the refractive index of the corresponding media. This method was first introduced by Tamm[20] in 1924. Balaz[21] in 1958 considered that if an electro magnetic wave passed through the gravitational field of an rotating body, then the polarization vector gets rotated. In 1960 Plebanski[22] studied the scattering of light ray by gravitational field. On the level of geometrical optics the author formulated the generalized form of the Einstein's deflection angle and examined the direction of the plane of polarization. Felice[23] in 1971 used the concept of equivalent material medium to deduce the refractive index and the deflection angle of a light ray in a static and spherically symmetric space time. B. Mashhoon[24, 25] obtained the scattering cross section and polarization of the scattered wave by Schwarzschild and Kerr gravitating body. Fischbach and Freeman[26] in 1980 used the same approach and obtained the refractive index and deflection upto 2nd order in Schwarzschild geometry. Evans, Rosenquist, Nandi and Islam[27, 28, 29, 30] used the Fermat's principle to calculate the effective refractive index to derive the deflection angle in Schwarzschild geometry for massless and massive particles. P.M. Alsing[31] in 1998 extended the formalism of Evans, Nandi and Islam[31] in case of Kerr field geometry. Sereno[32, 33] is also used the Fermat's principle to discuss the gravitational lensing and Faraday rotation in the weak field limit. In 2004, Sereno[34] discussed the gravitational lensing in weak field limit of RN metric and used Fermat's principle to calculate the deflection angle. Ye and Lin[35] in 2008 discussed the exterior and interior solution of the refractive index for a static spherically symmetric gravitational field and found the most general formula of refractive index in terms of potential in weak field limit and also discussed the effect of lensing.

Very recently *Material Medium Approach* was used by Sen[36] and Roy and Sen[37] to calculate the light deflection angle due to a gravitating body represented by Schwarzschild and Kerr space-time geometry respectively.

2.1. Reissner-Nordström (RN) space-time and Janis-Newman-Winicour (JNW) space-time

The Reissner-Nordström space-time is the spherically symmetric solution of coupled equations of Einstein and of Maxwell. A non-rotating black hole with gravitational mass m and a charge length Q can be represented by a Reissner-Nordström(RN)[1, 2] line element. In Boyer-Lindquist co-ordinates (ct, r, θ, ϕ) [38] the RN metric is in the form[39]:

$$ds^2 = (1 - \frac{2m}{r} + \frac{Q^2}{r^2})c^2 dt^2 - (1 - \frac{2m}{r} + \frac{Q^2}{r^2})^{-1} dr^2 - r^2(d\theta^2 + \sin^2 \theta d\phi^2)$$

where $Q^2 = \frac{Ge^2}{4\pi\epsilon_0 c^4}$ and e is the scalar charge, $\frac{1}{4\pi\epsilon_0}$ is the coulomb force-constant, G is the gravitational constant, c is the speed of light. Q has the dimension of length. Further, $2m = r_g$ and r_g is the Schwarzschild radius $= \frac{2GM}{c^2}$.

This metric has an event horizon at $r_+ = m + \sqrt{m^2 - Q^2}$ and a Cauchy horizon at $r_- = m - \sqrt{m^2 - Q^2}$. For $Q^2 > m^2$, r_+ or r_- has no real solution and hence Q has a limit as $Q^2 \leq m^2$. Thus event horizon exists for $0 \leq Q^2 \leq m^2$ and Cauchy horizon exists for $0 \leq Q^2 \leq m^2$.

Photon sphere is a region where light travels in close orbits due to strong gravitational effect of the gravitating body. Thus it is the minimum radius of the stable orbit. The radius of the photon sphere of this metric is[13]

$$r_{ps}^{\pm} = \frac{3m \pm \sqrt{9m^2 - 8Q^2}}{2} \quad (2)$$

Thus the surface S^+ for radius r_{ps}^+ exists for $0 \leq Q^2 \leq 9/8m^2$. And the surface S^- for radius r_{ps}^- exists for $0 < Q^2 \leq 9/8m^2$. Both the surfaces S^+ and S^- coincide for $Q^2 = 9/8m^2$.

Jenis-Newman-Winicour (JNW) space-time[3] on the other hand also represents the most general spherically symmetric, static and asymptotically flat solution of Einstein's field equation which is coupled to a massless scalar field. The JNW solution in the co-ordinates (ct, r, θ, ϕ) can be represented by the line element[10]

$$ds^2 = (1 - \frac{l}{r})^\gamma c^2 dt^2 - (1 - \frac{l}{r})^{-\gamma} dr^2 - r^2(1 - \frac{l}{r})^{1-\gamma}(d\theta^2 + \sin^2 \theta d\phi^2) \quad (3)$$

with scalar field

$$\Phi = \frac{Q}{l\sqrt{4\pi}} \ln(1 - \frac{l}{r}) \quad (4)$$

where

$$l = 2\sqrt{m^2 + Q^2} \quad (5a)$$

and

$$\gamma = \frac{2m}{l} = \frac{m}{\sqrt{m^2 + Q^2}} \quad (5b)$$

When $Q = 0$, $\gamma = 1$ and finally the JNW metric also goes to the Schwarzschild metric. The JNW metric has a curvature singularity at $r = l$ i.e. r has a limit as $l < r < \infty$.

The radius of the photon sphere of this geometry is[13]

$$\begin{aligned}
r_{ps} &= \frac{l(1+2\gamma)}{2} \\
&= \sqrt{m^2 + Q^2} \left(1 + \frac{2m}{\sqrt{m^2 + Q^2}}\right) \\
&= 2m + \sqrt{m^2 + Q^2}
\end{aligned} \tag{6}$$

which exists only for $\frac{1}{2} < \gamma \leq 1$ i.e. for $0 \leq Q^2 < 3m^2$ which is mentioned as a weak naked singularity. If we consider the value of $\gamma \leq 1/2$ then we will get the strong naked singularity. Naked singularity may or may not be within photon sphere. If the singularity point is within photon sphere then it is called as weak naked singularity. If the singularity point is not covered by any photon sphere then it is called as strong naked singularity[13].

2.2. Refractive index as calculated in RN and JNW space-time

By following the same procedure as Sen[36] and Roy and Sen[37] we can get the isotropic form of the line element in the field of RN space-time and JNW space-time in terms of (ct, ρ, θ, ϕ) as

$$ds^2 = \frac{(1 - \frac{m^2 - Q^2}{4\rho^2})^2}{(1 + \frac{m}{\rho} + \frac{m^2 - Q^2}{4\rho^2})^2} c^2 dt^2 - (1 + \frac{m}{\rho} + \frac{m^2 - Q^2}{4\rho^2})^2 \{d\rho^2 + \rho^2(d\theta^2 + \sin^2 \theta d\phi^2)\} \tag{7}$$

and

$$ds^2 = (\frac{1 - l/4\rho}{1 + l/4\rho})^{2\gamma} c^2 dt^2 - (1 + \frac{l}{4\rho})^{2(1+\gamma)} (1 - \frac{l}{4\rho})^{2(1-\gamma)} (d\rho^2 + \rho^2(d\theta^2 + \sin^2 \theta d\phi^2)) \tag{8}$$

respectively.

To get the isotropic form of the line element in terms of (ct, ρ, θ, ϕ) we have introduced a new co-ordinate as

$$\rho = \frac{1}{2}(r - m \pm \sqrt{r^2 - 2mr + Q^2}) \tag{9a}$$

or

$$r = \rho(1 + \frac{m}{\rho} + \frac{m^2 - Q^2}{4\rho^2}) \tag{9b}$$

for RN space-time and

$$\rho = \frac{1}{2}[(r - \frac{l}{2}) + r^{\frac{1}{2}}(r - l)^{\frac{1}{2}}] \tag{10a}$$

or

$$r = \rho(1 + \frac{l}{4\rho})^2 \tag{10b}$$

for JNW space-time.

In a spherical coordinate system $ds^2 = f(\rho)dt^2 - d\vec{\rho}^2$ where the quantity $d\vec{\rho}^2 = \{d\rho^2 + \rho^2(d\theta^2 + \sin^2\theta d\phi^2)\}$ has the dimension of the square of the infinitesimal length vector $\vec{\rho}$. Thus, by setting $ds = 0$, the velocity of light can be identified as $v(\rho) = \sqrt{f(\rho)}$ (Sen[36]). Now from the above isotropic expression the velocity of light ray in terms of ρ can be written as:

$$v(\rho) = \frac{(1 - \frac{m^2 - Q^2}{4\rho^2})}{(1 + \frac{m}{\rho} + \frac{m^2 - Q^2}{4\rho^2})^2} c \quad (11)$$

for RN space-time.

Again

$$v(\rho) = \frac{(1 - \frac{l}{4\rho})^{2\gamma-1}}{(1 + \frac{l}{4\rho})^{2\gamma+1}} c \quad (12)$$

for JNW space-time.

So with the value of ρ as in Eqn. (9a) and (10a), the velocity $v(r, Q)$ in terms of r and Q becomes

$$v(r, Q) = \frac{r^2 - rr_g + Q^2}{r^2} c \quad (13)$$

and

$$\begin{aligned} v(r, Q) &= \left(\frac{r-l}{r}\right)^\gamma c \\ &= \left(\frac{r - \sqrt{r_g^2 + 4Q^2}}{r}\right)^{\frac{r_g}{\sqrt{r_g^2 + 4Q^2}}} c \end{aligned} \quad (14)$$

where we have substituted the value of $l = 2\sqrt{m^2 + Q^2}$, $\gamma = \frac{2m}{l}$ and $m = \frac{r_g}{2}$.

Therefore the refractive index of light ray, $n(r, Q)$ can be expressed by the relation

$$n(r, Q) = \frac{r^2}{r^2 - rr_g + Q^2} \quad (15)$$

for RN space-time.

And

$$n(r, Q) = \left(\frac{r}{r - \sqrt{r_g^2 + 4Q^2}}\right)^{\frac{r_g}{\sqrt{r_g^2 + 4Q^2}}} \quad (16)$$

for JNW space-time.

Replacing r/r_g by x and Q/r_g by q , the above expression of refractive indices become:

$$n(x, q) = \frac{1}{1 - \frac{1}{x} + \frac{q^2}{x^2}} \quad (17)$$

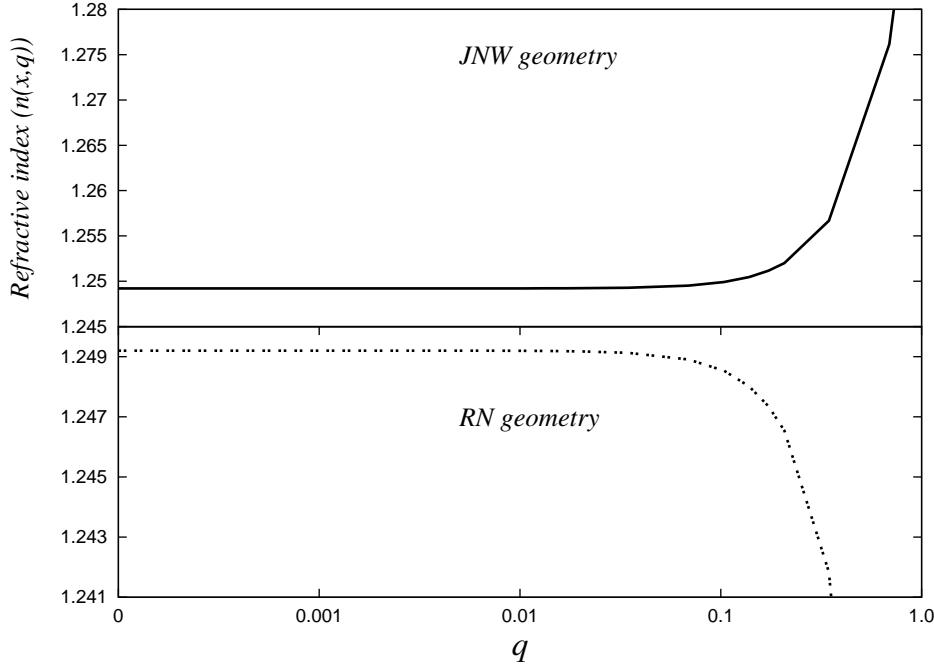


Figure 1. Refractive index($n(x, q)$) as a function of q for an arbitrarily selected pulsar PSRB 1937+21.

for RN space-time.

And

$$n(x, q) = \left(\frac{1}{1 - \frac{1}{x}\sqrt{1 + 4q^2}} \right)^{\frac{1}{\sqrt{1 + 4q^2}}} \quad (18)$$

for JNW space-time.

Now at $Q = 0$ (or $q = 0$), the Reissner-Nordström space-time and Janis-Newman-Winicour space-time, both become the Schwarzschild space-time, so that the velocity and refractive index become

$$v(x) = \frac{r - r_g}{r} c \quad (19)$$

and

$$n(x) = \frac{r}{r - r_g} \quad (20)$$

which are exactly same as the velocity and refractive index calculated by Sen[36] for Schwarzschild space-time.

Now we will study the variation of refractive index ($n(x, q)$) as a function of q . As a test case, we consider a pulsar *PSRB 1937+21* [41] as the charged gravitating body. This pulsar is of mass $1.35M_\odot$, it has time period 1.55 ms and physical radius 20 Km (Nunez *et al.*[42]).

Fig. 1 shows the variation of refractive index ($n(x, q)$) with normalized charge radius q in RN geometry and JNW geometry. RN geometry explains the decrease of

refractive index with the increase of q and at $q = 0$ the value of refractive index is maximum. According to RN geometry, it has two horizons and accordingly has some limitation to choose the value of Q as $Q^2 \leq m^2$ or $Q^2 \leq 0.25r_g^2$ so that $q^2 \leq 0.25$. Here we have chosen the value of Q accordingly for the given pulsar, so that the maximum value is $q = 0.5$ or $Q = 1.99$ km as the value of Schwarzschild radius, r_g of that pulsar is approximately 3.989 km.

In JNW geometry with the increase of q , refractive index increases and at $q = 0$ the value of refractive index is minimum. JNW metric has a curvature singularity at $r = l$ and a naked singularity at $1/2 < \gamma \leq 1$ which gives $0 \leq Q^2 < 3m^2$ or $0 \leq Q^2 < 0.75r_g^2$, so that $q^2 < 0.75$ (expression for l and γ are given in Eqn.(5a) and (5b)). We have also considered the maximum value of Q as 3.4 km or $q = 0.85$ remembering such conditions.

2.3. Calculation of deflection of light ray from refractive index

Using the expression of refractive index the trajectory of light ray can be written as[35, 36, 37, 40]:

$$\Delta\psi = 2 \int_b^\infty \frac{dr}{r \sqrt{\left(\frac{n(r).r}{n(b).b}\right)^2 - 1}} - \pi \quad (21)$$

As reported earlier by Sen[36] and Roy and Sen[37], in the present paper also we are considering that the light is approaching from asymptotic infinity ($r = -\infty$) towards the gravitating body and then it goes to $r = +\infty$ after undergoing certain amount of deflection ($\Delta\psi$). Here, the gravitating body is characterized by the Schwarzschild radius r_g and the charge length Q . Here the closest distance of approach or the impact parameter (b) is considered as the physical radius of the gravitating body. When the light ray passes through the closest distance of approach, the tangent to the trajectory becomes perpendicular to the vector \vec{r} (which is \vec{b}).

Now we change the variable from r to $x = \frac{r}{r_g}$ according as the Roy and Sen[37], so that $dr = r_g dx$ and the corresponding limit changes to $x = \frac{b}{r_g} = v$ and $x = \infty$, as the limit of r changes from $r = b$ and $r = \infty$.

Therefore, the value of deflection can be written as :

$$\begin{aligned} \Delta\psi &= 2n(v, q)v \int_v^\infty \frac{dx}{x \sqrt{(n(x, q)x)^2 - (n(v, q)v)^2}} - \pi \\ &= 2I - \pi \end{aligned} \quad (22)$$

where

$$\begin{aligned} I &= n(v, q)v \int_v^\infty \frac{dx}{x \sqrt{(n(x, q)x)^2 - (n(v, q)v)^2}} \\ &= D \int_v^\infty \frac{dx}{x \sqrt{(n(x, q)x)^2 - D^2}} \end{aligned} \quad (23)$$

where we have substituted $n(v, q)v = D$.

2.3.1. RN space time The general expression of refractive index due to charged body in Reissner Nordström space time is represented by equation(15) or (17). Now, by substituting the value of $n(x, q)$ in the above equation (23) we get the deflection of light ray in the field of Reissner-Nordström space-time as

$$\Delta\psi = D_r \int_0^a \frac{(z - 2q^2 z^2)}{\sqrt{1 - D_r^2 z^2 (1 - z + q^2 z^2)^2}} dz \quad (24)$$

To get the above equation (24) from equation (23) we have done some algebraic calculations and the details of the calculation are given in Appendix A.

2.3.2. JNW space time The refractive index in JNW space time is expressed by the equation(16) or (18). Thus with the value of refractive index ($n(x, q)$) and equation (23) the value of deflection of light ray in the field of JNW space time as

$$\Delta\psi = 2D_j \int_0^a \frac{z(1 - z\sqrt{1 + 4q^2})^{\frac{1}{\sqrt{1+4q^2}}-1}}{\sqrt{1 - D_j^2 z^2 (1 - z\sqrt{1 + 4q^2})^2 / \sqrt{1+4q^2}}} dz \quad (25)$$

Here also the details of the calculation are given in Appendix B.

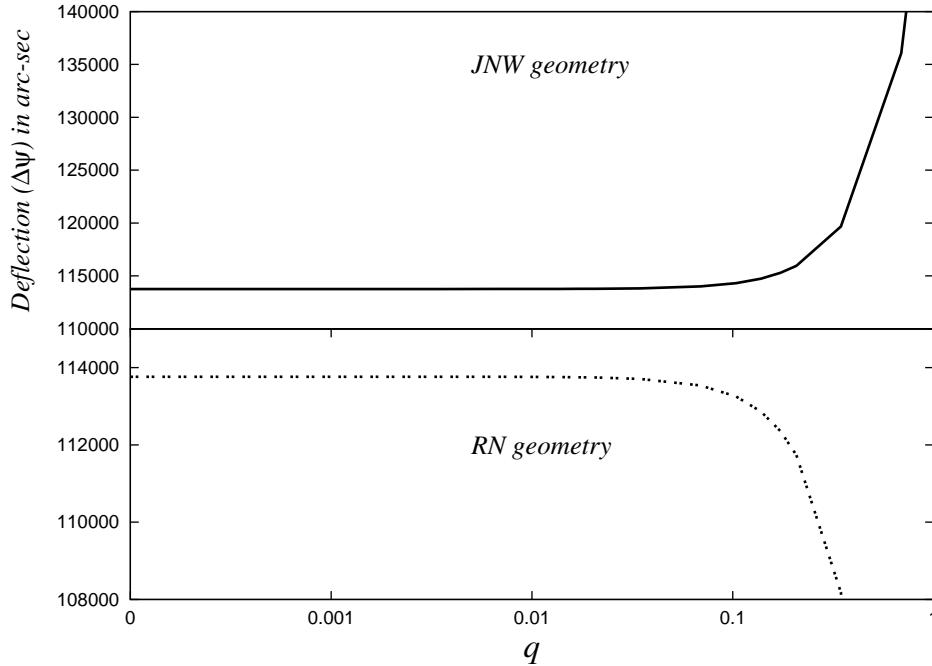


Figure 2. Deflection($\Delta\psi$) as a function of q for an arbitrarily selected pulsar PSRB 1937+21.

The above expressions (24) and (25) have been obtained without applying any weak field approximation at any stage. Thus, we may consider, these are the exact

expressions of deflection of light ray in RN and JNW space-time using an equivalent material medium approach.

Here also if we apply the boundary condition as $q = 0$, both the expressions (24) and (25) exactly match with the bending angle due to Schwarzschild metric as given by Sen[36].

Considering the impact parameter as the physical radius of the gravitating body the variations of deflection($\Delta\psi$) as a function of charge radius q , for RN and JNW geometry are shown in Fig. 2. It also shows that as the value of the q increases, the value of deflection decreases in RN geometry and increase in JNW geometry.

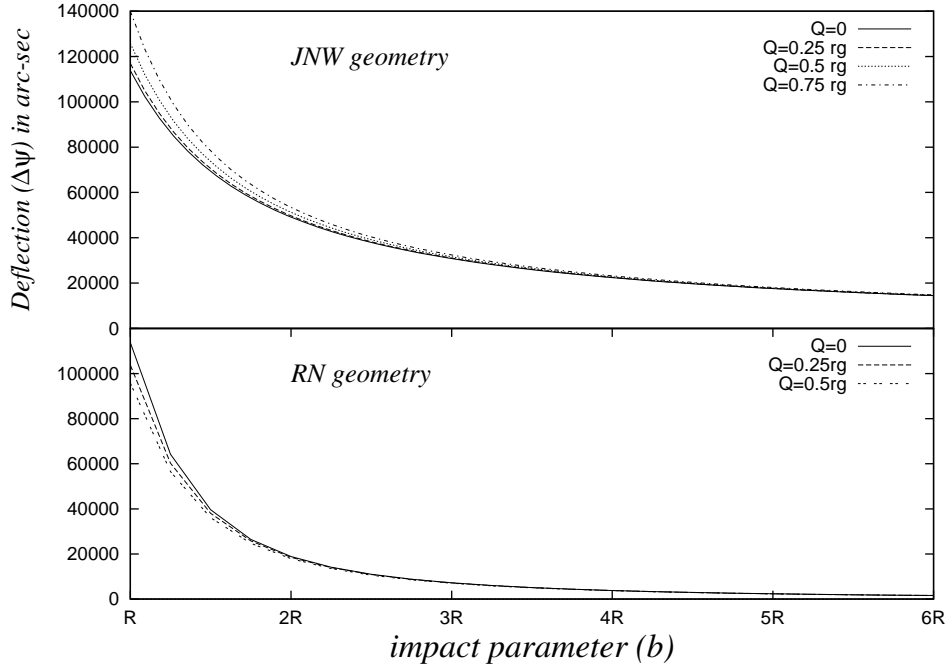


Figure 3. Deflection($\Delta\psi$) as a function of impact parameter(b) for an arbitrarily selected pulsar PSRB 1937+21.

The variations of deflection($\Delta\psi$) as a function of impact parameter (b) for different values of Q are shown in Fig. 3. Figure shows the variation in RN geometry and JNW geometry in lower and upper panel respectively. For RN geometry we have considered the value of Q as $0, 0.5m, 1.0m$ (as $Q^2 \leq m^2$) or $0, 0.25r_g, 0.5r_g$. And for JNW geometry the value of Q as $0, 0.5m, 1.0m, 1.5m$ (as $0 \leq Q^2 < 3m^2$) or $0, 0.25r_g, 0.5r_g, 0.75r_g$. As the value of b increases i.e. as we move towards asymptotically flat space, these curves merge into each other. The deflection with $Q = 0$ indicates the deflection with respect to the Schwarzschild geometry.

2.4. Comparison with other recent work

In our present work, we obtained the refractive index and angle of deflection of light ray due to RN space-time and JNW space-time following *Material Medium Approach*. We can compare our obtained results with others recent work.

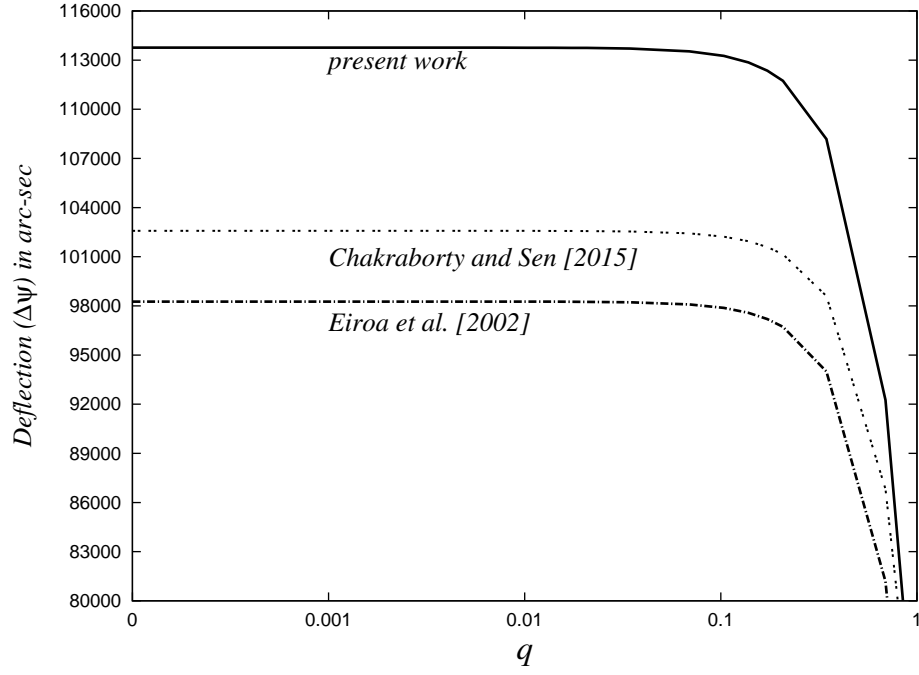


Figure 4. Deflection($\Delta\psi$) as a function of charge length(q) in RN geometry for an arbitrarily selected pulsar PSRB 1937+21.

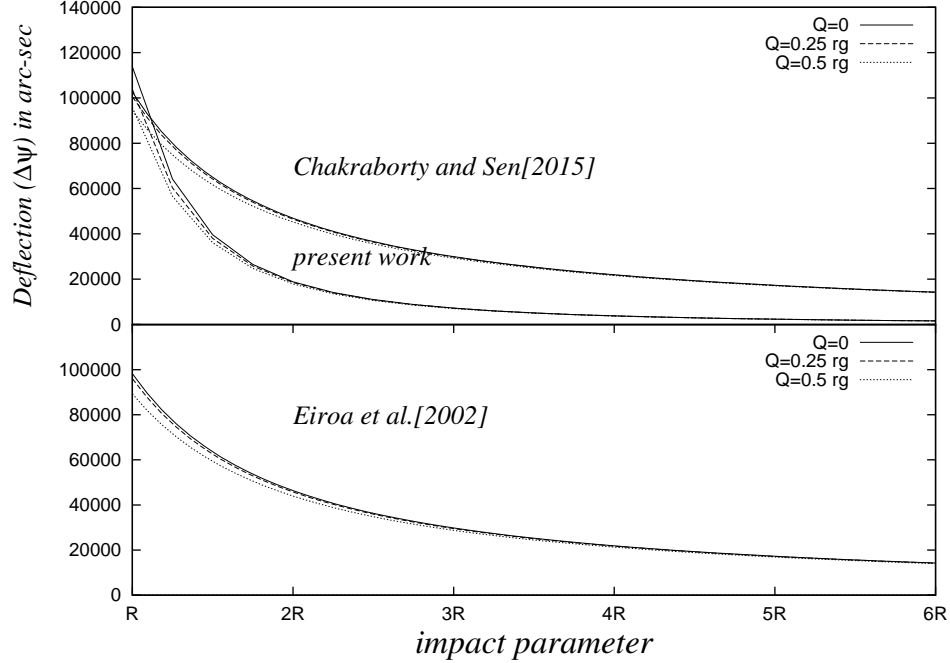


Figure 5. Deflection($\Delta\psi$) as a function of impact parameter in RN geometry for an arbitrarily selected pulsar PSRB 1937+21.

2.4.1. RN geometry : Sereno in 2004[34] studied the gravitational lensing by RN black hole in the weak field limit in quasi-Minkovskian co-ordinate. The author followed the Fermat's principle and obtained the approximated value of refractive index in quasi-

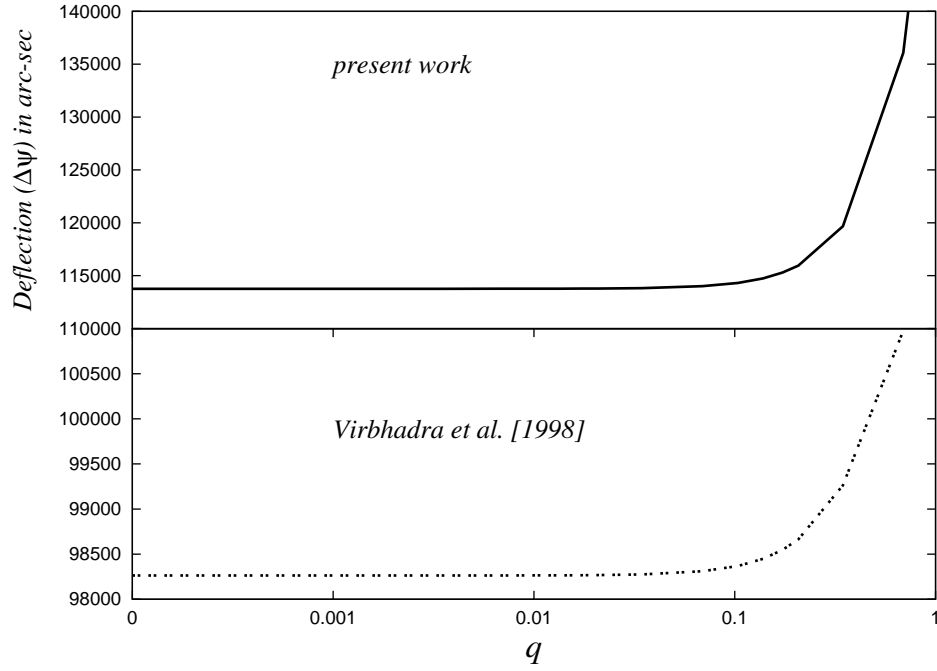


Figure 6. Deflection($\Delta\psi$) as a function of q in JNW geometry for an arbitrarily selected pulsar PSRB 1937+21.

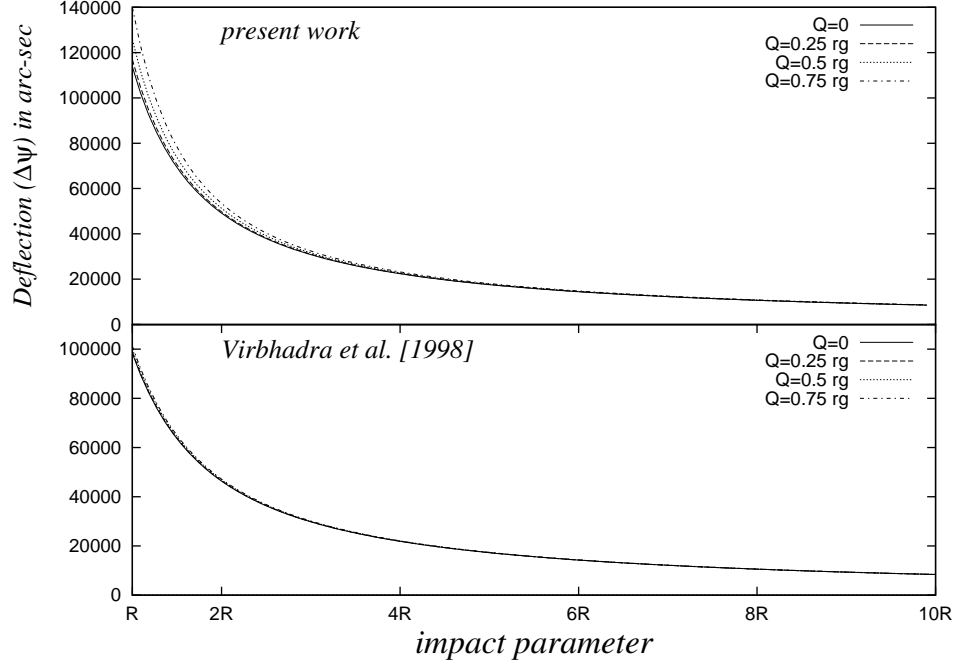


Figure 7. Deflection($\Delta\psi$) as a function of impact parameter in JNW geometry for an arbitrarily selected pulsar PSRB 1937+21.

Minkovskian co-ordinate(eqn.8[34]). But here we have calculated the exact value of refractive index in Boyer and Lindquist co-ordinate due to RN black hole. In 2002 Eiroa *et al.*[11] also studied the strong gravitational lensing by RN black hole using null

geodesic method in Boyer-Lindquist co-ordinate upto 2nd order of charge (eqn.55[11]). Very recently S. Chakraborty and A. K. Sen[43] also studied the deflection of light ray by Kerr-Newman geometry, using null geodesic method in Boyer-Lindquist co-ordinate upto 4th order of charge and mass. If we put rotation parameter equal to zero, we get the the deflection angle due to RN geometry (eqn.37[43]). In fig.4 and fig.5 we have plotted the deflection angle ($\Delta\psi$) as a function of charge radius (q) and impact parameter respectively using the expression of different authors. In both the figures the set of curves follow similar pattern, but the difference lies in the magnitude of deflection values. The reason could be due to the fact that, Eiroa *et al.*[11] calculated upto 2nd order of charge and Chakraborty and Sen[43] calculated upto 4th order of charge and mass. But in the present work we have not used any approximation to calculate the deflection angle. So our calculated values are claimed to be most exact so far.

2.4.2. JNW geometry : In 1998 Virbhadra *et al.*[10] calculated the Einstein deflection angle (up to second order) (eqn.24[10]) with JNW space-time using null geodesic method. In Fig.6 and Fig.7 we have plotted deflection angle as a function of charge radius and impact parameter calculated by Virbhadra *et al.*[10] and present work. Here also all the curves follow similar pattern, but the values of deflection angle differ between the curves. Virbhadra *et al.*[10] calculated only up to second order and we have not considered any approximation in our present calculation. So here again, our calculated values are claimed to be most exact.

From the above discussions, we may notice that the RN space-time and JNW space-time both are not similar kind of space-time although both represents the static solution of Einstein-Maxwell field equation for a charged, non-rotating and spherically symmetric gravitating body. With the increase of scalar charge the deflection angle decreases due to RN geometry and increases due to JNW geometry.

3. Discussion and conclusions

In this paper we have presented the light deflection angle due to a charged gravitating body in Reissner-Nordström space time and Janis, Newman and Winicour space time, following *Material Medium Approach*. We have calculated the refractive index and deflection angle for both the space time, without using any weak field approximation. The plots of deflection angle against charge and impact parameter, show the same pattern as obtained by the others using most conventional method of *Null geodesic*. From the results obtained in the present work, it is concluded that the bending angle decreases with the increase of charge in RN space time and increases with charge in JNW space time.

Acknowledgments

SR acknowledge Trishna Bordaloi and Samujwal Das, M.Sc. Student of Assam University, Silchar who had done M.Sc. project under this topic. SR deeply acknowledge S Chakraborty, Assam University, Silchar also for useful discussions. Finally we acknowledge grants from UGC-SAP under which the work was done.

Appendix A. Bending angle due to RN geometry

We rewrite the Eqn.(22) as

$$\Delta\psi = 2I - \pi \quad (\text{A.1})$$

where

$$\begin{aligned} I &= n(v, q)v \int_v^\infty \frac{dx}{x\sqrt{(n(x, q)x)^2 - (n(v, q)v)^2}} \\ &= D \int_v^\infty \frac{dx}{x\sqrt{(n(x, q)x)^2 - D^2}} \end{aligned} \quad (\text{A.2})$$

with $D = n(v, q)v$.

To evaluate the above integral, we follow a procedure similar to what was done by Sen[36] and Roy and Sen[37].

Thus with the value of refractive index from Eqn.(17) and $D = D_r$ (where $D_r = n(v, q)v$, $n(v, q)$ is the refractive index due to RN geometry at the limit of impact parameter) we have

$$\begin{aligned} I_r &= D_r \int_v^\infty \frac{dx}{x\sqrt{(\frac{1}{1-\frac{1}{x}+\frac{q^2}{x^2}})^2 x^2 - D_r^2}} \\ &= D_r \int_v^\infty \frac{1 - \frac{1}{x} + \frac{q^2}{x^2}}{x^2 \sqrt{1 - \frac{D_r^2(1-\frac{1}{x}+\frac{q^2}{x^2})^2}{x^2}}} dx \\ &= D_r \int_v^\infty \frac{1 - \frac{2}{x} + \frac{3q^2}{x^2} + \frac{1}{x} - \frac{2q^2}{x^2}}{x^2 \sqrt{1 - \frac{D_r^2(1-\frac{1}{x}+\frac{q^2}{x^2})^2}{x^2}}} dx \\ &= D_r \int_v^\infty \frac{(1 - \frac{2}{x} + \frac{3q^2}{x^2})}{x^2 \sqrt{1 - \frac{D_r^2(1-\frac{1}{x}+\frac{q^2}{x^2})^2}{x^2}}} dx + D_r \int_v^\infty \frac{\frac{1}{x} - \frac{2q^2}{x^2}}{x^2 \sqrt{1 - \frac{D_r^2(1-\frac{1}{x}+\frac{q^2}{x^2})^2}{x^2}}} dx \\ &= I_{r1} + I_{r2}(\text{say}) \end{aligned} \quad (\text{A.3})$$

The first part of the above integral i.e. I_{r1} can be evaluated by substitution method as follows:

Let, $p = \frac{D_r(1-\frac{1}{x}+\frac{q^2}{x^2})}{x}$ so that $dp = -\frac{D_r}{x^2}(1 - \frac{2}{x} + 3\frac{q^2}{x^2})dx$. Accordingly the limits of integration changes to $p = 0$ and $p = \frac{D_r}{v}(1 - \frac{1}{v} + \frac{q^2}{v^2}) = D_r \frac{1}{D_r} = 1$ as $D_r = n(v, q)v = \frac{1}{(1-\frac{1}{v}+\frac{q^2}{v^2})}v$.

So,

$$\begin{aligned} I_{r1} &= D_r \int_v^\infty \frac{(1 - \frac{2}{x} + \frac{3q^2}{x^2})}{x^2 \sqrt{(1 - \frac{D_r^2(1-\frac{1}{x}+\frac{q^2}{x^2})^2}{x^2}}} dx \\ &= \int_0^1 \frac{dp}{\sqrt{1-p^2}} \\ &= \frac{\pi}{2} \end{aligned} \tag{A.4}$$

Now by applying the change of variable $z = \frac{1}{x}$ (like it was done by Roy and Sen[37]) which implies $dz = -\frac{1}{x^2}dx$, we get the limits of integration changes to $z = 0$ and $z = 1/v = a$. Thus, we may write the above integral I_{r2} as

$$\begin{aligned} I_{r2} &= D_r \int_v^\infty \frac{\frac{1}{x} - \frac{2q^2}{x^2}}{x^2 \sqrt{(1 - \frac{D_r^2(1-\frac{1}{x}+\frac{q^2}{x^2})^2}{x^2}}} dx \\ &= D_r \int_0^a \frac{(z - 2q^2 z^2)}{\sqrt{1 - D_r^2 z^2 (1 - z + q^2 z^2)^2}} dz \end{aligned} \tag{A.5}$$

Therefore, from expression (A.1), the deflection of light ray in the field of Reissner-Nordström space-time can be expressed as

$$\begin{aligned} \Delta\psi &= 2\frac{\pi}{2} + 2D_r \int_0^a \frac{(z - 2q^2 z^2)}{\sqrt{1 - D_r^2 z^2 (1 - z + q^2 z^2)^2}} dz - \pi \\ &= 2D_r \int_0^a \frac{(z - 2q^2 z^2)}{\sqrt{1 - D_r^2 z^2 (1 - z + q^2 z^2)^2}} dz \end{aligned} \tag{A.6}$$

The above expression represents the light deflection angle due to charged gravitating mass in RN space time.

Appendix B. Bending angle due to JNW geometry

Here also we will follow the same procedure as Appendix A. Now with the value of refractive index from Eqn.(18) and $D = D_j$ (where $D_j = n(v, q)v$, $n(v, q)$ is the refractive index due to JNW geometry at the limit of impact parameter), we have

$$I_j = D_j \int_v^\infty \frac{dx}{x \sqrt{(n(x, q)x)^2 - D_j^2}}$$

$$\begin{aligned}
&= D_j \int_v^\infty \frac{dx}{x \sqrt{\left(\frac{1}{1-\frac{1}{x}}\sqrt{1+4q^2}\right)^{2/\sqrt{1+4q^2}} x^2 - D_j^2}} \\
&= D_j \int_v^\infty \frac{(1 - \frac{1}{x}\sqrt{1+4q^2})^{1/\sqrt{1+4q^2}}}{x^2 \sqrt{1 - \frac{D_j^2}{x^2} (1 - \frac{1}{x}\sqrt{1+4q^2})^{2/\sqrt{1+4q^2}}}} dx \\
&= D_j \int_v^\infty \frac{(1 - \frac{1}{x}\sqrt{1+4q^2})^{1/\sqrt{1+4q^2}} - \frac{1}{x} (1 - \frac{1}{x}\sqrt{1+4q^2})^{\frac{1}{\sqrt{1+4q^2}}-1}}{x^2 \sqrt{1 - \frac{D_j^2}{x^2} (1 - \frac{1}{x}\sqrt{1+4q^2})^{2/\sqrt{1+4q^2}}}} dx \\
&\quad + D_j \int_v^\infty \frac{\frac{1}{x} (1 - \frac{1}{x}\sqrt{1+4q^2})^{\frac{1}{\sqrt{1+4q^2}}-1}}{x^2 \sqrt{1 - \frac{D_j^2}{x^2} (1 - \frac{1}{x}\sqrt{1+4q^2})^{2/\sqrt{1+4q^2}}}} dx \\
&= I_{j1} + I_{j2} \tag{B.1}
\end{aligned}$$

Now, let

$$y = \frac{D_j}{x} (1 - \frac{1}{x}\sqrt{1+4q^2})^{1/\sqrt{1+4q^2}}$$

so that

$$\begin{aligned}
dy &= -\frac{D_j}{x^2} (1 - \frac{1}{x}\sqrt{1+4q^2})^{1/\sqrt{1+4q^2}} dx + \frac{D_j}{x^3} (1 - \frac{1}{x}\sqrt{1+4q^2})^{\frac{1}{\sqrt{1+4q^2}}-1} dx \\
&= -\frac{D_j}{x^2} \left[(1 - \frac{1}{x}\sqrt{1+4q^2})^{1/\sqrt{1+4q^2}} - \frac{1}{x} (1 - \frac{1}{x}\sqrt{1+4q^2})^{\frac{1}{\sqrt{1+4q^2}}-1} \right] dx
\end{aligned}$$

Thus the limit changes to $y = 0$ and $y = \frac{D_j}{v} (1 - \frac{1}{v}\sqrt{1+4q^2})^{1/\sqrt{1+4q^2}} = D_j \frac{1}{D_j} = 1$ as x changes to v and ∞ . So,

$$\begin{aligned}
I_{j1} &= D_j \int_v^\infty \frac{(1 - \frac{1}{x}\sqrt{1+4q^2})^{1/\sqrt{1+4q^2}} - \frac{1}{x} (1 - \frac{1}{x}\sqrt{1+4q^2})^{\frac{1}{\sqrt{1+4q^2}}-1}}{x^2 \sqrt{1 - \frac{D_j^2}{x^2} (1 - \frac{1}{x}\sqrt{1+4q^2})^{2/\sqrt{1+4q^2}}}} dx \\
&= \int_0^1 \frac{dy}{\sqrt{1-y^2}} \\
&= \frac{\pi}{2} \tag{B.2}
\end{aligned}$$

Now by applying the change of variable as $z = \frac{1}{x}$ like Appendix A we may write the above integral I_{j2} as

$$\begin{aligned}
I_{j2} &= D_j \int_v^\infty \frac{\frac{1}{x} (1 - \frac{1}{x}\sqrt{1+4q^2})^{\frac{1}{\sqrt{1+4q^2}}-1}}{x^2 \sqrt{1 - \frac{D_j^2}{x^2} (1 - \frac{1}{x}\sqrt{1+4q^2})^{2/\sqrt{1+4q^2}}}} dx \\
&= D_j \int_0^a \frac{z (1 - z\sqrt{1+4q^2})^{\frac{1}{\sqrt{1+4q^2}}-1}}{\sqrt{1 - D_j^2 z^2 (1 - z\sqrt{1+4q^2})^{2/\sqrt{1+4q^2}}}} dz \tag{B.3}
\end{aligned}$$

Thus from expression (A.1) and (B.1) the light deflection angle due to JNW space time can be written as

$$\begin{aligned}\Delta\psi &= \frac{\pi}{2} + 2D_j \int_0^a \frac{z(1 - z\sqrt{1+4q^2})^{\frac{1}{\sqrt{1+4q^2}}-1}}{\sqrt{1 - D_j^2 z^2 (1 - z\sqrt{1+4q^2})^2 / \sqrt{1+4q^2}}} dz - \pi \\ &= D_j \int_0^a \frac{z(1 - z\sqrt{1+4q^2})^{\frac{1}{\sqrt{1+4q^2}}-1}}{\sqrt{1 - D_j^2 z^2 (1 - z\sqrt{1+4q^2})^2 / \sqrt{1+4q^2}}} dz\end{aligned}\quad (\text{B.4})$$

References

- [1] H. Reissner, *Ann. d. Physik* **50**, 106, (1916)
- [2] G. Nordström, *Proc. Kon. Ned. Akad. Wet.* **20**, 1238, (1918)
- [3] A. I. Janis, E. T. Newman and J. Winicour, *Phys. Rev. Lett.* **20**, 878, (1968)
- [4] O. Bergmann, *Am. J. Phys.* **24**, No. 38 (1956)
- [5] O. Bergmann and R. Leipnik, *Phys. Rev* **107**, No. 4, 1157 (1957)
- [6] H. A. Buchdahl, *Phys. Rev* **115**, 1325-1328, (1959)
- [7] R. Penney, *Phys. Rev* **182**, 1383-1384, (1969)
- [8] J. R. Rao, A. R. Roy and R. N. Tiwari, *Ann. Physics* **69**, 473-486, (1972)
- [9] D. R. K. Reddy and V. U. M. Rao, *Austral. Math. Soc. Ser. B* **24**, 461-46, (1983)
- [10] K. S. Virbhadra, D. Narasimha and S.M. Chitre, *Astron. Astrophys.* **337**, 1-8, (1998)
- [11] E.F. Eiroa, G.E. Romero and D.F. Torres, *Phys. Rev. D* **66**, 024010, (2002)
- [12] K. S. Virbhadra, and G. F. R. Ellis, *Phys. Rev. D* **62**, 084003, (2000)
- [13] C. M. Claudel, K. S. Virbhadra, and G. F. R. Ellis, *Journal of Math. Physics* **42**, 818, (2001)
- [14] K. S. Virbhadra, and G. F. R. Ellis, *Phys. Rev. D* **65**, 103004, (2002)
- [15] V. Bozza, *Phys. Rev. D* **66**, 103001, (2002)
- [16] A. Bhadra, *Phys. Rev. D* **67**, 103009, (2003)
- [17] P. Amore and S. Arceo, *Phys. Rev. D* **73**, 083004, (2006)
- [18] A. N. Chowdhury, M. Palit, D. Malafarina, P. S. Joshi, *Phys. Rev. D* **85**, 104031, (2012)
- [19] S. Chakraborty and S. SenGupta, *Phys. Rev. D* **89**, 026003, (2014)
- [20] J. E. Tamm, *J. Russ. Phys.-Chem. Soc.* **56**, 2-3, 284, (1924)
- [21] N. L. Balazs, *Phys. Rev.* **110**, No. 1, 236, (1958)
- [22] J. Plebanski, *Phys. Rev.* **118**, No.5, 1396, (1960)
- [23] F. de Felice, *Gen. Relativ. Gravit.* **2**, No. 4, 347, (1971)
- [24] B. Mashhoon, *Phys. Rev. D* **7**, No. 10, 2807, (1973)
- [25] B. Mashhoon, *Phys. Rev. D* **11**, No. 10, 2679, (1975)
- [26] E. Fischbach and B. S. Freeman, *Phys. Rev. D* **22**, No.12, 2950, (1980)
- [27] J. Evans and M. Rosenquist, *Am. J. Phys.* **54**, No.10, 876-883, (1986)
- [28] K. K. Nandi and A. Islam, *Am. J. Phys.* **63**, No.3, 251-256, (1995)
- [29] J. Evans, K. K. Nandi and A. Islam, *Am. J. Phys.* **64**, No.11, 1404-1415, (1996)
- [30] J. Evans, K. K. Nandi and A. Islam, *Gen. Relativ. Gravit.* **28**, No.4, 413-439, (1996)
- [31] P. M. Alsing, *Am. J. Phys.* **66**, No.9, 779-790, (1998)
- [32] M. Sereno, *Phys. Rev. D* **67**, 064007, (2003)
- [33] M. Sereno, *Phys. Rev. D* **69**, 087501, (2004)
- [34] M. Sereno, *Phys. Rev. D* **69**, 023002, (2004)
- [35] X-H. Ye and Q. Lin, *J. Mod. Opt.* **55**, Issue 7, 1119, (2008)
- [36] A. K. Sen, *Astrophysics* **53**, 560 (2010)
- [37] S. Roy and A. K. Sen[1408.3212v1] (communicated)

- [38] R. H. Boyer and R. W. Lindquist, *J.Math. Phys.* **8**, 265, (1967)
- [39] d’Inverno Ray, *Introducing Einstein’s Relativity*, (Oxford University Press, New York,1998(Reprint))
- [40] M. Born and E. wolf, *Principles of Optics*,7th Edition (Cambridge University Press, Cambridge,1999) p131
- [41] M. Ashworth, A. G. Lyne and F.G. Smith, *Nature* **301**, 313, (1983)
- [42] P. D. Nunez and M. Nowakowski, *Journal Astrophys. Astr.* **31**, 105, (2010)
- [43] S.Chakraborty and A. K. Sen , *Class. Quantum Grav.* **32**, 115011, (2015)