

Long-range Ising and Kitaev Models: Phases, Correlations and Edge Modes

Davide Vodola,^{1,*} Luca Lepori,^{1,2,*} Elisa Ercolessi,³ and Guido Pupillo¹

¹*icFRC, IPCMS (UMR 7504) and ISIS (UMR 7006), Université de Strasbourg and CNRS, 67000 Strasbourg, France.*

²*Dipartimento di Fisica e Astronomia, Università di Padova, Via Marzolo 8, 35131 Padova, Italy.*

³*Dipartimento di Fisica e Astronomia, Università di Bologna and INFN, Via Irnerio 46, 40127 Bologna, Italy.*

We analyze the quantum phases, correlation functions and edge modes for a class of spin-1/2 and fermionic models related to the one-dimensional Ising chain in the presence of a transverse field. These models are the Ising chain with anti-ferromagnetic long-range interactions that decay with distance as $1/r^\alpha$, as well as a related class of fermionic Hamiltonians that generalise the Kitaev chain, where both the hopping and pairing terms are long-range and their relative strength can be varied. For these models, we provide the complete phase diagram for all exponents α , based on an analysis of the entanglement entropy, the decay of correlation functions, and the edge modes in the case of open chains. We demonstrate that violations of the area law can occur for $\alpha \leq 1$, while connected correlation functions can decay with a hybrid exponential and power-law behaviour, with a power that is α -dependent. Interestingly, for the fermionic models we provide an exact analytical derivation for such a behaviour at every α . Along the critical lines, for all models breaking of conformal symmetry is argued at low enough α . For the fermionic models we show that the edge modes, massless for $\alpha \geq 1$, can acquire a mass for $\alpha < 1$. The mass of these states can be tuned by varying the relative strength of the kinetic and pairing terms in the Hamiltonian. Interestingly, for the Ising chain a similar edge localization appears for excited bulk states on the paramagnetic side of the phase diagram, where edge modes are not expected. We argue that, at least for the fermionic chains, these massive states correspond to the appearance of new phases, notably approached via quantum phase transitions without mass gap closure. Finally, we discuss the possibility to detect some of these effects in experiments with cold trapped ions.

PACS numbers: 71.10.Pm, 03.65.Ud, 85.25.-j, 67.85.-d

I. INTRODUCTION

Topological superconductors and insulators have generated enormous interest in recent years as they correspond to examples of novel quantum phases that are not captured by the familiar Ginzburg-Landau theory of phase transitions. Breakthrough experiments have already led to the observation of symmetry protected topological phases both in condensed-matter systems [1] and atomic, molecular, and optical physics [2, 3]. While topological phases are finding applications in fields as diverse as photonics and spintronics, the recent probable observation of Majorana modes [4–10] in solid-state materials represents the first major step towards the realization of topological quantum computing.

Majorana modes are non dispersive states with zero energy. In Ref. [11], Kitaev has shown that these modes can exist localized at the edges of a one-dimensional superconductor made of spinless fermions with short-range (SR) p -wave pairing. This model is solvable and the underlying lattice Hamiltonian can be mapped exactly onto the well-known Ising chain in a transverse field in one dimension. For SR interactions, the latter is a text-book example of Hamiltonian displaying a quantum phase transition, here from an ordered (anti-)ferromagnetic phase to a disordered paramagnetic one. Following earlier theoretical works [12, 13], recent experiments with cold trapped ions have generated enormous interest by demonstrating that long-range (LR) Ising-type Hamiltonians arise as the effective description for the dynamics of the internal states of cold trapped ions, acting as (pseudo-

)spins with two or, recently three, internal states. In these experiments, effective spin interactions are generated by a laser-induced manipulation of the vibrational modes of the ion chain [13–17], which are naturally long ranged. The resulting Ising-type interactions are antiferromagnetic and decay with distance r as a power-law $1/r^\alpha$, with an *adjustable* exponent α usually in the range $0 \lesssim \alpha \lesssim 3.5$.

In experiments with cold ions, the quantum state of individual particles can be prepared and measured. As a result, both the static and dynamical properties of the many-body system are accessible. Recent experiments have led to the observation of instances of interaction-induced frustration [18], non-local propagation of correlations [19–22] and entanglement in a quantum many-body system [16, 23]. Very recently, spectroscopy experiments have focused on the precise determination of the excited states of LR models [24].

The experimental works described above are based on the understanding of the phase diagram of the Ising-chain in a transverse field, which is known exactly for SR interactions only. In a seminal work [25], Koffel, Lewenstein and Tagliacozzo have explored the phase diagram of this system with LR interactions in the parameter range $\alpha \geq 0.5$. The results were intriguing: (i) The connected correlation functions decay with a power-law tail even within the gapped paramagnetic phase, at odds with conventional wisdom inherited from SR models and consistent with earlier predictions for other quantum models with LR interactions [12, 21, 22, 26]. Crucially, (ii) the entanglement entropy, usually a constant within gapped phases, seems to scale logarithmically with the system size within the paramagnetic phase for sufficiently small $\alpha \lesssim 1$ as well as sub-logarithmically for $\alpha > 1$. This is remarkable as would signal a violation of the so-called “area law”, dictat-

* These two authors contributed equally to the present work.

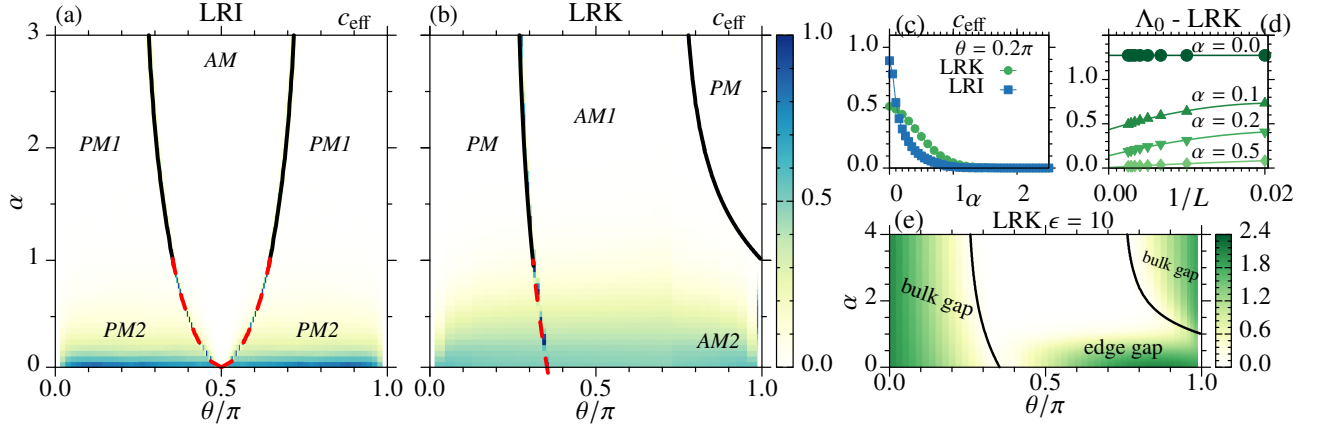


FIG. 1. (a) Phase diagram of the LRI model Eq. (1) from the effective central charge c_{eff} extracted from the entanglement entropy \mathcal{S}_ℓ [see Eq. (5)] for a system of $L = 100$ sites, as a function of α and θ . The phase diagram is symmetric with respect to $\theta = \pi/2$. PM1 and AM denote gapped paramagnetic and antiferromagnetic phases, respectively, with $c_{\text{eff}} = 0$. In the paramagnetic gapped region PM2, $c_{\text{eff}} > 0$ [see panel (c) blue squares] and massive edge modes [see Sec. IV B and Fig. 7(d)] are found. The continuous black lines correspond to critical transition lines with central charge $c = 1/2$. The dashed red lines signal an increase of the central charge from $1/2$ up to $c \simeq 1$ with decreasing α [see Fig. 3(b) blue triangles]. (b) Phase diagram of the LRK model Eq. (2) from c_{eff} extracted from \mathcal{S}_ℓ in the thermodynamic limit as a function of α and θ , and for $\epsilon = 0$. AM1 and PM are gapped phases with $c_{\text{eff}} = 0$ for $\alpha \gtrsim 1$ and $c_{\text{eff}} \neq 0$ for $\alpha \lesssim 1$ [see panel (c) green circles]. AM1 shows massless edge modes with a hybrid exponential and power-law decay with distance. AM2 shows edge states with a finite mass Λ_0 , which increases with decreasing α [see panel (c) and Fig. 8(a)]. The continuous black lines correspond to critical transition lines with central charge $c = 1/2$. The dashed red lines signal an increase of the central charge from $1/2$ up to $c \simeq 1$ with decreasing α . (c) Effective central charge c_{eff} for the LR Ising (blue squares) and the LRK models (green circles) for $\theta = 0.2\pi$ as function of α . (d) Scaling with the system size L of the mass Λ_0 of the edge modes within the AM2 phase, for $\theta = 0.75\pi$ and for several $\alpha < 1$. (e) Edge gap Λ_0 of the LRK model for a system of $L = 400$ sites and $\epsilon = 10$. In the region denoted by “edge gap” the \mathbb{Z}_2 symmetry of the model is restored and the AM2 phase appears.

ing the behaviour of the entanglement entropy in SR quantum mechanical systems. These studies also confirm (iii) the persistence of antiferromagnetic and paramagnetic orders with decreasing α .

Research in the area of topological phases with LR interactions is very active, and several possible experimental realisations have been recently proposed. In particular, Kitaev chains with non-local hopping and pairing may be realized in solid state architectures with so-called helical Shiba chains, made of magnetic impurities on an s -wave superconductor [27]. For atomic and molecular systems, key implementations of topological phases have been proposed with polar molecules, dipolar ground state atomic quantum gases and Rydberg excited atoms [28–45]. In addition, the famous Haldane phase may be soon realised in cold ion experiments with three internal states per ion [46, 47], simulating spin-1 particles. For this latter model, very recent theoretical work [48] has demonstrated that major features of symmetry-protected topological order can persist for LR interactions. It remains an open question to determine the validity of these results for generic symmetry-protected topological phases with LR interactions.

In this work, we analyze the quantum phases, correlation functions and edge-mode localisation of a class of spin-1/2 and fermionic models related to the one-dimensional Ising chain in the presence of a transverse field. These models are the Ising chain with anti-ferromagnetic LR interactions, as discussed in Ref. [25], as well as a class of Hamiltonians

corresponding to a generalization of the Kitaev chain, where both the hopping and pairing terms are LR with an algebraic decay $1/r^\alpha$, and their relative strength can be varied.

For these models, we provide the complete phase diagram for all exponents α , based on an analysis of: (i) the entanglement entropy; (ii) the decay of correlation functions in all phases; (iii) the mass and the localization properties of the edge modes when the chains are open.

In the case of the long-range Ising (LRI) chain we utilize numerical calculations based on the density-matrix-renormalization group (DMRG) method [49, 50], while the long-range Kitaev-type (LRK) models remain exactly solvable for all α , allowing for analytical calculation.

The following results are obtained for all models:

(i) A violation of the area law for the entanglement entropy, when present, occurs in gapped regions with $\alpha \lesssim 1$. For $\alpha \gtrsim 1$, no violation is found.

(ii) For *any finite* α , connected correlation functions within the gapped phases display a hybrid decay that is exponential at short distances and algebraic at long ones. The power of the algebraic decay, however, as well as the extension of the two decay regimes, depends on α . In particular, for $\alpha \lesssim 1$ the exponential decay, while present, becomes numerically unobservable in all models.

(iii) For the LRK models, we provide an *exact analytical* expression for the decay of correlation functions within the gapped phases that describes the hybrid behaviour with distance mentioned above and explains its origin.

(iv) Along the critical lines, we demonstrate that conformal symmetry is broken for sufficiently small α , by analyzing the finite size scalings of the Von Neumann entropy and of the energy density for the ground states, as well as the behaviour of the dynamical exponent with α around the minima of the spectrum.

(v) We find the existence of two kinds of edge modes: *massless* and *massive*. For the LRK models, massless (Majorana) modes, as previously found in [51], appear in the antiferromagnetic region of the phase diagram for large α . The massive modes, instead, are entirely new and are found to appear in a broad area of the antiferromagnetic phase for $\alpha \lesssim 1$ and when we choose the unbalance ϵ between the strengths of the hopping and pairing terms to be different from 1. This results suggests, for $\alpha \lesssim 1$, a restoration of the \mathbb{Z}_2 symmetry associated with the (absence of) ground state degeneracy, as well as a possible transition to a novel \mathbb{Z}_2 symmetric phase and without mass gap closure. Interestingly, if we choose $\epsilon = 1$, the massless modes survive for all $\alpha > 0$ and they are exponentially localized at the edge of the system.

(vi) For the LRI chain in the antiferromagnetic phase, edge modes are massless for all α , and, up to numerical precision are exponentially localized at the edge of the chain, in contrast, e.g. to [48]. However, surprisingly we find in the paramagnetic phase a localization of *excited, gapped, energy eigenstates* for $\alpha \lesssim 1$, which for $\alpha \gtrsim 1$ are instead delocalized in the bulk.

(vii) We finally discuss the persistence of some of the LR effects discussed above (e.g., hybrid decay of correlation functions and edge mode localization) in small chains of up to 30 sites, as relevant to current experiments.

The paper is organized as follows. In Sec. II we introduce the model Hamiltonians that we consider in this work [Sec. II A], the observables that are used to characterize the various phases [Sec. II B], and present the corresponding phase diagrams [Sec. II C]. In particular, in Sec. II D we discuss the critical lines of the Ising and Kitaev models, and argue that conformal symmetry is broken for sufficiently small α . In Sec. III we provide an analytic calculation of the correlation functions for the fermionic Hamiltonians that explains the hybrid exponential and algebraic decay observed in these LR models [Secs. III A and III B]. In Sec. III D we provide a numerical comparison with results for the LRI chain, displaying similar behaviour. In Sec. IV we analyze the edge modes in the LRI and LRK chains. In particular, in Sec. IV A we analyze the properties of gapless Majorana modes that are found in the anti-ferromagnetic phases of the LRK models for $\alpha \gtrsim 1$. In Sec. IV B, instead, we demonstrate that the edge modes can become massive for $\alpha \lesssim 1$, signalling a transition to a new phase. We discuss similar results obtained for some excited states that get localized on the edges in the paramagnetic phase of the LRI model for $\alpha \lesssim 1$. In Sec. V we discuss the observability of some of the results above in small chains of a few tens of particles, as relevant for cold ions experiments. Finally, Section VI discusses conclusions and outlook.

II. MODEL HAMILTONIANS AND QUANTUM PHASES

In this section we introduce the model Hamiltonians that we consider in this work and present the corresponding phase diagrams that we compute based on results from the entanglement entropy, decay of correlation functions, spectrum of excitations, and edge mode localization, as discussed in detail in the following sections.

A. Model Hamiltonians

1. LR Ising model

In this work, we are interested in Ising-type Hamiltonians with LR interacting terms. The long-range Ising Hamiltonian [25] reads

$$H_{\text{LRI}} = \sin \theta \sum_{i=1; j>i}^L \frac{\sigma_i^x \sigma_j^x}{|i-j|^\alpha} + \cos \theta \sum_{i=1}^L \sigma_i^z, \quad (1)$$

where σ_j^ν ($\nu = x, y, z$) are Pauli matrices for a spin-1/2 at site j on a chain of length L . The first term on the right hand side of Eq. (1) describes spin-spin interactions that we choose antiferromagnetic (AM) with $\sin \theta > 0$ (or equivalently $0 < \theta < \pi$). The second term describes the coupling of individual spins to an external field pointing in the z -direction. Thus, while the first term favors an antiferromagnetic phase with spins pointing along the x direction, the second term favors a paramagnetic (PM) phase where all spins align along z . In the case of SR interactions (i.e., for $\alpha \rightarrow \infty$) the Hamiltonian Eq. (1) is exactly solvable and a quantum phase transition between these two phases is known to occur at $\theta_c = \pi/4$. Reference [25] has shown numerically that a quantum phase transition separating the AM and the PM phases survives for all finite $\alpha \gtrsim 0.5$. Below, we are interested in exploring the phase diagram of Eq. (1) for all α and θ .

2. Long-range Kitaev chains

Related to the LRI chain, in the following we introduce and analyze a class of fermionic Hamiltonians of the form

$$H_{\text{LRK}} = \sin \theta \sum_{i,j} \frac{a_i^\dagger a_j + (1 + \epsilon) a_i a_j + \text{h.c.}}{|i-j|^\alpha} + 2 \cos \theta \sum_i n_i, \quad (2)$$

where a_j^\dagger describes the creation operator for a fermionic particle at site j , and $n_j = a_j^\dagger a_j$. The Hamiltonians Eq. (2) represent generalizations of the Kitaev chain for spinless fermions with superconducting p -wave pairing, where both the hopping and pairing terms decay with distance algebraically with exponent α . Here, all energies are expressed in dimensionless units and the parameter ϵ governs the unbalance between the hopping and pairing terms.

In the SR limit $\alpha \rightarrow \infty$, Eq. (2) maps into the Ising chain Eq. (2) via the Jordan-Wigner transformation [52]

$$\sigma_j^+ = a_j^\dagger \exp\left(i\pi \sum_{\ell < j} n_\ell\right); \quad \sigma_j^z = 2n_j - 1, \quad (3)$$

with $\sigma_j^+ = (\sigma_j^x + i\sigma_j^y)/2$. However, at finite α this identification does not hold anymore due to the contributions of the string operators $\exp(i\pi \sum_{\ell < j} n_\ell)$ in Eq. (3). In particular, unlike the LRI, Eqs. (2) remain exactly solvable, allowing for analytic solutions at any finite α .

B. Observables

1. von Neumann Entropy

Entanglement measures are routinely used to characterize the critical properties of strongly correlated quantum many-body systems [53]. A key example is the von Neumann entropy S_ℓ that we employ in this work. For a system of L sites that is partitioned into two disjoint subsystems A and B containing ℓ and $L - \ell$ sites, respectively, S_ℓ is defined as

$$S_\ell = -\text{Tr} \rho_\ell \log_2 \rho_\ell, \quad (4)$$

where ρ_ℓ is the reduced density matrix of the subsystem A .

Two general behaviors of S_ℓ are known for the ground states of one-dimensional SR interacting systems. Within gapped phases, S_ℓ saturates to a constant value independently of ℓ and thus obeys to the so-called area law [54]. On the contrary, S_ℓ diverges with ℓ for critical gapless phases and, for conformally invariant systems, satisfies the universal law [55]:

$$S_\ell = a + \frac{c}{6} \log_2 d(\ell, L), \quad (5)$$

with $d(\ell, L) = (2L/\pi) \sin(\pi\ell/L)$ for the case of open boundaries. Here, a is a non-universal constant and c is the central charge of the theory. The latter characterizes the universality class of the gapless phase [56, 57]. S_ℓ , and thus the central charge, can in principle be directly computed by numerical techniques, such as Density Matrix Renormalization Group [49, 50] as well as by means of analytical methods for quadratic Hamiltonians [58–61].

In the case of LR models it has been shown [25, 51, 54] that the divergence of S_ℓ in Eq. (5) can also occur for gapped phases, corresponding to a so-called violation of the area law. Since this violation is found to be logarithmic, an *effective* central charge c_{eff} may be defined also within the gapped phases and used to characterize the main features of the phase diagram for LR interactions [25].

2. Correlation functions

The various quantum phases can be characterized by the decay of two-point correlation functions with distance. For

the LRI model, we are interested in the connected correlations

$$C_{i,j}^{\nu\nu} = \langle \sigma_i^\nu \sigma_j^\nu \rangle - \langle \sigma_i^\nu \rangle \langle \sigma_j^\nu \rangle, \quad (6)$$

with $\nu = x, z$.

For the LRK models we are interested both in the density-density correlation function

$$g_2(i, j) = \langle n_i n_j \rangle - \langle n_i \rangle \langle n_j \rangle \quad (7)$$

and the function

$$\Sigma(i, j) = \langle (a_i^\dagger + a_i) \exp\left(\pi i \sum_{\ell=i+1}^{j-1} a_\ell^\dagger a_\ell\right) (a_j^\dagger + a_j) \rangle \quad (8)$$

that correspond to the functions $C_{i,j}^{zz}$ and $\langle \sigma_i^x \sigma_j^x \rangle$ in the LRI model, respectively, via the Jordan-Wigner transformation given above [52]. Since the LRK models are quadratic, the functions Eqs. (7) and (8) can be directly obtained from the one-point correlations $\langle a_i^\dagger a_j \rangle$ and $\langle a_i^\dagger a_j^\dagger \rangle$ via Wick's theorem. In particular, one finds

$$g_2(i, j) = |\langle a_i^\dagger a_j^\dagger \rangle|^2 - |\langle a_i^\dagger a_j \rangle|^2 \quad (9)$$

and

$$\Sigma(i, j) = \det \begin{pmatrix} G_{i,i+1} & \cdots & G_{i,j} \\ \vdots & \ddots & \vdots \\ G_{j-1,i+1} & \cdots & G_{j-1,j} \end{pmatrix} \quad (10)$$

with $G_{m,n} = \delta_{mn} + 2 \langle a_m^\dagger a_n^\dagger \rangle + 2 \langle a_m^\dagger a_n \rangle$.

For SR interactions, the connected correlations above are known to decay exponentially (algebraically) with distance within the gapped (gapless) phases. Surprisingly, for several models with LR interactions it was reported that algebraic decay of correlations can coexist with an initial exponential decay within gapped phases [12, 21, 51]. An analytic understanding of this effect has so far proven elusive.

In the following we use the decay of correlation functions to characterize the various phases. In particular, for the LRI chain we provide extensive numerical results using DMRG techniques, while for the LRK chains we exploit the integrability of the models to derive an analytic expression of the behaviour of correlation functions in all parameter regimes.

3. Edge states and edge gaps

Localized edge states within topological phases have attracted much interest over the last decade, largely because of possible applications in schemes for topological quantum computing [62]. In particular, Ref. [11] has shown that localized states arise at the edge of a 1D superconductor with p -wave SR pairing interactions [described e.g. by the limit $\alpha \rightarrow \infty$ of Eq. (2)]. The existence of these localized states is related with the spontaneous breaking of the discrete \mathbb{Z}_2 symmetry associated with the parity of the fermion number: when

this \mathbb{Z}_2 symmetry is broken, two degenerate ground states with different parity appear. Here, they will be labeled by $|0^+\rangle$ and $|0^-\rangle$ in the even and odd parity sectors, respectively.

As Hamiltonians Eqs. (1) and (2) are equivalent in the limit $\alpha \rightarrow \infty$, the same breaking of \mathbb{Z}_2 symmetry (now related to spin flips along x direction) described above occurs also for the LRI chain, resulting in the presence of two degenerate edge states in this model. From the discussion above it turns out that the analysis of the edge modes can be utilized to characterize the quantum phases of the system.

In this work, we identify the localized states by directly computing their wavefunctions and masses, which can be achieved either numerically for Eq. (1) using DMRG simulations or exactly for Eqs. (2). In order to accomplish this task for the LRI model, it is useful to exploit the Jordan-Wigner transformation Eq. (3) to define new fermionic operators $c_j^\dagger = \sigma_j^+ \exp(i\pi \sum_{\ell < j} \sigma_\ell^+ \sigma_\ell^-)$ [similar to Eq. (3)] from spin operators σ_j^\pm . We then compute the wave-functions $\varphi_j^{(1,2)}$ of the massless edge modes as [63]

$$\varphi_j^{(1)} = \langle 0^- | c_j^\dagger | 0^+ \rangle + \langle 0^+ | c_j^\dagger | 0^- \rangle \quad (11)$$

$$\varphi_j^{(2)} = i(\langle 0^- | c_j^\dagger | 0^+ \rangle - \langle 0^+ | c_j^\dagger | 0^- \rangle). \quad (12)$$

Here, the states $|0^+\rangle$ and $|0^-\rangle$ are the ground states in the even and odd parity sector also for the LRI model, respectively. The mass of the two modes $\varphi_j^{(1,2)}$, also known as *edge gap* (in order to distinguish it from the usual mass gap of the bulk, see Ref. [48]), is defined as the difference $E_{|0^-\rangle} - E_{|0^+\rangle}$, with $E_{|0^\pm\rangle}$ being the energy of the state $|0^\pm\rangle$.

In the following we will also be interested in characterizing the localisation of *massive* edge states that are found in the phase of LRI where the \mathbb{Z}_2 symmetry is preserved, and thus where a unique ground state $|0^+\rangle$ occurs in the even-parity sector. This localization arises for the first two excited states $|1^-\rangle$ and $|2^-\rangle$ for $\alpha \lesssim 1$, which are instead delocalised in the bulk for $\alpha \gg 1$ [see Sec. IV B]. Their wavefunctions read

$$w_j^{(1)} = \langle 1^- | c_j^\dagger | 0^+ \rangle \quad w_j^{(2)} = \langle 2^- | c_j^\dagger | 0^+ \rangle. \quad (13)$$

Here the mass of the mode $w_j^{(s)}$ is defined as the difference $\Delta E(s) = E_{|s^-\rangle} - E_{|0^+\rangle}$ with $s = 1, 2$. The difference between Eqs. (11), (12) and (13) is that in the first two expressions the second term on the right hand side of the equations is nonzero because of the zero-energy condition [63].

For the LRK models, the wavefunctions for both the massless and massive modes can be extracted following Ref. [52]. The latter describes a technique for the exact diagonalization of a generic fermionic quadratic Hamiltonian of the form

$$H = \sum_{i,j=1}^L \left[A_{ij} a_i^\dagger a_j + \frac{1}{2} (a_i^\dagger B_{ij} a_j^\dagger + \text{H.c.}) \right], \quad (14)$$

with $A = [A_{ij}]$ and $B = [B_{ij}]$ real matrices. Equation (14) can

be cast in diagonal form as

$$H = \sum_{n=0}^{L-1} \Lambda_n \eta_n^\dagger \eta_n. \quad (15)$$

by a singular value decomposition of the matrix $A + B$:

$$\Lambda_n = \sum_{ij} \psi_{nj} (A_{ji} + B_{ji}) \phi_{in}. \quad (16)$$

Here, Λ_n are single-particle energies (ordered as $\Lambda_0 \leq \Lambda_1 \leq \dots \leq \Lambda_{L-1}$) and η_n are fermionic operators defined by the following Bogoliubov transformation

$$\eta_n = \sum_j g_{nj} a_j + h_{nj} a_j^\dagger. \quad (17)$$

The matrix elements $\phi_{nj} = g_{nj} + h_{nj}$ and $\psi_{nj} = g_{nj} - h_{nj}$ can be directly identified as the wavefunctions of the two Majorana modes $(\eta_n + \eta_n^\dagger)/2$ and $i(\eta_n - \eta_n^\dagger)/2$ with energy Λ_n , while g_{nj} and h_{nj} are the wavefunctions of η_n and η_n^\dagger .

C. Phase diagrams of LRI and LRK models

In this section, we present the phase diagrams for the LR models Eqs. (1) and (2), obtained from an analysis of the observables described above. The results for the LRI model were obtained numerically via DMRG techniques for chains of a length L up to $L = 200$. For all calculations we utilized up to 128 local basis states and 10 finite-size sweeps [49, 50]. The discarded error on the sum of the eigenvalues of the reduced density matrix was always less than 10^{-8} . For the LRK models all results were obtained (semi-)analytically.

1. LR Ising model

Our results for the phase diagram of the LRI model are summarized in Fig. 1(a), where we plot the effective central charge c_{eff} defined in Sec. II B 1 as a function of the angle θ and the power α of the antiferromagnetic term in Eq. (1). Hamiltonian Eq. (1) is invariant under the transformation $\cos \theta \rightarrow -\cos \theta$ and thus the phase diagram is symmetric around $\theta = \pi/2$.

We find that for $\alpha \gtrsim 1$, c_{eff} is zero everywhere except along two critical lines. By comparing with results for the energy gap (not shown), we find that the critical lines separate two gapped regions [denoted as PM1 and AM in Fig. 1(a)] that for $\alpha \rightarrow \infty$ correspond to the known paramagnetic and antiferromagnetic phases of the SR model. Similar to Ref. [25], we find that the behaviour of the *full* correlation functions $\langle \sigma_i^x \sigma_j^x \rangle$ and $\langle \sigma_i^z \sigma_j^z \rangle$ is consistent with the persistence of paramagnetic and antiferromagnetic orders for all α . However, different from the SR model, we find that the *connected* correlation functions decay with distance with a hybrid behaviour that is exponential at short distances and algebraic at long ones.

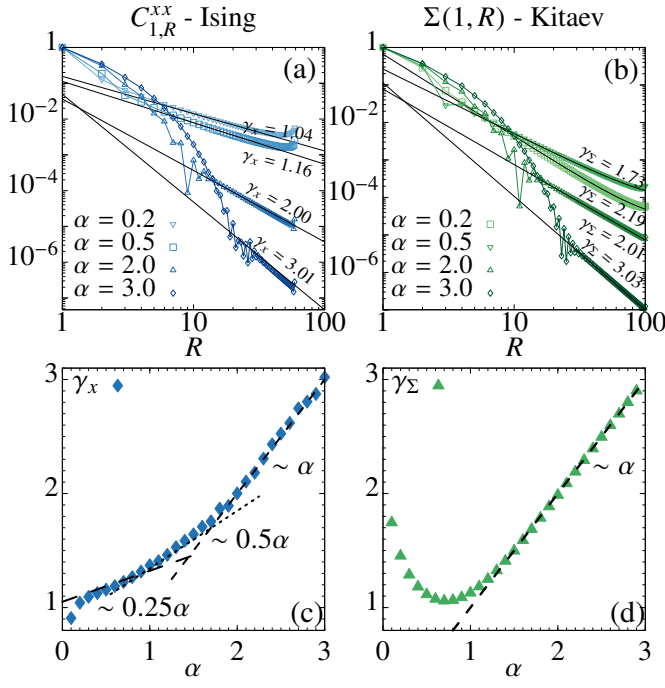


FIG. 2. (a) $C_{1,R}^{xx}$ correlation Eq. (6) for H_{Ising} ($\theta = 0.2\pi$ and $L = 60$), showing the hybrid exponential and power-law behavior for $\alpha \geq 1$ and the purely power-law for $\alpha \leq 1$. The oscillations and the bending of $C_{1,R}^{xx}$ for $R \geq 50$ are due to finite size effects of the DMRG simulations. (b) $\Sigma(1,R)$ correlation Eq. (8) for H_{LRK} at $\theta = 0.2\pi$ and $L = 100$ (PM phase), showing the same hybrid behavior and the same decaying exponent as $C_{1,R}^{xx}$ for $\alpha > 1$. For $\alpha < 1$ instead the power-law tails have exponents differing from $C_{1,R}^{xx}$. (c) Decaying exponent γ_x of the algebraic tail of the $C_{1,R}^{xx}$ correlation fitted as $1/R^{\gamma_x}$. Three different behaviours for γ_x , corresponding to the three dashed black lines are numerically observed (see Sec. II C 1). (d) Decaying exponent γ_Σ of the algebraic tail of the $\Sigma(1,R)$ correlation fitted as $1/R^{\gamma_\Sigma}$.

An example is shown in Fig. 2(a) for $C_{1,R}^{xx}$ in the PM1 phase. Surprisingly, we find numerically that the exponent γ_x of the long-distance decay for $C_{1,R}^{xx}$ displays three different behaviours: (i) for $\alpha > 2$ it fulfills $\gamma_x = \alpha$, consistent with the results of Refs. [12, 25]. However, (ii) for $1 < \alpha < 2$ we obtain a hybrid exponential and algebraic decay with a different γ that depends linearly on α with a slope consistent with $\sim 0.55(5)$ and (iii) for $\alpha \leq 1$ we observe numerically a curve compatible with a pure algebraic decay, with an α -dependence of γ_x that is linear with slope $\sim 0.25(2)$. The fitted exponent γ_x is shown in Fig. 2(c).

For $\alpha \leq 1$ in the paramagnetic regions of the phase diagram denoted as PM2 we find that the effective central charge grows continuously with decreasing α from zero to a finite value that appears to be θ -dependent and has a maximum of order 1 for $\alpha = 0$ and $\theta \approx \pi/2$. An example for $\theta = 0.2\pi$ is plotted in Fig. 1(d) (blue squares). As mentioned above, in this PM2 region, the correlation function $C_{1,R}^{xx}$ is found numerically to decay as an almost pure power-law.

The energy spectrum changes in this region PM2 compared

to the case PM1: the energy gaps $\Delta E(1)$ and $\Delta E(2)$ between the ground state and the first excited states in the odd parity sector increase with decreasing α , as shown in Fig. 8(b), and the wave-functions of the two lowest-energy excited states $|1^- \rangle$ and $|2^- \rangle$, defined in Sec. II B 3, become localized at the edges of the chain [Fig. 7(b)].

In the antiferromagnetic phase, denoted as AM, the effective central charge is instead zero for all α [25]. For $\alpha > 1$ the connected correlation functions $C_{1,R}^{zz}$ display a clear algebraic decay at long-distances [see the example in Fig. 6(a) below], while our numerical results do not allow for establishing whether an initial exponential decay is also present, as expected. The ground-state is found to be doubly degenerate for all α . This degeneracy is due to the spontaneous breaking of the \mathbb{Z}_2 spin-flip symmetry [56, 64], and is related to the two modes that are localized at the edges of the chain as in the short-range Ising model [65]. While a LR power-law tail may be present [48], the localization of these modes is here found to be consistent with exponential up to numerical precision [see Fig. 7(b) below]. We come back to this point below.

2. LR Kitaev models

The phase diagram of the LRK model Eq. (2) for $\epsilon = 0$ is reported in Fig. 1(b), where we plot the effective central charge c_{eff} defined in Sec. II B 1 as a function of the angle θ and the power α of the decay of the pairing term. In this case the invariance of Eq. (2) under $\cos \theta \rightarrow -\cos \theta$ is lost for any finite α and the phase diagram is not symmetric around $\theta = \pi/2$.

Figure 1(b) shows that for $\alpha \geq 1$ and $0 < \theta < \pi$, two phases exist that are denoted as PM and AM1 separated by two critical lines. In the limit $\alpha \rightarrow \infty$ these phases correspond to the paramagnetic and antiferromagnetic phases of the LRK model and are gapped. Consistently, Fig. 1(b) shows that the effective central charge c_{eff} is zero within the phases for all $\alpha \geq 1$ [see Fig. 1(d) for an example], while $c_{\text{eff}} \neq 0$ along the critical lines, as expected from general results for SR systems [55].

The PM and AM1 phases are distinguished by different asymptotic values of the correlation functions $\Sigma(i, j)$ defined in Sec. II B 2. In the region denoted as AM1, $\Sigma(i, j)$ has a finite value for $|i - j| \rightarrow \infty$, while $\Sigma(i, j)$ decays for $|i - j| \rightarrow \infty$ within the PM phase. Similar to the situation in the LRI model (see above), the decay to zero of $\Sigma(i, j)$ in the PM phase shows a hybrid exponential and power-law behaviour with distance. This is shown for a particular value of θ in Fig. 2(b), where we find numerically that the exponent γ_Σ for the power-law tail of $\Sigma(i, j)$ equals $\gamma_\Sigma = \alpha$ when $\alpha > 1$. For $\alpha < 1$, however, the exponential part becomes numerically unobservable, and $\Sigma(i, j)$ decays essentially algebraically within the PM phase with an exponent that grows to 2 for $\alpha \rightarrow 0$ [see Fig. 2(b)].

Remarkably, we show below in Sec. III that the hybrid exponential and algebraic behaviour described above can be obtained analytically in all phases for several correlation functions, such as the one-body and the density-density correlation functions. In particular, the one-body correlation function $\langle a_i^\dagger a_j \rangle$ reads

$$\langle a_R^\dagger a_0 \rangle = \mathcal{A}_{\alpha,\theta} \frac{(-1)^R e^{-\xi R}}{\sqrt{R}} + \mathcal{B}_{\alpha,\theta} \begin{cases} \frac{1}{R^{\alpha+1}} & \alpha > 2 \\ \frac{1}{R^{2\alpha-1}} & 1 < \alpha < 2 \\ \overline{R^{2-\alpha}} & 0 < \alpha < 1 \end{cases} \quad (18)$$

where the pre-factors $\mathcal{A}_{\alpha,\theta}$ and $\mathcal{B}_{\alpha,\theta}$ are derived below in Sec. III. The algebraic part of the decay of $g_2(R)$ is instead found to be $g_2(R) \sim R^{-2\alpha}$ and $g_2(R) \sim R^{-2}$ for $\alpha > 1$ and $\alpha < 1$, respectively.

In Sec. IV A, we show that a similar hybrid exponential and power-law decay is found for the localization of the edge modes within the antiferromagnetic phase AM1: For $\alpha \gtrsim 1$, the edge modes are massless, as expected from the SR Kitaev model. However, for $\alpha \lesssim 1$ the edge modes acquire a *finite mass*, i.e., become gapped. This is shown in Fig. 1(c), where we plot the edge gap Λ_0 defined in Sec II B 3 as a function of α for a few values of the parameter ϵ of Hamiltonian Eq. (2): while for $\alpha \gtrsim 1$ the gap scales to zero with the system size L as $1/L^\alpha$, for $\alpha \lesssim 1$ it remains finite and for $\alpha \sim 0$ can be of order unity. The presence of the gap removes the degeneracy of the ground-state, signaling a new phase for this class of topological LR models. This latter phase is denoted as AM2 in Fig. 1.

D. Critical lines

1. LR Kitaev models

For the LRK models, the critical lines can be computed exactly as Eqs. (2) are integrable. A Fourier transform of the fermionic operators a_j takes Eqs. (2) to the form

$$H_{\text{LRK}} = \sin \theta \sum_k \begin{pmatrix} a_k^\dagger & a_{-k} \end{pmatrix} \begin{pmatrix} g_\alpha(k) + \cot \theta & -i(1+\epsilon)f_\alpha(k) \\ i(1+\epsilon)f_\alpha(k) & -(g_\alpha(k) + \cot \theta) \end{pmatrix} \begin{pmatrix} a_k \\ a_{-k}^\dagger \end{pmatrix} \quad (19)$$

where a_k reads $a_k = \frac{1}{\sqrt{L}} \sum_j e^{ikj} a_j$, $k = 2\pi n/L$ is the lattice momentum with $n = 0, \dots, L-1$, and the functions $f_\alpha(k)$ and $g_\alpha(k)$ read $f_\alpha(k) = \sum_\ell \sin(k\ell)/\ell^\alpha$ and $g_\alpha(k) = \sum_\ell \cos(k\ell)/\ell^\alpha$, respectively.

A Bogoliubov transformation brings Eq. (19) in diagonal form as

$$H_{\text{LRK}} = \sum_k \lambda_\alpha(k) (\eta_k^\dagger \eta_k - 1/2), \quad (20)$$

with

$$\lambda_\alpha(k) = 2 \sin \theta \sqrt{(g_\alpha(k) + \cot \theta)^2 + (1+\epsilon)^2 f_\alpha(k)^2}. \quad (21)$$

Here, the new fermionic operators $(\eta_k^\dagger, \eta_{-k})$ are given in terms of the operators (a_k^\dagger, a_{-k}) by

$$\begin{pmatrix} \eta_k^\dagger \\ \eta_{-k} \end{pmatrix} = \begin{pmatrix} \sin \beta_k & i \cos \beta_k \\ i \cos \beta_k & \sin \beta_k \end{pmatrix} \begin{pmatrix} a_k^\dagger \\ a_{-k} \end{pmatrix}, \quad (22)$$

where $\tan(2\beta_k) = (1+\epsilon)f(k)/[g(k) + \cot \theta]$. The ground state of Eq. (20) is the vacuum of the η_k fermions and has an energy density $e_0(\alpha, L) = -\sum_k \lambda_\alpha(k)/(2L)$.

The critical lines can be computed from the dispersion relation Eq. (21) as follows: (i) For a finite system with L sites, Eq. (21) is zero on the line $\cot \theta + g_\alpha(0) = 0$ and on the line $\cot \theta + g_\alpha(\pi) = 0$; (ii) For a system in the thermodynamic limit $L \rightarrow \infty$ instead $f_\alpha(k) = \text{Im Li}_\alpha(e^{ik})$ and $g_\alpha(k) = \text{Re Li}_\alpha(e^{ik})$, $\text{Li}_\alpha(x)$ being the polylogarithm of order α [66], and the critical line $\cot \theta + g_\alpha(0) = 0$ ends at the point $\theta = \pi$ and $\alpha = 1$.

For the critical line with $\theta < \pi/2$ we compute the value of the central charge c by two methods: (i) by fitting the von Neumann entropy Eq. (5) and (ii) by studying the finite size corrections to the ground state energy density $e_0(\alpha, L)$ (see Ref. [51] for a similar model).

The results for c obtained from the scaling of the von Neumann entropy Eq. (5) are reported in Fig. 3(b). For $\alpha \gtrsim 1$, we find $c = 1/2$ as expected from the SR model. For $\alpha \lesssim 1$, however, c_{eff} increases up to values of order one [see red dashed line in Fig. 1(a)]. In Ref. [51] it was demonstrated for a related model with LR pairing only that this behaviour corresponds to an exotic change for the decay of density-density correlation functions: For $\alpha \lesssim 1$ their oscillations mimic those of a Luttinger liquid. Here, we find a similar behaviour (not shown).

This anomalous behaviour of c_{eff} points towards a breaking of conformal symmetry along the critical line, which we analyse further below.

The breaking of conformal symmetry can be inferred also by analyzing the scaling of the energy density $e_0(\alpha, L)$ with the system size L [51]: For a conformally invariant theory the following relation must hold [57]

$$e_0(\alpha, L) = e_\infty(\alpha) - \frac{\pi v_F c}{6L^2}, \quad (23)$$

where $e_\infty(\alpha)$ is the energy density in the thermodynamic limit, $v_F = |2 \sin \theta \text{Li}_{\alpha-1}(-1)|$ is the Fermi velocity and c is the central charge of the conformal theory. We analyzed numerically $e_0(\alpha, L)$, finding that relation (23) works properly only for sufficiently large $\alpha \gtrsim 2$. This results in a value $c \simeq 1/2$ for $\alpha \gtrsim 2$, as expected from results for the SR Kitaev chain. Conversely, for $\alpha \lesssim 2$, $e_0(\alpha, L)$ does not satisfy the scaling law (23), which implies a breaking of conformal symmetry. This behaviour also implies that the quantum phase transition between the PM and the AM1 phase for $\theta < \pi/2$ and $\alpha \lesssim 2$ is in a different universality class from that of the SR Kitaev (Ising) model. We notice that, even if conformal symmetry is broken, the von Neumann entropy predicts a value for c_{eff} which tends to 1 as α goes to zero, compatible with the observed decay of density-density correlation functions.

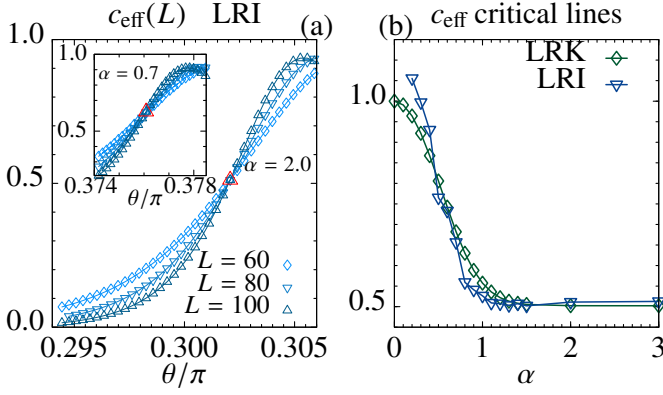


FIG. 3. (a) Effective central charge extracted from the scaling with L of the von Neumann entropy (5) as function of θ for two values of α , plotted for different system sizes $L = 60, 80, 100$. We located the critical point (indicated by red triangles) where the effective central charge does not depend on L . (Main panel) scaling at $\alpha = 2.0$: the critical point is $\theta_c \approx 0.302\pi$ and the central charge c is compatible with $1/2$. (Inset) scaling at $\alpha = 0.7$: the critical point is $\theta_c \approx 0.376\pi$ and the central charge c is compatible with $c \approx 0.66$. (b) Central charge on the critical lines of the LRI model (blue triangles) obtained with the same method as in panel (a) and of the LRK model (green diamonds) obtained by finite size scaling from the expression for entanglement entropy in Eq. (5).

We further confirm the breaking of conformal symmetry for the fermionic models by looking at the behaviour of their low-energy spectra. For a conformal field theory, the spectrum is known to open linearly with the momentum k , implying a dynamical exponent $z = 1$ [57]. Consistently, by expanding the dispersion relation $\lambda_\alpha(k)$ for the long range Kitaev models on the critical line with $\theta > \pi/2$, for $\alpha > 2$ we find $\lambda_\alpha(k) \sim k$. However, for $1 < \alpha < 2$ we obtain the scaling $\lambda_\alpha(k) \sim k^{\alpha-1}$. This latter scaling implies a dynamical exponent $z = \alpha - 1$ that varies continuously with α and is different from that of a conformal field theory. This would imply that the quantum phase transition between the PM and the AM1 phase for $\theta > \pi/2$ and $\alpha < 2$ is in a different universality class from that of the short-range Kitaev model. Incidentally, we notice that linearity of the spectrum around the minimum is only a necessary condition for the persistence of conformal invariance: indeed along the critical line at $\theta < \pi/2$ conformal symmetry breaking arises even if the low-energy spectrum is linear for every α .

2. LR Ising model

We locate the critical line (for $\theta < \pi/2$, the other being symmetric) of the LRI model numerically by using two complementary ways that agree up to finite-size effects. Firstly, we determine the points in the phase diagram of Fig. 1 (a) where the energy gap between the ground state and the first excited state reaches its minimum. Then, we compute the effective central charge c_{eff} for different system sizes L from Eq. (5) and determine the precise values of α and θ for

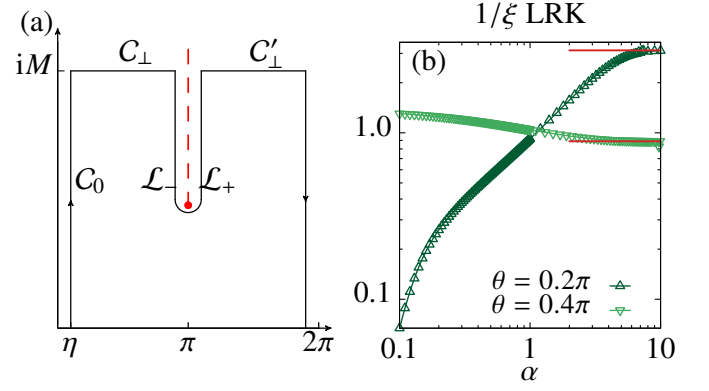


FIG. 4. (a) Integration contour adopted to evaluate the integral (24). The red dashed line is the branch cut of the square root in the denominator of the integrand in (24). (b) Decay rate $1/\xi$ of the exponential part of the correlation of Eq. (28) as function of α for two values of θ . The red lines represent the value of $1/\xi$ for $\alpha \rightarrow \infty$.

which its value does not depend on L [67]. Examples of this latter technique, which is found to be particularly precise, are presented in Fig. 3 for different α . We notice however that this method does not allow us to extract a precise value for c_{eff} when $\alpha \lesssim 0.2$, since within our numerical results lines with different L do not cross at a single point in this region.

On the critical line, we find that for $\alpha \gtrsim 1$ (black solid lines in Fig. 1) c_{eff} is equal to $1/2$ as expected for the central charge of the critical SR Ising model. However, for $\alpha \lesssim 1$ (red dashed lines in Fig. 1), c increases continuously up to a value of order 1 as shown in Fig. 3(b). We argue that on this line the conformal invariance of the model is broken as the found values of c do not coincide with the discrete set allowed for the known conformal field theories [56, 64].

Based on the mismatch between the predictions for c from the von Neumann entropy and the ground state energy density found in the previous subsection for the LRK model, we cannot exclude here a conformal symmetry breaking also in a certain range for α above $\alpha = 1$. However our results do not allow us to provide a final answer, since our DMRG calculations for the LRI model cannot reach sufficiently large sizes L to perform a satisfying finite-size scaling for the energy density.

III. CORRELATION FUNCTIONS FOR THE LRK

In this Section, we present an analytical calculation of the one-body correlation functions for the LRK models. The latter display a hybrid exponential and algebraic decay with distance that is explained by exploiting the integrability of the models. Higher-order correlation functions, such as the density-density correlations, are readily obtained from these correlations via Wick's theorem [see Sec. II C 2 and below].

The one-body correlation functions $\langle a_R^\dagger a_0 \rangle$ and $\langle a_R^\dagger a_0^\dagger \rangle$ read

$$\langle a_R^\dagger a_0 \rangle = -\frac{\sin \theta}{2\pi} \int_0^{2\pi} dk e^{ikR} \left(\frac{g_\alpha(k) + \cot \theta}{2\lambda_\alpha(k)} \right) \quad (24)$$

and

$$\langle a_R^\dagger a_0^\dagger \rangle = \frac{i \sin \theta}{2\pi} \int_0^{2\pi} dk e^{ikR} \left(\frac{f_\alpha(k)}{2\lambda_\alpha(k)} \right), \quad (25)$$

respectively. In the following, we focus first on the one-body correlation function $\langle a_R^\dagger a_0 \rangle$ and come back to the anomalous correlation $\langle a_R^\dagger a_0^\dagger \rangle$ in Sec. III C below.

In order to evaluate Eq. (24), we use the Cauchy theorem applied to the contour in the complex plane drawn in Fig. 4

$$\langle a_R^\dagger a_0 \rangle = -\frac{1}{2\pi} \left(\int_{C_0} + \int_{\mathcal{L}_-} + \int_{\mathcal{L}_+} + \int_{C_{2\pi}} \right) e^{izR} \mathcal{G}_\alpha(z) dz \quad (26)$$

with $\mathcal{G}_\alpha(z) = [g_\alpha(z) + \cot \theta] / [2 \sqrt{(\cot \theta + g_\alpha(z))^2 + f_\alpha^2(z)}]$ and $z = k + iy$, and where we have chosen $\epsilon = 0$. In Eq. (26) we have neglected the contributions from C_\perp and C'_\perp as they vanish when $M \rightarrow \infty$. As we explain below, the integrations over the lines \mathcal{L}_\pm and $C_{0,2\pi}$ (and thus momenta $k \simeq \pi$ and $k \simeq 0$ and 2π , respectively) are responsible for the exponential and algebraic behaviour observed in these models, respectively.

A. Exponential decay

The sum of the integrals on the lines \mathcal{L}_- (where $z = \pi^- + iy$) and \mathcal{L}_+ (where $z = \pi^+ + iy$) of Fig. 4 gives

$$I_\alpha^{\text{exp}}(R) = -\frac{e^{i\pi R} e^{-\xi R}}{\pi} \int_0^\infty e^{-yR} \mathcal{G}_\alpha(\pi + i(y + \xi)) dy. \quad (27)$$

Equation (27) displays an exponential behaviour with a decay constant $1/\xi$. The appearance of this quantity is due to the square root in the denominator of $\mathcal{G}_\alpha(z)$, yielding a branch cut from $z_1 = \pi + i\xi$ to ∞ . The leading term in Eq. (27) is obtained by integrating $\mathcal{G}_\alpha(\pi + i(y + \xi))$ in the limit $y \rightarrow 0$ [68], and reads

$$I_\alpha^{\text{exp}}(R) = (-1)^R \mathcal{A}_{\alpha,\theta} \frac{e^{-\xi R}}{\sqrt{R}}, \quad (28)$$

with

$$\mathcal{A}_{\alpha,\theta} = -\frac{(2 \cot \theta + \text{Li}_\alpha(-e^\xi) + \text{Li}_\alpha(-e^{-\xi}))}{4 \sqrt{\pi} |\text{Li}_{\alpha-1}(-e^\xi)|^{1/2} [\cot \theta + \text{Li}_\alpha(-e^{-\xi})]^{1/2}}. \quad (29)$$

The decay constant ξ is related to the zeroes of the denominator of $\mathcal{G}_\alpha(z)$ and is obtained by solving the equation

$$[\cot \theta + \text{Li}_\alpha(-e^{-\xi})][\cot \theta + \text{Li}_\alpha(-e^\xi)] = 0. \quad (30)$$

Two cases must be distinguished: if $\cot \theta < |\text{Li}_\alpha(-1)|$, the equation $[\cot \theta + \text{Li}_\alpha(-e^{-\xi})] = 0$ admits a solution, since

the function $-\text{Li}_\alpha(-e^{-\xi})$ is always decreasing for $\xi > 0$. If instead $\cot \theta > |\text{Li}_\alpha(-1)|$, then $[\cot \theta + \text{Li}_\alpha(-e^{-\xi})] = 0$ admits a solution, for the same reason as above. In the following we focus, without loss of generality, on the first case, where ξ is solution of $\cot \theta = -\text{Li}_\alpha(-e^{-\xi})$.

Notably for $\alpha = 0$ solutions exist only for $\theta > \pi/4$ [in which case, $\xi = \pm \log(\tan \theta - 1)$ for $\cot \theta \leq 1/2$]. For $\theta < \pi/4$, instead, Eq. (30) does not admit any solutions, which implies the *absence* of exponential decay. This is in contrast with, e.g., the expected behaviour of correlation functions within gapped phases for SR models.

Figure 4(b) shows the decay constant $1/\xi$ as a function of α for two different values of θ . In particular, for $\theta = 0.2\pi$ and $\alpha \rightarrow \infty$, $1/\xi$ tends to the SR value ($\xi \rightarrow |\log \tan \theta|$), as expected. However, for $\alpha \rightarrow 0$ we find that $1/\xi$ tends to zero, essentially linearly with α . As explained below, this can result in the non observability of the exponential dependence of correlation functions for $\alpha \lesssim 1$. Notice however that even if ξ is finite when $\alpha \lesssim 1$ for $\theta = 0.4\pi$, the exponential part of the correlation functions is still unobservable.

B. Algebraic decay

The sum of the integrals on the lines C_0 (where $z = \eta + iy$) and $C_{2\pi}$ (where $z = 2\pi - \eta + iy$) of Fig. 4 gives

$$I_\alpha^{\text{pow}}(R) = \frac{1}{\pi} \int_0^\infty e^{-yR} \text{Im} \mathcal{G}_\alpha(iy) dy, \quad (31)$$

after sending $\eta \rightarrow 0$. The leading contribution for $R \rightarrow \infty$ to the integral in Eq. (31) can be computed again by integrating the imaginary part $\text{Im} \mathcal{G}_\alpha(iy)$ for $y \rightarrow 0$. By exploiting the following series expansion of the polylogarithm [66]

$$\text{Li}_\alpha(e^{\pm y}) = \Gamma(1 - \alpha)(\mp y)^{\alpha-1} + \sum_{j=0}^\infty \frac{\zeta(\alpha - j)}{j!} (\pm y)^j, \quad (32)$$

one obtains

$$I_\alpha^{\text{pow}}(R) = \mathcal{B}_{\alpha,\theta} \cdot \begin{cases} \frac{1}{R^{\alpha+1}} & \alpha > 2 \\ \frac{1}{R^{2\alpha-1}} & 1 < \alpha < 2 \\ \frac{1}{R^{2-\alpha}} & \alpha < 1 \end{cases} \quad (33)$$

with

$$\mathcal{B}_{\alpha,\theta} = \begin{cases} \frac{\alpha \zeta(\alpha-1)}{(\zeta(\alpha) + \cot \theta)^2} & \alpha > 2 \\ \frac{(\cos(\pi\alpha)-1)\Gamma(1-\alpha)\Gamma(2\alpha-1)}{4\Gamma(\alpha)(\cot(\theta) + \zeta(\alpha))^2} & 1 < \alpha < 2 \\ \frac{\cos^3(\frac{\pi\alpha}{2})\Gamma(2-\alpha)(\cot(\theta) + \zeta(\alpha))}{\pi\Gamma(1-\alpha)} & \alpha < 1 \end{cases} \quad (34)$$

While, e.g., the phase diagram of Fig. 1(b) demonstrates the persistence of individual paramagnetic and antiferromagnetic phases with varying α , the analytic expressions Eqs. (33) and (34) for the one-body correlation function clearly show that different regions are in fact present within each phase.

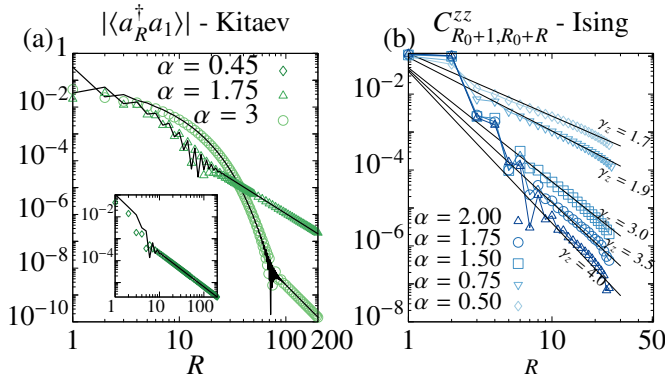


FIG. 5. (a) Comparison between numerical solutions of Eq. (24) (symbols) and the analytic expressions Eqs. (28) and (33) (solid lines) for $\theta = 0.239\pi$ and different α . The inset refers to $\alpha = 0.45$, where the exponential part is negligible. (b) C_{R_0+1, R_0+R}^{zz} correlation for H_{LRI} at $\theta = 0.207\pi$, $L = 100$, $R_0 = L/4$ and different α . The power-law part of C_{R_0+1, R_0+R}^{zz} shows the same decay exponent $\gamma_z = 2\alpha$ for $\alpha > 1$, as $g_2(0, R)$ for H_{LRK} (Eq. (38), solid black lines).

C. Hybrid decay and other correlations

The two contributions from Eqs. (28) and (33) sum up to give the hybrid exponential-algebraic behaviour of Eq. (18) valid for all α . Figure 5(a) shows that the analytical results are in perfect agreement with a numerical solution of Eq. (24).

The anomalous correlation $\langle a_R^\dagger a_0^\dagger \rangle$ can be computed along the same lines as before and is given by

$$\langle a_R^\dagger a_0^\dagger \rangle = \mathcal{A}_{\alpha, \theta}^{(a)} \frac{(-1)^R e^{-\epsilon R}}{\sqrt{R}} + \mathcal{B}_{\alpha, \theta}^{(a)} \cdot \begin{cases} \frac{1}{R^\alpha} & \alpha > 1 \\ \frac{1}{R} & 0 < \alpha < 1 \end{cases} \quad (35)$$

with

$$\mathcal{A}_{\alpha, \theta}^{(a)} = \frac{1}{4\sqrt{\pi}} \frac{\text{Li}_\alpha(-e^{-\epsilon}) - \text{Li}_\alpha(-e^\epsilon)}{|\text{Li}_{\alpha-1}(-e^\epsilon)|^{1/2} (\cot \theta + \text{Li}_\alpha(-e^{-\epsilon}))^{1/2}} \quad (36)$$

and

$$\mathcal{B}_{\alpha, \theta}^{(a)} = \begin{cases} -\frac{1}{4(\cot \theta + \zeta(\alpha))} & \alpha > 1 \\ -\frac{1}{2\pi} \cos \frac{\pi\alpha}{2} & 0 < \alpha < 1. \end{cases} \quad (37)$$

From $\langle a_R^\dagger a_0 \rangle$ and $\langle a_R^\dagger a_0^\dagger \rangle$ we can compute other local correlations by Wick's theorem. For instance, the density-density correlation function $g_2(i, j)$ reads $g_2(i, j) = |\langle a_i^\dagger a_j^\dagger \rangle|^2 - |\langle a_i^\dagger a_j \rangle|^2$ and, from Eqs. (33) and (35), the leading part of its LR power law tail is found to be

$$g_2(0, R) \sim \begin{cases} \frac{1}{R^{2\alpha}} & \alpha > 1 \\ \frac{1}{R^2} & 0 < \alpha < 1. \end{cases} \quad (38)$$

We notice that a hybrid exponential and algebraic behavior similar to that described above has been already observed

numerically in certain spin and fermionic models, e.g., in Refs. [12, 25, 48, 51]. This behaviour is characteristic of the non-local interactions and from our analysis appears to be largely unrelated to the presence or absence of a gap in the spectrum. In fact, we have shown here for Hamiltonians Eqs. (2) that this hybrid decay does not require exotic properties of the spectrum (see Refs. [22] and [21]), rather is due to the different contributions of momenta $k = \pi$ (as for the SR limit) and $k = 0, 2\pi$ respectively. In particular, the latter momenta are responsible for the LR algebraic decay.

Finally, as mentioned before, we notice that (i) the contribution to the imaginary part in Eq. (31) is due to $\text{Li}_\alpha(e^\gamma)$ and disappears in the limit $\alpha \rightarrow \infty$. This implies a simple exponential decay of correlations as expected for a SR model. Conversely, (ii) the exponential decay is negligible when $\alpha \lesssim 1$, as shown in the inset of Fig. 5(a), implying an essentially pure algebraic decay.

D. Comparison with correlations of the LRI model

In this section we compare the decay with distance of the correlation functions $g_2(i, j)$ and $\Sigma(i, j)$ of the LRK models with those of the correlations $C_{i,j}^{zz}$ and $C_{i,j}^{xx}$ of the LRI model, respectively, since they are related by a Jordan-Wigner transformation [see, e.g., Sec. II B 2]. The correlation functions $C_{i,j}^{zz}$ and $C_{i,j}^{xx}$ have been studied within the PM phase in Ref. [25] for $\alpha \gtrsim 0.5$. There, for $\alpha \gtrsim 1$ it was found that the long-distance behaviour is characterized by an algebraic decay with exponents $\gamma_z = 2\alpha$ and $\gamma_x = \alpha$ for the two correlations, respectively.

For $\alpha \gtrsim 1$, our own calculations for $C_{i,j}^{xx}$ and $C_{i,j}^{zz}$ are reported in Fig. 2(b) and Fig. 5(b), respectively. There, we compare the decay of correlations with that of the corresponding correlation functions in the LRK models, $g_2(i, j)$ [see also Eq. (38)] and $\Sigma(i, j)$, respectively, showing very good quantitative agreement with the (semi)-analytic results. In agreement with Refs. [12, 51], an hybrid exponential and power-law behaviour is found for $C_{i,j}^{xx}$ [as well as for $\Sigma(i, j)$ and $g_2(i, j)$].

Conversely, when $\alpha \lesssim 1$ only an algebraic tail is visible for the decay of $C_{i,j}^{zz}$ in Fig. 5 and $C_{i,j}^{xx}$ [as well as $\Sigma(i, j)$] in Fig. 2, since the initial exponential decay is too small to be observed, as expected from the discussion above. Moreover, no universal behaviour for the decay exponents is identifiable for $C_{i,j}^{xx}$ and $C_{i,j}^{zz}$ in this region. The exponents for $C_{i,j}^{xx}$ and $\Sigma(i, j)$ differ here in general, probably because the contribution of the string operators in H_{LRI} becomes more relevant.

In the AM phase, instead, we find that the decay of $C_{i,j}^{zz}$ [Fig. 6(a)] for $\alpha \gtrsim 1$ displays an algebraic tail with an exponent compatible with $\gamma_z = \alpha$, mimicking $C_{i,j}^{xx}$ in the PM phase (a very precise estimate is forbidden by the decay oscillations between even and odd sites). These results are consistent with

those of Ref. [12], obtained for the case $\alpha = 3$. Notably the decay exponent is here always different from the value 2α analytically computed for $g_2(i, j)$ in Eq. (38). This discrepancy is again probably due to the role of the string operators, here quantitatively relevant even for $\alpha \gtrsim 1$. For $\alpha \lesssim 1$ again no universal behaviour for γ_z is found.

IV. EDGE MODES PROPERTIES

A. Massless edge modes

It is known that the SR Kitaev chain hosts modes localized at the edges [11] in the ordered phase for $\pi/4 < \theta < 3\pi/4$. These modes are fermionic and massless (in the limit $L \rightarrow \infty$), thus they have Majorana nature [69] and are a consequence of the topological non-triviality of the ordered phase (see e.g. [70] and references therein).

For the LRK models of Eq. (2), Majorana massless modes are found for $\alpha \gtrsim 1$ in the AM1 region of the phase diagram of Fig. 1(b). Plotting the square of the wavefunction ψ_{0j} corresponding to the zero edge gap Λ_0 , defined in Sec. II B 3, we find for $\epsilon \neq 1$ in Eqs. (2) a hybrid exponential and algebraic decay with the distance from one edge of the chain. The exponent of the algebraic decay of $|\psi_{0j}|^2$ is found to be equal to 2α . This behaviour is similar to that observed in Ref. [51] in the presence of LR pairing only.

Interestingly, here the algebraic tail of the Majorana modes can be tuned to completely disappear by changing the parameter ϵ that fixes the unbalance between the hopping and the pairing terms in the Hamiltonian of Eq. (2). Figure 7(a) shows an example for $\theta = 0.4\pi$ and $\alpha = 3$. When $\epsilon \neq 1$ the hybrid behaviour is fully visible and the state ψ_{0j} decays in the bulk with an algebraic tail. However, by approaching the value $\epsilon = 1$ the algebraic tail of ψ_{0j} decreases and eventually disappears. As a result, for $\epsilon = 1$ the wave function ψ_{0j} becomes exponentially localized at one edge. We find that this exponential localization for $\epsilon = 1$ is present also in the

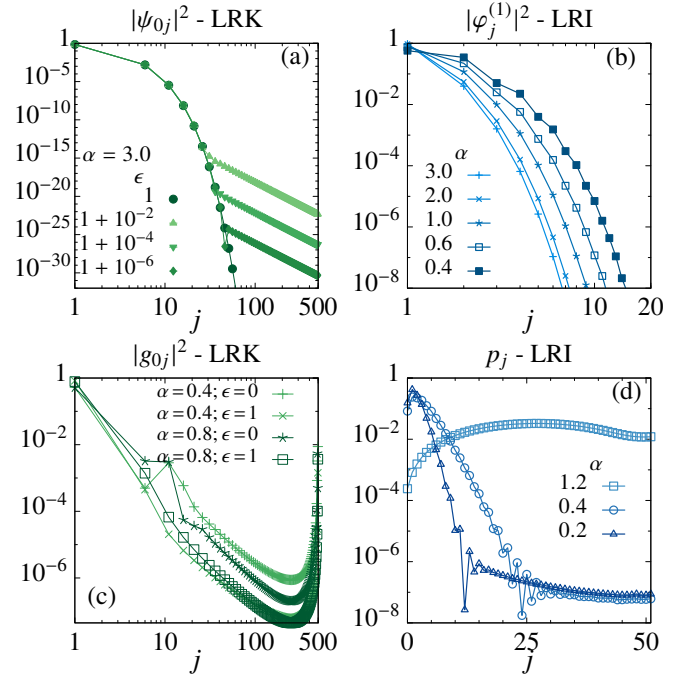


FIG. 7. (a) LRK model: spatial probability distribution for the Majorana edge mode ψ_{0j} in the AM1 phase for $\theta = 0.35\pi$, $\alpha = 3$ and different ϵ . When $\epsilon = 1$, the mode is exponentially localized at one edge, while a power-law tail gradually appears when $\epsilon \neq 1$. (b) LRI model: spatial probability distribution for the mode $\varphi_j^{(1)}$ as function of the lattice site j in the AM phase for different α and $\theta = 0.45\pi$. The decay with j is numerically found to be exponential. (c) LRK model: Spatial probability distribution for the massive edge mode in the AM2 phase for $\theta = 0.7\pi$ for different α and ϵ . The decay with distance is purely power law and the probability distribution is symmetric with respect to half of the chain. (d) LRI model: Probability density $p_j = |w_j^{(1)}|^2 + |w_j^{(2)}|^2$ of the two degenerate excited states $|1^- \rangle$ and $|2^- \rangle$ in the PM2 phase. When $\alpha \gtrsim 1$, p_j spreads into the bulk of the chain. When $\alpha \lesssim 1$, p_j is exponentially localized near a single edge. In panel (b) and (d), we plot only the points compatible with the DRMG errors.

parameter region $\alpha < 1$.

For the LR Ising Hamiltonian of Eq. (1), edge modes appear in the AM phase for every $\alpha > 0$. They have zero mass, since the edge gap $E_{|0-\rangle} - E_{|0+\rangle}$ [defined in Sec. II B 3] vanishes. Examples of these edge modes for different α are given in Fig. 7(b), where we plot the square of the wavefunction $\varphi_j^{(1)}$ defined in Eq. (11). We find numerically that $\varphi_j^{(1)}$ decays exponentially with the distance from the edge of the chain for all values of α , as well as $\varphi_j^{(2)}$ (not shown) from the opposite edge.

B. Massive edge modes

If we extend the analysis of the LR Kitaev Hamiltonian of Eq. (2) to different ϵ and sufficiently small α , a totally new situation arises for the edge gap Λ_0 and the edge modes: In

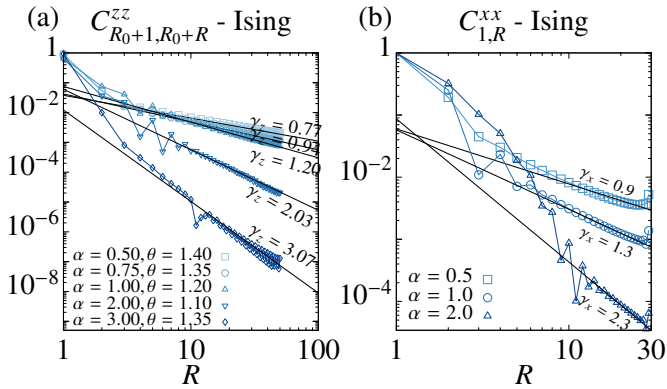


FIG. 6. (a): C_{R_0+1, R_0+R}^{zz} correlation for the LRI for $\theta = 0.35\pi$ (AM phase) and $L = 200$, computed from $R_0 = 100$. The data are fitted by the solid lines $\sim 1/R^{\gamma_z}$, γ_z reported in the plot. (b): $C_{1,R}^{xx}$ correlation at $\theta = 0.207\pi$ (PM phases) for a system of $L = 30$ sites.

the region denoted as AM2 in the phase diagram of Fig. 1(b), we find that Λ_0 (which is zero for $\alpha \gtrsim 1$) becomes nonzero for $\alpha \lesssim 1$ and $\epsilon \neq 1$, also in the thermodynamical limit.

This case is shown in Fig. 1(e), where we plot the edge gap Λ_0 as function of α and θ for $\epsilon = 10$. Between $\epsilon = 1$ and $\epsilon = 10$ we checked a continuous increase of the extension of the region AM2 and no transitions in between. Similarly in Fig. 8(a) we plot Λ_0 together with several other single-particle energies as a function of α and for a fixed θ . These energies have been computed as described in Sec. II B 3. In Fig. 8(a) the mass of the edge mode Λ_0 is easily recognizable for all ϵ , since it is separated from all bulk modes by a finite gap.

Consistently with the discussion above, for $\alpha \gtrsim 1$, Λ_0 is zero as expected from the SR model, so that two degenerate ground states exist as the \mathbb{Z}_2 symmetry of the model is spontaneously broken. However, surprisingly, for $\alpha \lesssim 1$ and $\epsilon \neq 1$, we find that Λ_0 becomes finite and thus the ground state is unique. This indicates that the \mathbb{Z}_2 symmetry of the model (which is broken for $\alpha \gtrsim 1$ in the AM1 phase) is restored for $\alpha \lesssim 1$. As a consequence, the region AM2, where the \mathbb{Z}_2 symmetry is restored, must be separated from AM1 by a quantum phase transition, even if no closure for the mass gap arises in the bulk.

The wavefunction of the lowest massive Λ_0 state is now given by the matrix element g_{0i} defined in Sec. II B 3. By plotting the probability density $|g_{0i}|^2$, we now obtain a localization on the edges that is symmetric with respect to the middle of the chain. This probability density decays algebraically when approaching half of the chain, as is clearly seen in Fig. 7(d).

A similar wavefunction localization at the edges of the system is found also for the LRI model in the PM2 region in the phase diagram of Fig. 1(a) for $\alpha \lesssim 1$, where the \mathbb{Z}_2 symmetry is preserved. However, while for the LRK massive edge modes originate from Majorana edge modes present at $\alpha \gtrsim 1$, for the LRI the edge localization arises for excited states of the bulk spectrum in the region PM1. For $\alpha \lesssim 1$, these states are degenerate, as shown in Fig. 8(b), and separated from the third excited state by a gap that is finite in the thermodynamic limit. Because of this degeneracy, we consider the probability density $p_j = |w_j^{(1)}|^2 + |w_j^{(2)}|^2$, with $w_j^{(1,2)}$ wavefunctions of $|(1, 2)\rangle$ defined in Sec. II B 3. A typical situation is depicted in Fig. 7(d), where we plot p_j as function of the lattice site j for different values of α . For $\alpha \gtrsim 1$, p_j is oscillating and delocalized in the bulk, while it is localized exponentially at the edges for $\alpha \lesssim 1$ and is symmetric with respect to half of the chain.

We leave as an open question whether the edge localization here signals the appearance of a new phase (and without mass-gap closure) with preserved \mathbb{Z}_2 symmetry, similar to the LRK models above.

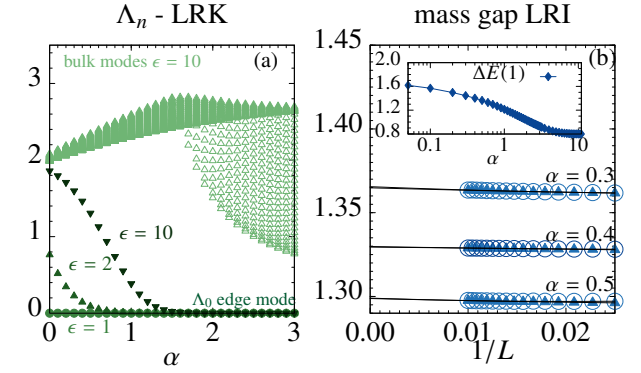


FIG. 8. (a) First 45 low energy states of the LRK models for $L = 500$ and $\theta = 0.7\pi$ as function of α . It is possible to distinguish the Λ_0 mode (solid points for three different ϵ) separated from the $\Lambda_{n>0}$ bulk modes (light green triangles for $\epsilon = 10$). When $\alpha \gtrsim 1$ the vanishing of Λ_0 for $\epsilon \neq 1$ signals the spontaneous breaking of the \mathbb{Z}_2 symmetry of LRK and defines the AM1 phase [see also the phase diagram in Fig. 1(b)]. When $\Lambda_0 > 0$ the \mathbb{Z}_2 symmetry is restored and the phase AM2 appears. (b) Main panel: $\Delta E(1)$ (empty circles) and $\Delta E(2)$ (solid triangles) for the LRI as functions of the inverse of the length of the chain L for $\theta = 0.159\pi$ and for three α reported in the plot. These two states are degenerate in the $L \rightarrow \infty$ limit, as finite-size scaling shows. Inset: $\Delta E(1)$ as function of α for $\theta = 0.159\pi$. When α decreases, $\Delta E(1)$ increases, showing a change for the energy spectrum in the region PM2 of the phase diagram of Fig. 1(a).

V. OBSERVABILITY IN CURRENT EXPERIMENTS

Recent experiments with cold ions have made possible the realization of LR Ising-type Hamiltonians as Eq. (1) with $0 \lesssim \alpha \lesssim 3.5$ [15, 16, 18, 20]. In these experiments, both static and dynamical spin-spin correlations, as well as the spectrum of quasi-particle excitations [24], can be measured with extreme precision, which in principle could allow for an analysis of some of the observables discussed above. For example, the observation of long-distance algebraic of correlations, as well as spectroscopic signatures of the formation of localized excited edge modes for $\alpha \lesssim 1$ could allow for the precise determination of the properties of these LR models.

One key aspect of experiments, however, is that experimentally attainable lengths for ion chains are currently limited to at most few tens of ions. It is thus natural to ask whether the characteristic long-distance decay of correlation functions described above can be observed in systems of such length. To explore this issue, Fig. 6 (right panel) shows the correlation $C_{1,R}^{xx}$ for Hamiltonian Eq. (1) in the PM1 and PM2 phases for a chain of $L = 30$ sites with open boundary conditions and for different α . For $\alpha > 2$, the initial exponential decay dominates the correlations for $R \lesssim 10$, while a comparatively small algebraic tail is found for $R \gtrsim 10$. For $\alpha \lesssim 1$, however, the exponential part has essentially disappeared and the decay is purely algebraic at all distances, as expected from the discussion of Secs. III D. This fundamental change of behaviour around $\alpha \simeq 1$ may be observable. We note, however, that the exponent γ_x of the algebraic decay is here different from that presented in Fig. 2(a), due to strong finite size effects in these

systems. We find similar results for the correlation $C_{I,R}^{zz}$.

On the other hand, the emergence of massive edge modes in the LRI chain could be a convenient diagnostic of the change of nature of the paramagnetic phase for $\alpha \lesssim 1$.

VI. SUMMARY AND OUTLOOK

In this work we have analyzed the phase diagram of the long range anti-ferromagnetic Ising chain and of a class of fermionic Hamiltonian of the Kitaev type, with long-range pairing and hopping. We have clarified in what regions of the phase diagram violation of the area law occurs, and have provided numerical evidence and exact analytical results for the observed hybrid decay of correlation functions, which are found to decay exponentially at short range and algebraically at long range, for all α . We have further demonstrated the breaking of conformal symmetry along the critical lines in both models at low enough α . Most interestingly, for the fermionic models we have demonstrated for the first time that the topological edge modes can become massive for sufficiently small values of $\alpha \lesssim 1$. This implies the existence of a transition to a novel phase without closure of the mass gap, to the known phase with massless Majorana modes for $\alpha \gtrsim 1$. We conjecture that the possibility of a phase transition with nonzero mass gap is due to the peculiar behaviour of LR correlations, showing power-law tails also when the gap does not vanishes. Similarly, we have found that excited bulk states in the paramagnetic phase of the Ising model can

become localized at the edges of the chain for $\alpha \lesssim 1$.

This works may opens several exciting research directions. The first question concerns the nature and topological properties of the proposed new phase of the Kitaev model with $\alpha \lesssim 1$, and of its localized edge modes. We conjecture that these massive edge modes are due to the hybridization of the Majorana modes at small α , due to the bulk overlap between their wave functions, whose decay is slower and slower for decreasing α . This aspect will be the subject of future studies. Another important open question is whether the appearance of massive edge modes may be connected also to the violation of the area-law for the entanglement entropy in these models.

In general, these results represent counter-examples for the topological properties of existing topological models with long-range interactions, as recently analyzed in [48]. The question of whether a possible universal behaviour exists for topological models with long-range interactions is thus still wide open.

ACKNOWLEDGMENTS

We are pleased to thank Alessio Celi, Domenico Giuliano, Alexey Gorshkov, Miguel Angel Martin-Delgado, Andrea Trombettoni and Oscar Viyuela Garcia for fruitful discussions and Fabio Ortolani for help with the DMRG code. We acknowledge support by the ERC-St Grant ColdSIM (No. 307688), EOARD, UdS via Labex NIE and IdEX, RYSQ, computing time at HPC-UdS.

-
- [1] D. Hsieh, D. Qian, L. Wray, Y. Xia, Y. S. Hor, R. J. Cava, and M. Z. Hasan, “A topological Dirac insulator in a quantum spin Hall phase,” *Nature* **452**, 970–974 (2008).
 - [2] M. Hafezi, S. Mittal, J. Fan, A. Migdall, and J. M. Taylor, “Imaging topological edge states in silicon photonics,” *Nat Photon* **7**, 1001–1005 (2013).
 - [3] Gregor Jotzu, Michael Messer, Remi Desbuquois, Martin Lebrat, Thomas Uehlinger, Daniel Greif, and Tilman Esslinger, “Experimental realization of the topological Haldane model with ultracold fermions,” *Nature* **515**, 237–240 (2014).
 - [4] V. Mourik, K. Zuo, S. M. Frolov, S. R. Plissard, E. P. A. M. Bakkers, and L. P. Kouwenhoven, “Signatures of Majorana fermions in hybrid superconductor-semiconductor nanowire devices,” *Science* **336**, 1003 (2012).
 - [5] Marcel Franz, “Majorana’s wires,” *Nat Nano* **8**, 149–152 (2013).
 - [6] Stevan Nadj-Perge, Ilya K. Drozdov, Jian Li, Hua Chen, Sangjun Jeon, Jungpil Seo, Allan H. MacDonald, B. Andrei Bernevig, and Ali Yazdani, “Observation of Majorana fermions in ferromagnetic atomic chains on a superconductor,” *Science* **346**, 602–607 (2014).
 - [7] M. T. Deng, C. L. Yu, G. Y. Huang, M. Larsson, P. Caroff, and H. Q. Xu, “Anomalous Zero-Bias Conductance Peak in a Nb–InSb Nanowire–Nb Hybrid Device,” *Nano Letters* **12**, 6414–6419 (2012).
 - [8] Anindya Das, Yuval Ronen, Yonatan Most, Yuval Oreg, Moty Heiblum, and Hadas Shtrikman, “Zero-bias peaks and splitting in an Al–InAs nanowire topological superconductor as a signature of Majorana fermions,” *Nat. Phys.* **8**, 887–895 (2012).
 - [9] Leonid P. Rokhinson, Xinyu Liu, and Jacek K. Furdyna, “The fractional a.c. Josephson effect in a semiconductor-superconductor nanowire as a signature of Majorana particles,” *Nat Phys* **8**, 795–799 (2012).
 - [10] A. D. K. Finck, D. J. Van Harlingen, P. K. Mohseni, K. Jung, and X. Li, “Anomalous modulation of a zero-bias peak in a hybrid nanowire-superconductor device,” *Phys. Rev. Lett.* **110**, 126406 (2013).
 - [11] A Yu Kitaev, “Unpaired Majorana fermions in quantum wires,” *Physics-Uspekhi* **44**, 131 (2001).
 - [12] X.-L. Deng, D. Porras, and J. I. Cirac, “Effective spin quantum phases in systems of trapped ions,” *Phys. Rev. A* **72**, 063407 (2005).
 - [13] C. Schneider, D. Porras, and T. Schaetz, “Experimental quantum simulations of many-body physics with trapped ions,” *Rep. Prog. Phys.* **75**, 024401 (2012).
 - [14] A. Friedenauer, H. Schmitz, J. T. Glueckert, D. Porras, and T. Schaetz, “Simulating a quantum magnet with trapped ions,” *Nat Phys* **4**, 757–761 (2008).
 - [15] Joseph W. Britton, Brian C. Sawyer, Adam C. Keith, C. C. Joseph Wang, James K. Freericks, Hermann Uys, Michael J. Biercuk, and John J. Bollinger, “Engineered two-dimensional Ising interactions in a trapped-ion quantum simulator with hundreds of spins,” *Nature* **484**, 489–492 (2012).

- [16] P. Jurcevic, B. P. Lanyon, P. Hauke, C. Hempel, P. Zoller, R. Blatt, and C. F. Roos, “Quasiparticle engineering and entanglement propagation in a quantum many-body system,” *Nature* **511**, 202–205 (2014).
- [17] A. Bermudez, T. Schaetz, and M. B. Plenio, “Dissipation-assisted quantum information processing with trapped ions,” *Phys. Rev. Lett.* **110**, 110502 (2013).
- [18] R. Islam, C. Senko, W. C. Campbell, S. Korenblit, J. Smith, A. Lee, E. E. Edwards, C.-C. J. Wang, J. K. Freericks, and C. Monroe, “Emergence and Frustration of Magnetism with Variable-Range Interactions in a Quantum Simulator,” *Science* **340**, 583–587 (2013).
- [19] P. Hauke and L. Tagliacozzo, “Spread of correlations in long-range interacting quantum systems,” *Phys. Rev. Lett.* **111**, 207202 (2013).
- [20] P. Richerme, Z.-X. Gong, A. Lee, C. Senko, J. Smith, M. Foss-Feig, S. Michalakis, A. V. Gorshkov, and C. Monroe, “Non-local propagation of correlations in quantum systems with long-range interactions,” *Nature* **511**, 198–201 (2014).
- [21] Michael Foss-Feig, Zhe-Xuan Gong, Charles W. Clark, and Alexey V. Gorshkov, “Nearly Linear Light Cones in Long-Range Interacting Quantum Systems,” *Phys. Rev. Lett.* **114**, 157201 (2015).
- [22] Zhe-Xuan Gong, Michael Foss-Feig, Spyridon Michalakis, and Alexey V. Gorshkov, “Persistence of locality in systems with power-law interactions,” *Phys. Rev. Lett.* **113**, 030602 (2014).
- [23] J. Schachenmayer, B. P. Lanyon, C. F. Roos, and A. J. Daley, “Entanglement growth in quench dynamics with variable range interactions,” *Phys. Rev. X* **3**, 031015 (2013).
- [24] P. Jurcevic, P. Hauke, C. Maier, C. Hempel, B. P. Lanyon, R. Blatt, and C. F. Roos, “Spectroscopy of interacting quasiparticles in trapped ions,” ArXiv e-prints (2015), [arXiv:1505.02066](https://arxiv.org/abs/1505.02066) [quant-ph].
- [25] Thomas Koffel, M. Lewenstein, and Luca Tagliacozzo, “Entanglement Entropy for the Long-Range Ising Chain in a Transverse Field,” *Phys. Rev. Lett.* **109**, 267203 (2012).
- [26] Kaden R. A. Hazzard, Mauritz van den Worm, Michael Foss-Feig, Salvatore R. Manmana, Emanuele G. Dalla Torre, Tilman Pfau, Michael Kastner, and Ana Maria Rey, “Quantum correlations and entanglement in far-from-equilibrium spin systems,” *Phys. Rev. A* **90**, 063622 (2014).
- [27] F. Pientka, L. I. Glazman, and F. von Oppen, “Topological superconducting phase in helical Shiba chains,” *Phys. Rev. B* **88**, 155420 (2013).
- [28] L.-M. Duan, E. Demler, and M. D. Lukin, “Controlling Spin Exchange Interactions of Ultracold Atoms in Optical Lattices,” *Phys. Rev. Lett.* **91**, 090402 (2003).
- [29] J. J. García-Ripoll, M. A. Martin-Delgado, and J. I. Cirac, “Implementation of Spin Hamiltonians in Optical Lattices,” *Phys. Rev. Lett.* **93**, 250405 (2004).
- [30] M. A. Baranov, Klaus Osterloh, and M. Lewenstein, “Fractional Quantum Hall States in Ultracold Rapidly Rotating Dipolar Fermi Gases,” *Phys. Rev. Lett.* **94**, 070404 (2005).
- [31] N. R. Cooper, E. H. Rezayi, and S. H. Simon, “Vortex Lattices in Rotating Atomic Bose Gases with Dipolar Interactions,” *Phys. Rev. Lett.* **95**, 200402 (2005).
- [32] A. Micheli, G. K. Brennen, and P. Zoller, “A toolbox for lattice-spin models with polar molecules,” *Nat Phys* **2**, 341–347 (2006).
- [33] Gavin K Brennen, Andrea Micheli, and Peter Zoller, “Designing spin-1 lattice models using polar molecules,” *New Journal of Physics* **9**, 138 (2007).
- [34] T. Lahaye, C. Menotti, L. Santos, M. Lewenstein, and T. Pfau, “The physics of dipolar bosonic quantum gases,” *Reports on Progress in Physics* **72**, 126401 (2009).
- [35] N. R. Cooper and G. V. Shlyapnikov, “Stable topological superfluid phase of ultracold polar fermionic molecules,” *Phys. Rev. Lett.* **103**, 155302 (2009).
- [36] Hendrik Weimer, Markus Müller, Igor Lesanovsky, Peter Zoller, and Hans Peter Büchler, “A Rydberg quantum simulator,” *Nat Phys* **6**, 382–388 (2010).
- [37] J. Levinsen, N. R. Cooper, and G. V. Shlyapnikov, “Topological $p_x + ip_y$ superfluid phase of fermionic polar molecules,” *Phys. Rev. A* **84**, 013603 (2011).
- [38] M. A. Baranov, M. Dalmonte, G. Pupillo, and P. Zoller, “Condensed matter theory of dipolar quantum gases,” *Chemical Reviews* **112**, 5012–5061 (2012).
- [39] N. Y. Yao, C. R. Laumann, A. V. Gorshkov, S. D. Bennett, E. Demler, P. Zoller, and M. D. Lukin, “Topological Flat Bands from Dipolar Spin Systems,” *Phys. Rev. Lett.* **109**, 266804 (2012).
- [40] David Peter, Axel Griesmaier, Tilman Pfau, and Hans Peter Büchler, “Driving dipolar fermions into the quantum hall regime by spin-flip induced insertion of angular momentum,” *Phys. Rev. Lett.* **110**, 145303 (2013).
- [41] N. Y. Yao, A. V. Gorshkov, C. R. Laumann, A. M. Läuchli, J. Ye, and M. D. Lukin, “Realizing Fractional Chern Insulators in Dipolar Spin Systems,” *Phys. Rev. Lett.* **110**, 185302 (2013).
- [42] Salvatore R. Manmana, E. M. Stoudenmire, Kaden R. A. Hazzard, Ana Maria Rey, and Alexey V. Gorshkov, “Topological phases in ultracold polar-molecule quantum magnets,” *Phys. Rev. B* **87**, 081106 (2013).
- [43] Alexey V. Gorshkov, Kaden R. A. Hazzard, and Ana Maria Rey, “Kitaev honeycomb and other exotic spin models with polar molecules,” *Molecular Physics* **111**, 1908–1916 (2013).
- [44] Mohammad F. Maghrebi, Norman Y. Yao, Mohammad Hafezi, Thomas Pohl, Ofer Firstenberg, and Alexey V. Gorshkov, “Fractional quantum Hall states of Rydberg polaritons,” *Phys. Rev. A* **91**, 033838 (2015).
- [45] N. Y. Yao, S. D. Bennett, C. R. Laumann, B. L. Lev, and A. V. Gorshkov, “Bilayer fractional quantum Hall states with ultracold dysprosium,” ArXiv e-prints (2015), [arXiv:1505.03099](https://arxiv.org/abs/1505.03099) [cond-mat.quant-gas].
- [46] I. Cohen and A. Retzker, “Proposal for Verification of the Haldane Phase Using Trapped Ions,” *Phys. Rev. Lett.* **112**, 040503 (2014).
- [47] C. Senko, P. Richerme, J. Smith, A. Lee, I. Cohen, A. Retzker, and C. Monroe, “Realization of a Quantum Integer-Spin Chain with Controllable Interactions,” *Phys. Rev. X* **5**, 021026 (2015).
- [48] Z.-X. Gong, M. F. Maghrebi, A. Hu, M. L. Wall, M. Foss-Feig, and A. V. Gorshkov, “Topological phases with long-range interactions,” ArXiv e-prints (2015), [arXiv:1505.03146](https://arxiv.org/abs/1505.03146) [cond-mat.quant-gas].
- [49] Steven R. White, “Density matrix formulation for quantum renormalization groups,” *Phys. Rev. Lett.* **69**, 2863–2866 (1992).
- [50] U. Schollwöck, “The density-matrix renormalization group,” *Rev. Mod. Phys.* **77**, 259–315 (2005).
- [51] Davide Vodola, Luca Lepori, Elisa Ercolessi, Alexey V. Gorshkov, and Guido Pupillo, “Kitaev chains with long-range pairing,” *Phys. Rev. Lett.* **113**, 156402 (2014).
- [52] E. Lieb, T. Schultz, and D. Mattis, “Two soluble models of an antiferromagnetic chain,” *Annals of Physics* **16**, 407 (1961).
- [53] L. Amico, R. Fazio, A. Osterloh, and V. Vedral, “Entanglement in many-body systems,” *Rev. Mod. Phys.* **80**, 517 (2008).
- [54] J. Eisert, M. Cramer, and M. B. Plenio, “Colloquium: Area laws for the entanglement entropy,” *Rev. Mod. Phys.* **82**, 277 (2010).

- [55] P. Calabrese and J. Cardy, “Entanglement entropy and quantum field theory,” *J. Stat. Mech.* **2004**, P06002 (2004).
- [56] P. di Francesco, P. Mathieu, and D. Senechal, *Conformal Field Theory* (Springer, 1997).
- [57] Malte Henkel, *Conformal Invariance and Critical Phenomena* (Springer, New York, 1999).
- [58] T. T. Truong and I. I. Peschel, “Diagonalisation of finite-size corner transfer matrices and related spin chains,” *Z. Phys. B* **75**, 119 (1989).
- [59] I. Peschel, M. Kaulke, and O. Legeza, “Density-matrix spectra for integrable models,” *Ann. Phys. (Leipzig)* **8**, 153 (1999).
- [60] I. Peschel, “Calculation of reduced density matrices from correlation functions,” *J. Phys. A* **36**, L205 (2003).
- [61] I. Peschel, “Special Review: Entanglement in Solvable Many-Particle Models,” *Brazilian Journal of Physics* **42**, 267 (2012).
- [62] Chetan Nayak, Steven H. Simon, Ady Stern, Michael Freedman, and Sankar Das Sarma, “Non-Abelian anyons and topological quantum computation,” *Rev. Mod. Phys.* **80**, 1083–1159 (2008).
- [63] E. M. Stoudenmire, Jason Alicea, Oleg A. Starykh, and Matthew P.A. Fisher, “Interaction effects in topological superconducting wires supporting Majorana fermions,” *Phys. Rev. B* **84**, 014503 (2011).
- [64] G. Mussardo, *Statistical Field Theory, An Introduction to Exactly Solved Models in Statistical Physics* (Oxford University Press, New York, 2010).
- [65] The presence of massless edge modes in the AM phase of the LRI model is not a sign of symmetry-protected topological order, as it is discussed for the short-range Ising model in, e.g., [71].
- [66] Frank W. J. Olver, Daniel W. Lozier, Ronald F. Boisvert, and Charles W. Clark, *NIST Handbook of Mathematical Functions* (Cambridge University Press, Cambridge, England, 2010).
- [67] M. Roncaglia, L. Campos Venuti, and C. Degli Esposti Boschi, “Rapidly converging methods for the location of quantum critical points from finite-size data,” *Phys. Rev. B* **77**, 155413 (2008).
- [68] M. J. Ablowitz and A. T. S. Fokas, *Complex Variables Introduction and Applications* (Cambridge University Press, 2003).
- [69] Frank Wilczek, “Majorana returns,” *Nat. Phys.* **5**, 614–618 (2009).
- [70] Lukasz Fidkowski and Alexei Kitaev, “Topological phases of fermions in one dimension,” *Phys. Rev. B* **83**, 075103 (2011).
- [71] Martin Greiter, Vera Schnells, and Ronny Thomale, “The 1D Ising model and the topological phase of the Kitaev chain,” *Annals of Physics* **351**, 1026 – 1033 (2014).