

Wiredtapped Signal Leakage Minimization for Secure Multiuser MIMO Systems via Interference Alignment

Tung T. Vu^{1,2}, Ha Hoang Kha², Trung Q. Duong³, Nguyen-Son Vo¹

¹ Duy Tan University, Vietnam (e-mail: {vuthanhtung1,vonguyenson}@dtu.edu.vn)

² Ho Chi Minh City University of Technology, Vietnam (e-mail: hhkha@hcmut.edu.vn)

³ Queen's University Belfast, UK (e-mail: trung.q.duong@qub.ac.uk)

Abstract—In this paper, interference alignment (IA) is designed for secure multiuser multiple-input multiple-output systems in the presence of an eavesdropper. The proposed IA technique designs the transmit precoding and receiving subspace matrices to minimize both the total inter-main-link interference and the wiretapped signals. With perfect channel state information is known at the transmitters (Tx), the cost function of the optimization problem is alternatively minimized over the precoding matrices at the Tx and the receiving subspace matrices at the receivers (Rxs) and the eavesdropper. The feasible condition, the proof of convergence of the proposed IA approach are provided. Numerical results reveal a significant improvement in terms of average secrecy sum rate of our IA algorithm as compared to the conventional IA design.

I. INTRODUCTION

Due to the broadcasting nature of the wireless multiuser multiple-input multiple-output (MIMO) communication networks, the data transmission among legitimate users is susceptible to be wiretapped by nearby eavesdroppers. Various signal processing techniques in the physical layer have been developed to enhance secrecy against the eavesdropper [1]–[5]. However, all the solutions in [1]–[5] mainly focuses on the optimization problems of secrecy sum rate (SSR) in the broadcast channels in which only one base station communicates with multiple users in the network. The secure communication for multiple transmitter-receiver (Tx-Rx) pair transmissions has not been studied. It should be emphasized that the sum rate maximization of the MIMO interference channels with multiple user pairs is mathematically challenging even for the scenarios without taking secure transmission into consideration. Interference alignment (IA) has recently been exploited as a potential technique to increase the secrecy in multiuser MIMO systems [6], [7]. The authors in [6] has proven that it is possible for each user in the network to achieve a nonzero secure degrees of freedom (DoF) when using an IA scheme along with precoding matrix at each Tx. It has been shown in [7] that the secure transmission is also feasible where the number of antennas at legitimate Tx and Rx is greater than those of the eavesdropper. However, a detailed IA design for secure multiuser MIMO communication networks has not been explored in the literature.

In this paper, we study on the secure communication for multiuser MIMO systems in presence of an eavesdropper. Inspired by the standard IA technique in [8]–[10], we de-

velop the IA scheme, namely the wiretapped-signal-leakage-minimization (WSLM) IA technique, for the secrecy transmission in multiuser MIMO systems. By forcing the receiving signals at the eavesdropper into reduced-dimensional receiving subspace, and then minimizing the total signal power, the desired signal will become harder to be recovered at the eavesdropper. The standard IA technique has been well studied in MIMO systems without the eavesdropper [8]–[10]. The authors in [8] have proposed a scheme which make the Rxs interference-free by forcing interfering signals into a reduced-dimensional subspace. However, closed-form solutions of the precoders with more than 3 users appear to be critical. Therefore, iterative techniques have been investigated [9], [10], in which the precoding matrices at Tx and the interference subspace matrices at Rxs are updated in every iteration. Compared with the scheme in [8], the iterative algorithm can efficiently obtain the optimal precoding matrices and interference subspaces for the system with more than 3 Tx-Rx pairs. Motivated by these works, we adopt the iterative approach to design IA for the secure multiuser MIMO systems. We also derived the proof of convergence, the feasible condition and the analysis on system parameters for the best IA design. Simulation results show that the proposed IA design outperforms the conventional approach [10] in terms of average SSR.

The rest of this paper is organized as follows. Section II introduces the multiuser MIMO system in the presence of an eavesdropper. In Section III, we propose the IA algorithm. The numerical results are provided in Section IV. Finally, Section V presents concluding remarks.

Notation: \mathbf{X} and \mathbf{x} are respectively denoted as a complex matrix and a vector. \mathbf{X}^T and \mathbf{X}^H are the transposition and conjugate transposition of the complex matrix \mathbf{X} , respectively. \mathbf{I} and $\mathbf{0}$ are respectively identity and zero matrices with the appropriate dimensions. $\text{tr}(\cdot)$, $\text{rank}(\cdot)$ and $\mathbb{E}(\cdot)$ are the trace, rank and expectation operators, respectively. $\|\mathbf{X}\|_F$ is the Frobenius norm. $\mathbf{x} \sim \mathcal{CN}(\bar{\mathbf{x}}, \mathbf{R}_{\mathbf{x}})$ means that \mathbf{x} is a complex Gaussian random vector with means $\bar{\mathbf{x}}$ and covariance $\mathbf{R}_{\mathbf{x}}$. $\mathcal{R}(\mathbf{X})$ and $\mathcal{N}(\mathbf{X})$ are respectively the range and nullity of matrix \mathbf{X} . \mathcal{X}^\perp and $\dim\{\mathcal{X}\}$ is denoted as the orthogonal subspace and the dimension of subspace \mathcal{X} , respectively.

II. SYSTEM MODEL

Consider a MIMO interference channel with K Tx-Rx pairs and an eavesdropper as depicted in Fig. 1. Without

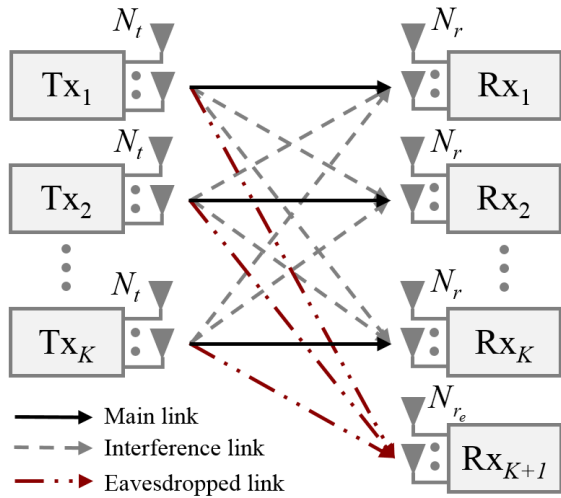


Fig. 1. A system model of secure multiuser MIMO communication network.

loss of generality, we assume that the eavesdropper is the $(K + 1)$ -th Rx with the N_{r_e} antennas, all Txs and Rxs are equipped with the same number of antennas N_t and N_r , respectively, and communicate with the same number of data stream d . The received signal $\mathbf{y}_k \in \mathbb{C}^{N_r \times 1}$ at the k -th Rx for $k \in \mathcal{K} = \{1, \dots, K\}$ can be given as

$$\mathbf{y}_k = \sum_{\ell=1}^K \mathbf{H}_{k,\ell} \mathbf{F}_\ell \mathbf{s}_\ell + \mathbf{n}_k \quad (1)$$

where $\mathbf{H}_{k,\ell} \in \mathbb{C}^{N_r \times N_t}$ is the static flat-fading MIMO channels matrix from the ℓ -th Tx to the k -th Rx, $\mathbf{F}_k \in \mathbb{C}^{N_t \times d}$ is the precoding matrix applied on the signal vector $\mathbf{s}_k \in \mathbb{C}^{d \times 1}$ and $\mathbf{n}_k \sim \mathcal{CN}(0, \sigma_k^2 \mathbf{I}_{N_r})$ is a complex Gaussian noise vector. Assuming that $\mathbb{E}\{\mathbf{s}_k \mathbf{s}_k^H\} = \mathbf{I}_d$ and the global channel state information (CSI) is available, the channel capacity at the k -th legitimate Rx, for $k \in \mathcal{K}$, can be calculated as [11]

$$\mathcal{R}_k = \log_2 |\mathbf{I}_{N_r} + \mathbf{H}_{k,k} \mathbf{F}_k \mathbf{F}_k^H \mathbf{H}_{k,k}^H \mathbf{R}_{z_k}^{-1}| \quad (2)$$

where $\mathbf{R}_{z_k} = \sum_{\ell=1, \ell \neq k}^K \mathbf{H}_{k,\ell} \mathbf{F}_\ell \mathbf{F}_\ell^H \mathbf{H}_{k,\ell}^H + \sigma_k^2 \mathbf{I}_{N_r}$ is the correlation matrix of interference and noise in Eq. (1). The eavesdropper or the $(K + 1)$ -th Rx wiretaps the data signal from the k -th Tx-Rx pair and the information leakage rate of this wiretap channel can be given by

$$\mathcal{R}_k^{(e)} = \log_2 |\mathbf{I}_{N_{r_e}} + \mathbf{H}_{K+1,k} \mathbf{F}_k \mathbf{F}_k^H \mathbf{H}_{K+1,k}^H \mathbf{R}_{e,k}^{-1}| \quad (3)$$

where $\mathbf{R}_{e,k} = \sum_{\ell=1, \ell \neq k}^K \mathbf{H}_{K+1,\ell} \mathbf{F}_\ell \mathbf{F}_\ell^H \mathbf{H}_{K+1,\ell}^H + \sigma_k^2 \mathbf{I}_{N_{r_e}}$ is the interference plus noise correlation matrix at the eavesdropper. Now, the secrecy rate for the k -th Tx-Rx pair can be defined as

$$\mathcal{R}_{S,k} = [\mathcal{R}_k - \mathcal{R}_k^{(e)}]^+ \quad (4)$$

Finally, the SSR of multiuser MIMO system can be expressed as

$$\mathcal{R}_S = \sum_{k=1}^K \mathcal{R}_{S,k} = \sum_{k=1}^K [\mathcal{R}_k - \mathcal{R}_k^{(e)}]^+, \quad (5)$$

where $[a]^+ = \max(a, 0)$.

III. WSLM FOR SECURITY MULTIUSER MIMO COMMUNICATION VIA IA

The aim of WSLM IA design is to find the precoding matrices $\{\mathbf{F}_k\}_{k=1}^K$ which aligns all interference signals at the legitimate Rxs into reduced subspaces and all signals at the eavesdropper into a subspace. Mathematically, the precoder matrices $\{\mathbf{F}_k\}_{k=1}^K$ and the receiving signal subspace matrix $\{\mathbf{W}_k\}_{k=1}^{K+1}$ (at the legitimate Rxs and the eavesdropper) satisfy the three following conditions

$$\text{rank}(\mathbf{W}_k^H \mathbf{H}_{k,k} \mathbf{F}_k) = d \quad (6)$$

$$\mathbf{W}_k^H \mathbf{H}_{k,\ell} \mathbf{F}_\ell = \mathbf{0}; \forall \ell \neq k, \ell \in \mathcal{K} \quad (7)$$

$$\mathbf{W}_{K+1}^H \mathbf{H}_{K+1,\ell} \mathbf{F}_\ell = \mathbf{0}; \forall \ell \in \mathcal{K}. \quad (8)$$

Conditions (6) guarantees that the intended signal at the k -th Rx achieves d degree of freedom when $\mathbf{H}_{k,k}$ is full rank. The condition (7) ensures no inter-main link interference (IMLI), i.e., no interference among the legitimate users, at the k -th Rx. Condition (8) makes certain that there is no leakage signal wiretapped at the eavesdropper or the $(K + 1)$ -th Rx.

To remove the IMLIs at the intended k -th Rx, we align the interference signal $\mathbf{H}_{k,\ell} \mathbf{F}_\ell$ into the interference receiving subspace \mathcal{W}_k^\perp which is spanned by the orthonormal basis matrix \mathbf{U}_k . Hence, the total interference leakage inside the receiving subspace is defined by

$$\begin{aligned} \mathfrak{J}_1(\{\mathbf{F}_k\}_{k=1}^K, \{\mathbf{U}_k\}_{k=1}^K) \\ = \sum_{k=1}^K \sum_{\ell=1, \ell \neq k}^K \|\mathbf{H}_{k,\ell} \mathbf{F}_\ell - \mathbf{U}_k \mathbf{U}_k^H \mathbf{H}_{k,\ell} \mathbf{F}_\ell\|_F^2. \end{aligned} \quad (9)$$

To reduce the wiretapped information, we align all the receiving signals at the eavesdropper into a receiving subspace \mathcal{W}_{K+1} spanned by the orthonormal basis matrix \mathbf{W}_{K+1} where their total signal power is minimized. Mathematically, we aim to minimize

$$\begin{aligned} \mathfrak{J}_2(\{\mathbf{F}_k\}_{k=1}^K, \mathbf{U}_{K+1}) \\ = \sum_{k=1}^K \|\mathbf{H}_{K+1,k} \mathbf{F}_k - \mathbf{U}_{K+1} \mathbf{U}_{K+1}^H \mathbf{H}_{K+1,k} \mathbf{F}_k\|_F^2 \end{aligned} \quad (10)$$

where \mathbf{U}_{K+1} is the orthonormal basis of the subspace \mathcal{W}_{K+1}^\perp .

Finally, the IA problem can be expressed as the following joint optimization problem

$$\min_{\{\mathbf{F}_k\}_{k=1}^K, \{\mathbf{U}_k\}_{k=1}^{K+1}} \mathfrak{J}(\{\mathbf{F}_k\}_{k=1}^K, \{\mathbf{U}_k\}_{k=1}^{K+1}) \quad (11a)$$

$$\text{s.t.} \quad \mathbf{F}_k^H \mathbf{F}_k = \frac{P_t}{d} \mathbf{I}; \forall k \in \mathcal{K} \quad (11b)$$

$$\mathbf{U}_k^H \mathbf{U}_k = \mathbf{I}; \forall k \in \mathcal{K} \cup \{K + 1\} \quad (11c)$$

where

$$\begin{aligned} \mathfrak{J}(\{\mathbf{F}_k\}_{k=1}^K, \{\mathbf{U}_k\}_{k=1}^{K+1}) \\ = \mathfrak{J}_1(\{\mathbf{F}_k\}_{k=1}^K, \{\mathbf{U}_k\}_{k=1}^K) + \mathfrak{J}_2(\{\mathbf{F}_k\}_{k=1}^K, \mathbf{U}_{K+1}) \end{aligned} \quad (12)$$

We now derive the solution of problem (11) via alternating minimization [10] in the following.

Transmit precoder selection: When $\{\mathbf{U}_k\}_{k=1}^{K+1}$ are fixed, for finding \mathbf{F}_ℓ , (11) reduces to the optimization problem

$$\min_{\mathbf{F}_\ell} \quad \text{tr} \left\{ \mathbf{F}_\ell^H \left(\sum_{k=1, k \neq \ell}^{K+1} \mathbf{H}_{k,\ell}^H (\mathbf{I} - \mathbf{U}_k \mathbf{U}_k^H) \mathbf{H}_{k,\ell} \right) \mathbf{F}_\ell \right\} \quad (13a)$$

$$\text{s.t.} \quad \mathbf{F}_\ell^H \mathbf{F}_\ell = \frac{P_t}{d} \mathbf{I}, \quad \forall \ell \in \mathcal{K} \quad (13b)$$

The solution to the above optimization problem is given by [12]

$$\mathbf{F}_\ell = \sqrt{\frac{P_t}{d}} \zeta_{\min}^d \left\{ \sum_{k=1, k \neq \ell}^{K+1} \mathbf{H}_{k,\ell}^H (\mathbf{I} - \mathbf{U}_k \mathbf{U}_k^H) \mathbf{H}_{k,\ell} \right\} \quad (14)$$

where $\zeta_{\min}^d \{\mathbf{X}\}$ is a matrix whose columns are the d eigenvectors corresponding to the d smallest eigenvalues of \mathbf{X} .

Receiver interference subspace selection: Secondly, when \mathbf{F}_ℓ is fixed, from (11), the orthonormal basis \mathbf{U}_k can be selected by solving the following optimization problem

$$\max_{\mathbf{U}_k} \quad \text{tr} \left\{ \mathbf{U}_k^H \left(\sum_{\ell=1, \ell \neq k}^K \mathbf{H}_{k,\ell} \mathbf{F}_\ell \mathbf{F}_\ell^H \mathbf{H}_{k,\ell}^H \right) \mathbf{U}_k \right\} \quad (15a)$$

$$\text{s.t.} \quad \mathbf{U}_k^H \mathbf{U}_k = \mathbf{I}. \quad (15b)$$

Hence, \mathbf{U}_k can be given by [12]

$$\mathbf{U}_k = \zeta_{\max}^{N_r-d} \left\{ \sum_{\ell=1, \ell \neq k}^K \mathbf{H}_{k,\ell} \mathbf{F}_\ell \mathbf{F}_\ell^H \mathbf{H}_{k,\ell}^H \right\} \quad (16)$$

where $\zeta_{\max}^{N_r-d} \{\mathbf{X}\}$ is a matrix whose columns are the $(N_r - d)$ dominant eigenvectors of matrix \mathbf{X} .

To deal with wiretapped signals, we assume that \mathbf{W}_{K+1} is a $N_{r_e} \times n$ matrix where $n \leq N_{r_e}$. Since \mathbf{W}_{K+1} is an orthonormal basis matrix, $\text{rank}(\mathbf{W}_{K+1}) = \text{rank}(\mathbf{W}_{K+1}^H) = n$. To satisfy condition (8), $\mathbf{H}_{K+1,\ell} \mathbf{F}_\ell \in \mathbb{C}^{N_{r_e} \times d}$ must lie in the null space of \mathbf{W}_{K+1}^H . Hence, the existence condition of \mathbf{W}_{K+1}^H is $N_{r_e} - n \geq d$. Thus, we consider the case that $n = N_{r_e} - d$ for the dimension of the null space of \mathbf{W}_{K+1}^H to be smallest, to make the eavesdropper harder to recover signal. Then, the matrix size of \mathbf{U}_{K+1} must be $N_{r_e} \times d$. From (11), the orthonormal basis \mathbf{U}_{K+1} can be found by solving the following optimization problem

$$\max_{\mathbf{U}_{K+1}} \quad \text{tr} \left\{ \mathbf{U}_{K+1}^H \left(\sum_{\ell=1}^K \mathbf{H}_{K+1,\ell} \mathbf{F}_\ell \mathbf{F}_\ell^H \mathbf{H}_{K+1,\ell}^H \right) \mathbf{U}_{K+1} \right\} \quad (17a)$$

$$\text{s.t.} \quad \mathbf{U}_{K+1}^H \mathbf{U}_{K+1} = \mathbf{I}_d. \quad (17b)$$

The solution to (17) can be found as follows [12]

$$\mathbf{U}_{K+1} = \zeta_{\max}^d \left\{ \sum_{\ell=1}^K \mathbf{H}_{K+1,\ell} \mathbf{F}_\ell \mathbf{F}_\ell^H \mathbf{H}_{K+1,\ell}^H \right\} \quad (18)$$

The step-by-step iterative algorithm for the WSLM method can be shown in Algorithm 1.

Algorithm 1 : Proposed WSLM IA Algorithm for Secure Multiuser MIMO Systems

- 1: Inputs: $d, \mathbf{H}_{k,\ell}, \forall k \in \mathcal{K} \cup \{K+1\}, \forall \ell \in \mathcal{K}, \kappa = 0, \kappa_{\max}$, where κ is the iteration index;
 - 2: Initial variables: random matrix $\{\mathbf{F}_k^{(0)}\}_{k=1}^K$ satisfied $\mathbf{F}_k^{(0)H} \mathbf{F}_k^{(0)} = \sqrt{\frac{P_t}{d}} \mathbf{I}_d$; then select $\{\mathbf{U}_k^{(0)}\}_{k=1}^{K+1}$ from (16) and (18);
 - 3: Evaluate the objective function $\mathfrak{J}(\{\mathbf{F}_k^{(0)}\}_{k=1}^K, \{\mathbf{U}_k^{(0)}\}_{k=1}^{K+1})$ from (11);
 - 4: **while** $\kappa < \kappa_{\max}$ **do**
 - 5: For fixed $\{\mathbf{U}_k^{(\kappa)}\}_{k=1}^{K+1}$, select $\{\mathbf{F}_k^{(\kappa+1)}\}_{k=1}^K$ from (14);
 - 6: For fixed $\{\mathbf{F}_k^{(\kappa+1)}\}_{k=1}^K$, select $\{\mathbf{U}_k^{(\kappa+1)}\}_{k=1}^{K+1}$ from (16) and (18);
 - 7: Evaluate the objective function $\mathfrak{J}(\{\mathbf{F}_k^{(\kappa+1)}\}_{k=1}^K, \{\mathbf{U}_k^{(\kappa+1)}\}_{k=1}^{K+1})$ from (11);
 - 8: $\kappa = \kappa + 1$;
 - 9: Repeat steps 5-8 until convergence.
 - 10: **end while**
-

A. Convergence analysis for the WSLM IA design

In the κ -th iteration, after step 5 and 6 in Algorithm 1, it can be verified that

$$\mathfrak{J}(\{\mathbf{F}_k^{(\kappa+1)}\}_{k=1}^K, \{\mathbf{U}_k^{(\kappa+1)}\}_{k=1}^{K+1}) \leq \mathfrak{J}(\{\mathbf{F}_k^{(\kappa)}\}_{k=1}^K, \{\mathbf{U}_k^{(\kappa)}\}_{k=1}^{K+1}) \quad (19)$$

That is, the cost function \mathfrak{J} in (11) is reduced monotonically over iteration. In addition, the cost function is bounded below by zero. Thus, the convergence of the first proposed IA algorithm is guaranteed.

B. Feasible condition for the proposed WSLM IA design

The feasibility of the IA scheme is well studied in [13] but not in the security context and, thus, in this subsection, we derive the feasible condition for the proposed IA approach. It has been shown in [13] that the proper systems surely render the feasibility of the IA problems. The MIMO interference channels are known as proper systems if the number of variables N_v is greater than or equal to the number of equations N_{eq} in the IA conditions. The total number of equations N_{eq} is directly given from (7) and (8) as follows

$$N_{eq} = K(K-1)d^2 + K(N_{r_e} - d)d. \quad (20)$$

The number of variables to be designed for the precoder \mathbf{F}_ℓ , subspace matrices \mathbf{W}_k and \mathbf{W}_{K+1} equals $d(N_t - d)$, $d(N_r - d)$ and $d(N_{r_e} - d)$, respectively [13]. Finally, the total number of variables in the proposed IA conditions (7) and (8) can be given as

$$N_v = Kd(N_t + N_r - 2d) + d(N_{r_e} - d). \quad (21)$$

Denote $(N_t \times N_r, N_{r_e}, d)^K$ as the system where there are K Tx-Rx pairs and one eavesdropper; the Tx, Rx and eavesdropper are respectively equipped with N_t , N_r , N_{r_e} antennas; and d data streams are sent between each Tx-Rx pair. By comparing N_{eq} in (20) and N_v in (21), the IA scheme in Algorithm 1 for the $(N_t \times N_r, N_{r_e}, d)^K$ system with secure communication is feasible if $N_v \geq N_{eq}$, i.e.,

$$K(N_t + N_r) - (K^2 + 1)d \geq N_{r_e}(K - 1). \quad (22)$$

Remark 1. Condition (22) implies that for satisfying the WSLM IA feasible conditions, the number of antennas at the eavesdropper is restricted by $N_{r_e} \leq \frac{K(N_t+N_r)-(K^2+1)d}{K-1}$. Since the number of antennas at the eavesdropper cannot be controlled in the proposed system, the secrecy can be enhanced when increasing the number of transceiver antennas N_t and N_r .

C. Relationship between information-leakage-rate and the number of antennas at the eavesdropper

In the WSLM IA design, we aim to minimize the total wiretapped signal power in a reduced dimension subspace and, thus, the sum information-leakage-rate (SILR), defined as $\sum_{k=1}^K \mathcal{R}_k^{(e)}$, can be decreased. However, increasing N_{r_e} means increasing the dimension of the decoding space at the eavesdropper and, therefore, results in an increase in the SILR. Hence, one can ask which is the relationship between N_{r_e} and the SILR in the WSLM IA design. We investigate the answer of this question in this subsection. From (7), we have

$$\mathcal{R}(\mathbf{F}_\ell) \subseteq \mathcal{R}(\mathbf{U}_k^H \mathbf{H}_{k,\ell}), \forall \ell \neq k, \ell \in \mathcal{K} \quad (23)$$

$$\mathcal{R}(\mathbf{F}_k) \subseteq \mathcal{N}(\mathbf{U}_k^H \mathbf{H}_{k,\ell}), \forall \ell \neq k, \ell \in \mathcal{K}. \quad (24)$$

From (8), the eavesdropper can overhear the signal of the k -th Tx if the subspace spanned by \mathbf{F}_k lies in the subspace spanned by $\mathbf{W}_{K+1}^H \mathbf{H}_{K+1,k}$, i.e.,

$$\mathcal{R}(\mathbf{F}_k) \subseteq \mathcal{R}(\mathbf{W}_{K+1}^H \mathbf{H}_{K+1,k}), \forall k \in \mathcal{K}. \quad (25)$$

It is noted that

$$\begin{aligned} \dim\{\mathcal{R}(\mathbf{U}_k^H \mathbf{H}_{k,\ell})\} &= \text{rank}(\mathbf{U}_k^H \mathbf{H}_{k,\ell}) \\ &= \text{rank}(\mathbf{U}_k) = N_r - d, \end{aligned} \quad (26)$$

$$\begin{aligned} \dim\{\mathcal{N}(\mathbf{U}_k^H \mathbf{H}_{k,\ell})\} &= M - \dim\{\mathcal{R}(\mathbf{U}_k^H \mathbf{H}_{k,\ell})\} \\ &= N_t - N_r + d, \end{aligned} \quad (27)$$

$$\begin{aligned} \dim\{\mathcal{R}(\mathbf{W}_{K+1}^H \mathbf{H}_{K+1,k})\} &= \text{rank}(\mathbf{W}_{K+1}^H \mathbf{H}_{K+1,k}) \\ &= \text{rank}(\mathbf{W}_{K+1}) \\ &= N_{r_e} - d. \end{aligned} \quad (28)$$

From (24) and (25), it is implied that the eavesdropper can recover the signal of the k -th Tx easier if the dimension of space for recovering this desired signal at the eavesdropper is larger than the dimension of the space where this desired signal belongs to. Mathematically, the SILR will start increasing when

$$\begin{aligned} \dim\{\mathcal{R}(\mathbf{W}_{K+1}^H \mathbf{H}_{K+1,k})\} &\geq \dim\{\mathcal{N}(\mathbf{U}_k^H \mathbf{H}_{k,\ell})\}, \\ \Leftrightarrow N_{r_e} &\geq N_t - N_r + 2d. \end{aligned} \quad (29)$$

Remark 2. It can be seen from (26) and (27) that if N_r increases, $\dim\{\mathcal{R}(\mathbf{U}_k^H \mathbf{H}_{k,\ell})\}$ increases and $\dim\{\mathcal{N}(\mathbf{U}_k^H \mathbf{H}_{k,\ell})\}$ decreases, which makes \mathbf{F}_ℓ and \mathbf{U}_k have the larger dimension of the search space and easier to reach the optimal solution, for all $\ell, k \in \mathcal{K}$. Hence, the main-link rate is increased when N_r increases. In addition, it can be seen from (30) that when N_r increases, $(N_t - N_r + 2d)$ decreases, which means the number of antennas required for keeping a low SILR at the eavesdropper becomes smaller. Therefore, there should be a trade-off between maximizing main-link-rate and the SILR for different values of N_r .

IV. SIMULATION RESULTS

In this section, we evaluate the SSR performance of our proposed IA design through some numerical results in comparison with the conventional IA algorithm [10]. In simulations, noise variances are normalized $\sigma_k^2 = \sigma^2 = 1$. The Rayleigh fading channel coefficients are generated from the complex Gaussian distribution $\mathcal{CN}(0, 1)$. We define signal-to-noise-ratio $\text{SNR} = \frac{P_t}{\sigma^2}$. All the numerical results are averaged over the 200 channel realizations.

First, we investigate the convergence characteristic of the WSLM IA algorithm. We run the simulation for a $(9 \times 9, 6, 3)^3$ system with a random channel realization. Note that this system satisfies the feasible conditions (22). The evolution of the cost functions (SSR) over iterations is illustrated in Fig. 2. As can be seen from Fig. 2, the cost function reduces monotonically over iteration and approaches to zero. The proposed IA algorithm takes around 25 iterations to converge to 10^{-9} .

Now, we compare the average SSR of our proposed IA algorithm with that of the conventional IA method [10] which does not involve the secrecy constrains. We consider two scenarios of $(9 \times 9, 6, 3)^3$ and $(9 \times 9, 9, 3)^3$ systems. It should be noted that the WSLM IA feasible condition is satisfied in these two systems. It has been revealed from Fig. 3 that the WSLM IA scheme significantly improve the SSR in comparison with the conventional IA design when N_{r_e} is high. That is because when N_{r_e} is small, the SILR is small and hence, the difference between our IA design and the conventional IA one is not noticeable.

Finally, we investigate impacts of the number of receive antennas N_{r_e} on the sum main-link-rate (SMLR) and the SILR. Fig. 4 illustrates the average SMLR, SILM while Fig. 5 plots the SSR of the proposed IA design for the $(20 \times 9, N_{r_e}, 3)^3$ and $(20 \times 20, N_{r_e}, 3)^3$ systems with $N_{r_e} = 3, \dots, 25$ at $\text{SNR} = 30$ dB. As such parameters, the WSLM IA feasible condition is satisfied in these two systems. It should be noted from (30) that the SILR will start increasing if $N_{r_e} \geq 6$ in the $(20 \times 20, N_{r_e}, 3)^3$ system and $N_{r_e} \geq 17$ in the $(20 \times 9, N_{r_e}, 3)^3$ system. These analytical results have been confirmed by the numerical simulation in Fig. 4. On the other hand, Figs. 4 and 5 show the trade-off between the

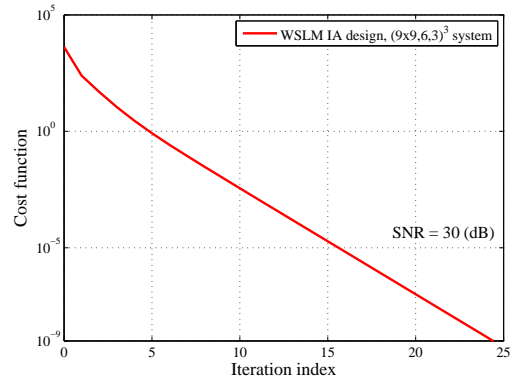


Fig. 2. The convergence behavior of the proposed IA algorithm.

V. CONCLUSION

In this work, we design an IA technique for secure multiuser MIMO system with the presence of an eavesdropper. When the CSI of main links and wiretapped links are known at TxS, the transmit precoders and the receiving subspace matrices are selected respectively in every iteration to minimize both IMLIs and wiretapped signals. Our analysis provides key insights into the proposed IA design over the proof of convergence, feasible condition and relationship between SILR and the number of antennas at TxS and the eavesdropper. The numerical results show that the proposed IA algorithm obtained a significant SSR improvement in compared with the conventional IA method.

REFERENCES

- [1] M. Hanif, L.-N. Tran, M. Juntti, and S. Glisic, "On linear precoding strategies for secrecy rate maximization in multiuser multiantenna wireless networks," *IEEE Trans. Signal Process.*, vol. 62, no. 14, pp. 3536–3551, July 2014.
- [2] N. Yang, G. Geraci, J. Yuan, and R. Malaney, "Confidential broadcasting via linear precoding in non-homogeneous MIMO multiuser networks," *IEEE Trans. Commun.*, vol. 62, no. 7, pp. 2515–2530, July 2014.
- [3] G. Geraci, M. Egan, J. Yuan, A. Razi, and I. Collings, "Secrecy sum-rates for multi-user MIMO regularized channel inversion precoding," *IEEE Trans. Commun.*, vol. 60, no. 11, pp. 3472–3482, November 2012.
- [4] J. Yang, I.-M. Kim, and D. I. Kim, "Optimal cooperative jamming for multiuser broadcast channel with multiple eavesdroppers," *IEEE Trans. Wireless Commun.*, vol. 12, no. 6, pp. 2840–2852, June 2013.
- [5] A. Mukherjee and A. Swindlehurst, "Utility of beamforming strategies for secrecy in multiuser MIMO wiretap channels," in *Proc. IEEE. 47th Annual Allerton Conf. Commun. Control and Computing*, NJ, USA, Sept 2009, pp. 1134–1141.
- [6] O. Koyluoglu, H. El Gamal, L. Lai, and H. Poor, "Interference alignment for secrecy," *IEEE Trans. Inform. Theory.*, vol. 57, no. 6, pp. 3323–3332, Jun. 2011.
- [7] S. Sasaki, T. Shimizu, H. Iwai, and H. Sasaoka, "Secure communications using interference alignment in MIMO interference channels," in *Proc. IEEE Int. Symp. Antenna. Propagat. (ISAP)*, Oct 2012, pp. 762–765.
- [8] V. R. Cadambe and S. A. Jafar, "Interference alignment and degrees of freedom of the user interference channel," *IEEE Trans. Inform. Theory.*, vol. 54, no. 8, pp. 3425–3441, 2008.
- [9] K. R. Kumar and F. Xue, "An iterative algorithm for joint signal and interference alignment," in *IEEE Int. Symp. Inform. Theory*, no. EPFL-CONF-172017, NJ, USA, 2010, pp. 2293–2297.
- [10] S. W. Peters and R. W. Heath, "Interference alignment via alternating minimization," in *Proc. IEEE Int. Conf. Acoust. Speech. Signal Process. (ICASSP)*, Taipei, Taiwan, Apr. 2009, pp. 2445–2448.
- [11] S. Bazzi, G. Dietl, and W. Utschick, "Interference alignment via minimization projector distances of interfering subspaces," in *Proc. IEEE Int. Conf. Signal Process. Advances in Wireless Commun. (SPAWC)*, Cesme, Turkey, Jun. 2012, pp. 274–287.
- [12] H. Lütkepohl, *Handbook of Matrices*. Wiley, 1997.
- [13] C. M. Yetis, T. Gou, S. A. Jafar, and A. H. Kayran, "Feasibility conditions for interference alignment," in *Proc. IEEE Conf. Global Telecommun. (GLOBECOM)*, Hawaii, USA, Dec. 2009, pp. 1–6.

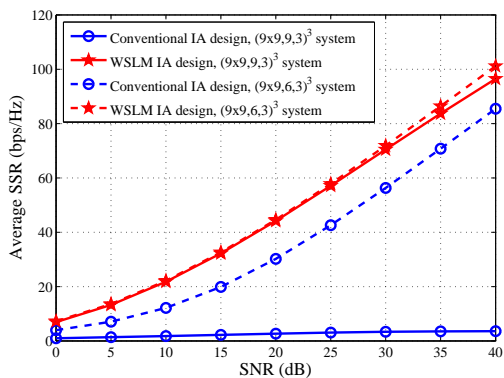


Fig. 3. The average SSR versus SNR for $(9 \times 9, 6, 3)^3$ and $(9 \times 9, 9, 3)^3$ systems.

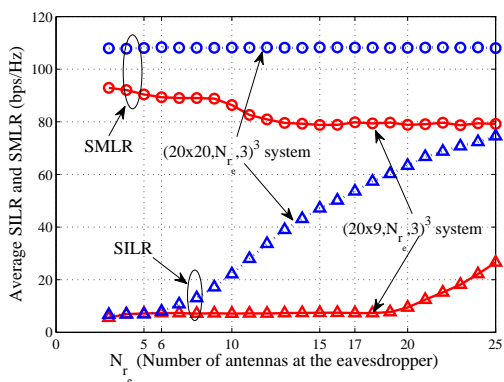


Fig. 4. The average SILR and SMLR versus N_{r_e} for $(20 \times 9, N_{r_e}, 3)^3$ and $(20 \times 20, N_{r_e}, 3)^3$ systems.

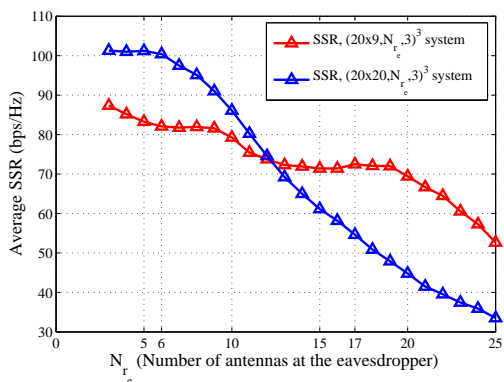


Fig. 5. The average SSR versus N_{r_e} for $(20 \times 9, N_{r_e}, 3)^3$ and $(20 \times 20, N_{r_e}, 3)^3$ systems.

SMLR and SILR for different number of receive antennas $\{N_r, N_{r_e}\}$. When N_r is large (e.g., $N_r = 20$) the SMLR is higher. However, the number of antennas N_{r_e} required for keeping a low SILR at the eavesdropper is smaller (see (30)). Thus, the SSR for the case $N_r = 20$ is high at first when N_{r_e} is small but then it quickly reduces as N_{r_e} increases in comparison with the case of $N_r = 9$.