

On Λ -positioning of an arc between two parallel support lines

Y. Movshovich

Abstract

We show that a rectifiable plane arc g has two parallel support lines and a triple of consecutive points $g(r)$, $g(s)$, $g(t)$, $r < s < t$, so that $g(s)$ lies on one line, while $g(r)$ and $g(t)$ lie on the other. If the arc is simple, such a pair of lines is unique.¹

Introduction. In the articles [1, 3] we had to use the result in [2]: *If a convex set covers any simple polygonal unit arc, it covers any unit arc.* In [1, 3] the requirement on an arc to be simple and polygonal was used only in Theorem 5.1 of [1] establishing that *any simple polygonal arc assumes a so-called Λ -configuration* (Figure 1). Two proofs of Theorem 5.1 exist for simple arcs: one by Y. M. (Geometry Seminar, UIUC, 2009) and the other by R. Alexander, J. E. Wetzel, W. Wichiramala in their recently submitted paper "The Λ -property of a simple arc". In this note we prove Theorem 5.1 of [1] omitting both requirements: simple and polygonal.

Given a parametrization $g(s)$, $s \in [0, 1]$, for points $p = g(s_1)$, $q = g(s_2)$ with $s_1 < s_2$, we say that p precedes q and write it as $p \prec q$. Points p_1 , p_2 , p_3 form a *triple of consecutive points* if either

$$(1) \quad p_1 \prec p_2 \prec p_3 \quad \text{or} \quad p_3 \prec p_2 \prec p_1.$$

We are seeking a pair of parallel support lines with and a triple of consecutive points p_1 , p_2 , p_3 such that p_1, p_3 lie on one line and p_2 lies on the other.

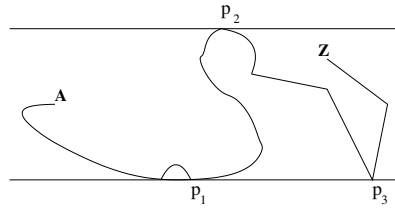
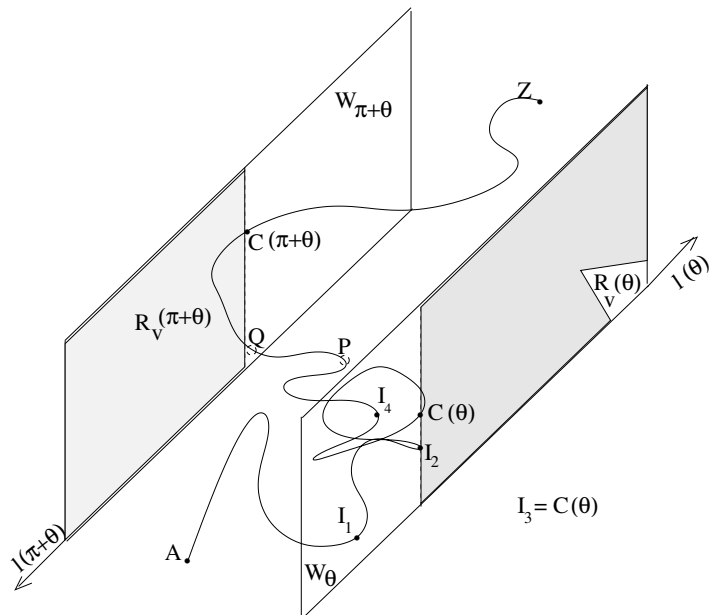


Figure 1. Λ -configuration.

¹AMS classification: 52C15 Keywords: rectifiable arc, support line

This is clearly true when g is closed or is a straight segment.

Lines $l(\theta)$, walls $W(\theta)$ and touch points in Figure 2. Let $g(s) : [0, 1] \rightarrow R^2$ be an open rectifiable plane arc in the horizontal (x, y) -plane, whose thickness h is positive. We denote by $l(\theta)$ a counter-clockwise oriented support line for g in the direction of polar angle θ and assume that g lies above $l(0)$. Let $G(s) = (g(s), s) : [0, 1] \rightarrow R^2 \times [0, 1]$ be a simple lift of g to R^3 with $G(0) = A$, $G(1) = Z$. Given a direction θ , let us denote by $W(\theta)$ the support plane (wall) to G through $l(\theta)$ orthogonal to the (x, y) -plane. The touch points $G \cap W(\theta)$ are denoted by I_k . Note that a set of touch points of a wall $W(\theta)$ is its compact subset. The wall $W(\theta)$ has its lowest most left $I_1(\theta)$ and highest most right $C(\theta)$ touch points with respect to the counter-clockwise orientation of the support line $l(\theta)$. Let $v(\theta)$ be the vertical unit segment through $C(\theta)$.



Touch points $I_k(\theta) \in W(\theta)$, $I_m(\theta+\pi) = C(\theta+\pi) \in W(\theta+\pi)$. For all k, m , $I_k(\theta) \prec I_m(\theta+\pi)$.

Figure 2

Rotation of a support wall as a map. Note that for each $\theta \in [0, 2\pi)$, there is one support line $l(\theta)$ and thus one support wall $W(\theta)$. Referring to a

rotation of a support line around g as θ changes from 0 to 2π , we think of two maps from $[0, 2\pi)$: one is the map to the set of all lines in the (x, y) -plane and the other is the map to all planes in the (x, y, z) -space. The images of such maps are the set of oriented support lines $l(\theta)$ of g and the set of support walls $W(\theta)$ through $l(\theta)$. Geometrically the first map is represented by a line moving in a plane so that it coincides with $l(\theta)$ for each θ , while the second map is represented by a plane moving in the space so that it coincides with $W(\theta)$ for each θ .

Local stability of a non- Λ -configuration. A subarc of g between points X and Y is denoted by \widetilde{XY} .

Lemma 1. *The following set $\Theta = \{\theta \geq 0 : C(\theta) \prec C(\theta + \pi)\}$ is a half-open interval. That is if $\theta \in \Theta$, then there exist δ so that $\theta + \varepsilon \in \Theta$ for any $\varepsilon < \delta$.*

Proof. To keep our proof transparent, we assume that $v(\theta)$ has only finitely many touch points and we will use a particular configuration of Figure 2. Let points $P, Q \in \widetilde{I_4 D}$ be so that

$$(2) \ I_4(\theta) \prec P \prec Q \prec C(\theta + \pi) \quad \text{and} \quad \text{length}(\widetilde{I_4 P}) = \text{length}(\widetilde{QD}) = \frac{1}{3}h.$$

Denote by $R_v(\theta) \subset W(\theta)$ a half-plane of points to the right of $v(\theta)$. Let

$$\sigma(\theta) = \min \left\{ \text{dist}[\widetilde{PZ}, R_v(\theta)], \text{dist}[\widetilde{AQ}, R_v(\pi + \theta)] \right\}.$$

Then $\sigma > 0$ and $\text{dist}(\widetilde{PZ}, v(\theta))$ and $\text{dist}(\widetilde{AQ}, v(\theta + \pi))$ are $\geq \sigma$. We take any

$$\varepsilon < \delta = \frac{\sigma(\theta)}{88 \text{ diameter}(G)}.$$

The obstacles to the counter-clockwise rotation of the walls by ε could be only subarcs \widetilde{QZ} and \widetilde{AP} . Therefore, $C(\theta + \varepsilon) \in \widetilde{AP}$ while $D(\theta + \varepsilon) \in \widetilde{QZ}$ and hence by (2), $C(\theta + \varepsilon) \prec D(\theta + \varepsilon)$. \blacklozenge

Theorem 1. *Let g be an open rectifiable arc with a thickness $h > 0$. Then there exist support lines $l(\theta)$ and $l(\pi + \theta)$ containing a triple of consecutive points p_1, p_2, p_3 of g with the lone middle point p_2 .*

Proof. We may assume that $A \prec C(0), C(\pi) \prec Z$. (Figure 2). If a triple of the theorem exists in the strip between $l(0)$ and $l(\pi)$ then $C(\pi) \prec C(0)$ (Figure 1). Otherwise,

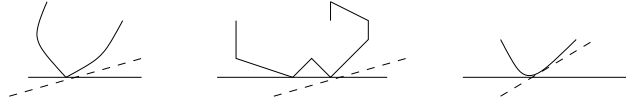
$$(3) \quad C(0) \prec C(\pi).$$

By Lemma 1 this property is locally stable and so if Θ is the set given by this lemma and $\theta_T = \mathbf{lub}(\Theta)$, then $\theta_T \notin \Theta$. That is $C(\theta_T + \pi) \prec C(\theta_T)$. However, limits of most right touch points in Θ preserve this property of Θ :

$$(4) \quad \lim_{\theta \uparrow \theta_T} C(\theta) \prec \lim_{\theta \uparrow \theta_T} C(\theta + \pi),$$

because they are separated in distance by h . Indeed,

Small rotations around G by a small angle ψ . Configurations of local behavior near a touch point are given in Figure 3:



$I(\theta+\psi)=I(\theta)$ in rotations without an obstacle, $\text{dist}(I(\theta+\psi),I(\theta))$ is small in rotations around smooth convex arcs.

Figure 3

Thus one or both $C(\theta_T)$ or $C(\theta_T + \pi)$ are not limits in (4). Suppose that $C(\theta_T)$ is not equal to $\lim_{\theta \uparrow \theta_T} C(\theta)$ Then the triples $p_1 \prec p_2 \prec p_3$ satisfying the theorem are either

$$\lim_{\theta \uparrow \theta_T} C(\theta) \prec \lim_{\theta \uparrow \theta_T} C(\theta + \pi) \prec C(\theta_T)$$

or

$$C(\theta_T + \pi) \prec C(\theta_T) \prec \lim_{\theta \uparrow \theta_T} C(\theta_T + \pi).$$

An assumption that there were no $\theta_T \leq \pi$ leads to a contradiction.

Suppose that $\theta_T > \pi$, that is $C(\pi) \prec C(\pi + \pi)$. On the other hand, after a rotation by π , we arrive to the initial position of g between the same parallel support lines. In this configuration, the highest most right touch point on

the wall $W(\pi)$ is a successor to such point on the wall $W(\pi + \pi) = W(0)$ and (3) is true: $C(\pi + \pi) = C(0) \prec C(\pi)$. That is a contradiction. ■

Corollary (W. Wichirimala). *If g is simple, then the pair of support lines with g positioned as in Figure 4 is unique.*

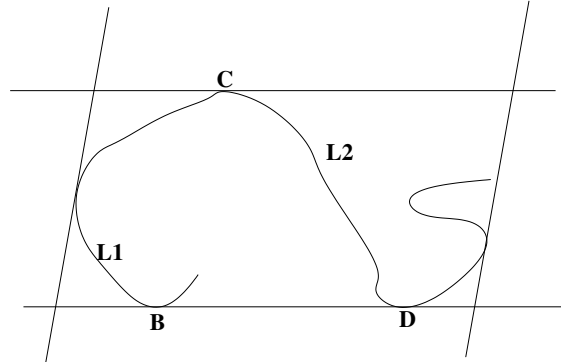


Figure 4

Proof. In Figure 4, the point C divides the curve into two curves $L1$ and $L2$ where each point on $L1$ is parametrically precedes each point on $L2$. Consider a different pair of two parallel support lines. All touch points on one, say, the left line belong to $L1$, therefore none of them can be parametrically between two touch points on the right line belonging to $L2$. ♦

References

- [1] P. Coulton and Y. Movshovich, Besicovitch triangles cover unit arcs, *Geom. Dedicata* **123** (2006), 79-88.
- [2] J. M. Maki, J. E. Wetzel, and W. Wichirimala, Drapeability, *Discrete Comput. Geom.*, **34** (2005), 637-657.
- [3] Y. Movshovich, Besicovitch triangles extended, *Geometriae Dedicata* **159(1)** (2012), 99-107.