

One-step implementation of entanglement generation on microwave photons in distant 1D superconducting resonators

Ming Hua, Ming-Jie Tao, and Fu-Guo Deng*

*Department of Physics, Applied Optics Beijing Area Major Laboratory,
Beijing normal University, Beijing 100875, China*

(Dated: November 2, 2021)

We present a scalable quantum-bus-based device for generating the entanglement on microwave photons (MPs) in distant superconducting resonators (SRs). Different from the processors in previous works with some resonators coupled to a superconducting qubit (SQ), our device is composed of some 1D SRs r_j which are coupled to the quantum bus (another common resonator R) in its different positions simply, assisted by superconducting quantum interferometer devices. By using the technique for catching and releasing a MP state in a 1D SR, it can work as an entanglement generator or a node in quantum communication. To demonstrate the performance of this device, we propose a one-step scheme to generate high-fidelity Bell states on MPs in two distant SRs. It works in the dispersive regime of r_j and R , which enables us to extend it to generate high-fidelity multi-Bell states on different resonator pairs simultaneously.

PACS numbers: 03.67.Lx, 03.67.Bg, 85.25.Dq, 42.50.Pq

Quantum entanglement on photons plays a critical role in quantum communication [1]. There are some interesting ways for entanglement generation, including those based on linear optical elements and the input-output process of single photons assisted by cavity quantum electrodynamics (QED) in which a two-level atom is coupled to a single-mode field. By far, some artificial atoms have also been widely studied for quantum information processing, such as quantum dots [2], superconducting qubits [3, 4], and diamond nitrogen-vacancy centers [5]. In recent years, quantum information processing on microwave photons assisted by a superconducting qubit (SQ) [6–9] has attracted much attention because of its good performance on the extinction of the transmitted microwave photon (MP) [10, 11] and the long-distance traveling along a superconducting transmission line [12].

Recently, catching and releasing a MP state in a 1D superconducting resonator (SR) has been realized in experiments with high fidelity [13], which gives us another way to generate the entanglement on MPs for quantum communication with the following processes: (1), MPs can be caught from the transmission line (TL) to a device based on 1D SRs; (2), quantum entangling operations are performed on localized MPs assisted by the circuit QED; (3), MPs are released from the processor to the TL. The entanglement generation and the universal quantum gates on the localized MPs in different 1D SRs have been studied both in experiment [14, 15] and in theory [16, 17]. For example, in 2011, Wang *et al.* [15] realized the entangled NOON state on two 1D storage SRs in a device composed of a coupling resonator coupled to two phase qubits and each of the qubits is coupled to a storage SR, and Hu and Tian presented a scheme to deterministically generate the entangled photon pairs in a SR array. In 2012, Strauch [18] proposed an interesting

all-resonant method to control the quantum state of 1D SRs in a processor composed of two 1D SRs coupled to a SQ and Yang *et al.* [19] presented a scheme to generate a Greenberger-Horne-Zeilinger state of n photons in n 1D SRs coupled to a SQ. In 2015, Hua *et al.* [20] constructed the fast universal quantum gates on 1D SRs with resonance operations.

To generate the particular entanglement on MPs, one always needs the SQ to apply the nonlinear interaction and acts as the coupler element in previous works. In the processor composed of some resonators coupled to a SQ [18–20], to integrate more resonators, one should take small coupling strength between each resonator and the SQ and the large tunable range of the frequency of the SQ or take the tunable coupling technique between each resonator and the SQ. Small coupling strength leads to a slow quantum entangling operation on the SQ and the SR, which limits the performance of the processor. The large tunable range of the SQ or the tunable coupling between each resonator and the SQ will increase the difficulty for the implementation in experiment. On one hand, the long-coherence-time transmon qubit [21], which is always used to deal with the quantum computing, can just be tuned effectively with a frequency range of ~ 2.5 GHz [22]. On the other hand, the tunable coupling is just realized between a SQ and a SR [23]. Moreover, the length of the SQ (\sim tens of nm) can only deal with the entangling operation on SRs in a small range, which limits the ability for the large-scale integration of the processor.

In this letter, we present a scalable device for generating entanglement on microwave photons in distant SRs by using another common SR R as the quantum bus. In this device, multiple SRs r_j (act as quantum information carriers) can be coupled to the bus in its different positions simply, assisted by superconducting quantum interferometer devices (SQUIDs). It does not require SQs, far different from previous quantum processors on MPs. As a critical task for quantum communication, we give

*Corresponding author:fgdeng@bnu.edu.cn

a one-step implementation scheme to generate the Bell state on two distant SRs r_1 and r_2 with a high fidelity. This scheme works in the dispersive regime of r_j and R ($g_j/\Delta_j \ll 1$) and it can be extended to generate multi-Bell states on different pairs of resonators simultaneously. Here and after, g_j is the coupling strength between r_j and R . $\Delta_j = \omega_j - \omega_R$ in which ω_j and ω_R are the frequencies of r_j and R , respectively. By using the technique for catching and releasing a MP state in a SR, our device can work as a Bell-state generator or a node for long-distance quantum communication.

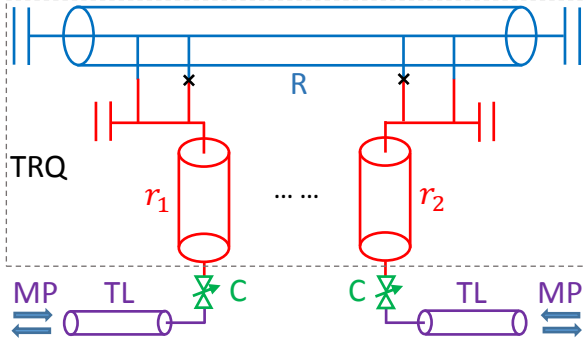


FIG. 1: (Color online) The scalable quantum-bus-based device for generating the entanglement on microwave photons (MPs) in different superconducting resonators. Here the resonator r_j can catch and release a microwave photon from or to the transmission line (TL) by turning on the coupling C . The resonator R acts as a quantum bus. The subsystem composed of three resonators (TRQ) shown in the dashed-line box is the setup for producing Bell states on microwave photons in the two distant resonators r_1 and r_2 .

Our device for generating Bell states on microwave photons in distant SRs is composed of some 1D SRs r_j ($j = 1, 2 \dots$) coupled to a quantum bus R assisted by the SQUIDs, shown in Fig.1. r_j are placed far enough to each other to avoid the mutual capacitances and mutual inductive interactions among them. Quantum information on $|0\rangle_j$ and $|1\rangle_j$ in resonators r_j can be released and caught by turning on the coupler C . To show the principle of our device, one just needs to consider the three-resonator-qubit (TRQ) subsystem composed of r_1 , r_2 , and R , shown in the dashed-line box in Fig. 1. Here, the coupling C should be turned off. In the interaction picture, the Hamiltonian of the TRQ subsystem can be expressed as ($\hbar = 1$, under the rotating-wave approximation) [24]

$$H = \sum_j g_j (a^+ b_j e^{-i\Delta_j t} + ab_j^+ e^{i\Delta_j t}). \quad (1)$$

Here, g_j is decided by the coupling position on R and can be tuned by an external flux field through the SQUID [24]. a^+ and b_j^+ are the creation operators of the resonators R and r_j , respectively.

In order to generate the Bell state on r_1 and r_2 in the TRQ subsystem, let us consider the dispersive regime of

r_j and R . In the Schrödinger picture, Hamiltonian H can be rewritten as

$$H' = \omega_R a^+ a + \omega_1 b_1^+ b_1 + \omega_2 b_2^+ b_2 + g_1 (a^+ b_1 + ab_1^+) + g_2 (a^+ b_2 + ab_2^+). \quad (2)$$

By taking the unitary transformation [3]

$$U = \exp \left[\frac{g_1}{\Delta_1} (ab_1^+ - a^+ b_1) + \frac{g_2}{\Delta_2} (ab_2^+ - a^+ b_2) \right] \quad (3)$$

to the second order in the small parameters g_j/Δ_j , one can get

$$H'' = UH'U^+ \approx \omega'_R a^+ a + \omega'_1 b_1^+ b_1 + \omega'_2 b_2^+ b_2 + g' (b_1 b_2^+ + b_1^+ b_2). \quad (4)$$

Here, $g' = \frac{g_1 g_2}{\Delta_1 \Delta_2} (\Delta_1 + \Delta_2)$, $\omega'_R = \omega_R - \chi_1 - \chi_2$, $\omega'_1 = \omega_1 + \chi_1$, and $\omega'_2 = \omega_2 + \chi_2$ ($\chi_j = \frac{g_j}{\Delta_j}$). In the interaction picture, the Hamiltonian H'' is rewritten as

$$H_{eff} = g' (b_1^+ b_2 e^{-i\delta t} + b_1 b_2^+ e^{i\delta t}), \quad (5)$$

in which the detuning value $\delta = \omega'_1 - \omega'_2$. In the subspace composed of $|0\rangle_1 |1\rangle_2$ and $|1\rangle_1 |0\rangle_2$, the evolution of the state $|\psi(t)\rangle$ of the TRQ subsystem can be solved with the equation of motion

$$i \frac{\partial |\psi(t)\rangle}{\partial t} = H_{eff} |\psi(t)\rangle. \quad (6)$$

Here, $|\psi(t)\rangle$ is the linear combination of the states $|0\rangle_1 |1\rangle_2$ and $|1\rangle_1 |0\rangle_2$, that is,

$$|\psi(t)\rangle = c_{0,1}(t) |0\rangle_1 |1\rangle_2 + c_{1,0}(t) |1\rangle_2 |0\rangle_1 \quad (7)$$

in which $c_{0,1}(t)$ and $c_{1,0}(t)$ can be expressed as

$$\begin{aligned} \frac{\partial c_{1,0}}{\partial t} &= -ig' c_{0,1} e^{i\delta t}, \\ \frac{\partial c_{0,1}}{\partial t} &= -ig' c_{1,0} e^{-i\delta t}. \end{aligned} \quad (8)$$

The general solution for $c_{0,1}(t)$ and $c_{1,0}(t)$ is [25]

$$\begin{aligned} c_{0,1}(t) &= \{c_{0,1}(0) \left[\cos\left(\frac{\Omega t}{2}\right) + \frac{i\delta}{\Omega} \sin\left(\frac{\Omega t}{2}\right) \right] - \frac{2ig'}{\Omega} c_{1,0}(0) \sin\left(\frac{\Omega t}{2}\right)\} e^{i-\delta t/2}, \\ c_{1,0}(t) &= \{c_{1,0}(0) \left[\cos\left(\frac{\Omega t}{2}\right) - \frac{i\delta}{\Omega} \sin\left(\frac{\Omega t}{2}\right) \right] - \frac{2ig'}{\Omega} c_{0,1}(0) \sin\left(\frac{\Omega t}{2}\right)\} e^{i\delta t/2}. \end{aligned} \quad (9)$$

Here $\Omega^2 = 4g'^2 + \delta^2$.

Suppose the initial state of the TRQ subsystem is $|\Psi_1\rangle = |1\rangle_1 |0\rangle_2 |0\rangle_R$ which indicates that there is an MP in the resonator r_1 . In the resonance regime of r_1 and r_2 (i.e., $\delta = 0$), the state of the TRQ subsystem evolves to

$$\Psi(t) = C_1(t) |\Psi_1\rangle + C_2(t) |\Psi_2\rangle \quad (10)$$

at the time t with the coefficients

$$C_1(t) = \cos g't, \quad (11)$$

$$C_2(t) = -i \sin g't. \quad (12)$$

Here $|\Psi_2\rangle = |0\rangle_1|1\rangle_2|0\rangle_R$. Under the condition $\omega_j < \omega_R$ and after an operation time of $g't = \frac{\pi}{4}$, one will get the final state

$$|\Psi_+^{1,2}\rangle = \frac{1}{\sqrt{2}}(|0\rangle_1|1\rangle_2 + i|1\rangle_1|0\rangle_2). \quad (13)$$

By taking $g't = \frac{\pi}{4}$ and $\omega_j > \omega_R$, one can get the state

$$|\Psi_-^{1,2}\rangle = \frac{1}{\sqrt{2}}(|0\rangle_1|1\rangle_2 - i|1\rangle_1|0\rangle_2). \quad (14)$$

Both $|\Psi_+^{1,2}\rangle$ and $|\Psi_-^{1,2}\rangle$ are the Bell states on microwave photons in the two distant resonators r_1 and r_2 .

To show the feasibility of our one-step scheme for generating the Bell state $|\Psi_+^{1,2}\rangle$, we numerically simulate its fidelity with the feasible parameters. The evolution of the TRQ subsystem can be described by the master equation [3]

$$\frac{d\rho}{dt} = -i[H, \rho] + \kappa_R D[a]\rho + \kappa_1 D[b_1]\rho + \kappa_2 D[b_2]\rho. \quad (15)$$

Here, κ_n ($n = R, 1, 2$) is the decay rate of the resonator r_n . $D[L]\rho = (2L\rho L^\dagger - L^\dagger L\rho - \rho L^\dagger L)/2$. ρ is the realistic density operator after our Bell-state generation scheme with the initial state $|\Psi_1\rangle$ and the realistic Hamiltonian H . The influence from the SQUIDs has been neglected as their frequencies are designed to detune with those of the resonators largely [24]. By taking the parameters as: $\omega_1/(2\pi) = \omega_2/(2\pi) = 5.75$ GHz, $\omega_R/(2\pi) = 6.25$ GHz, $g_1/(2\pi) = g_2/(2\pi) = 50$ MHz, and $\kappa_R^{-1} = \kappa_1^{-1} = \kappa_2^{-1} = \kappa^{-1} = 10 \mu\text{s}$, we numerically simulate the populations of a microwave photon in resonators r_1 and r_2 varying with the operation time, shown in Fig.2 (a). The definition of the population is

$$P_m = \langle \Psi_m | \rho(t) | \Psi_m \rangle. \quad (16)$$

Here $m = 1, 2$. The fidelity of the state $|\Psi_+^{1,2}\rangle$ generated with the initial state $|\Psi_1\rangle = |1\rangle_1|0\rangle_R|0\rangle_2$ in the TRQ subsystem varying with the operation time is simulated by using the definition

$$F = \langle \Psi_+^{1,2} | \rho(t) | \Psi_+^{1,2} \rangle \quad (17)$$

and it is shown in Fig.2 (b), in which the fidelity varies with the operation time and different decay rates of resonators (those with $\kappa^{-1} = 10 \mu\text{s}$ and $\kappa^{-1} = 3 \mu\text{s}$ are plotted with the black solid line and the dark green dashed line, respectively). Here the maximal fidelity with the decay rate of $\kappa^{-1} = 10 \mu\text{s}$ can reach 99.73% within about 25 ns and the one with the decay rate of $\kappa^{-1} = 3 \mu\text{s}$ can reach 99.1%. It is worth noticing that the best quality factor of a 1D superconducting resonator has reached

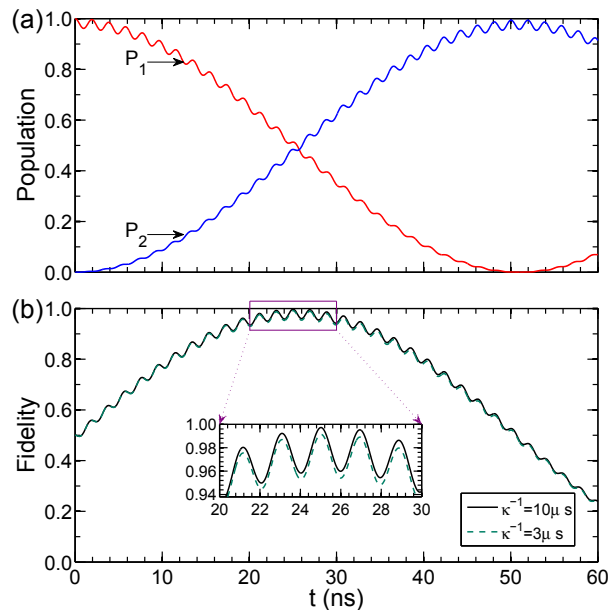


FIG. 2: (Color online) (a) The populations of a MP in r_1 and r_2 . P_1 and P_2 with red and blue solid lines represent the populations of a MP in r_1 and r_2 , respectively. (b) The fidelity of the Bell state $|\Psi_+^{1,2}\rangle$ vs the operation time t and different decay rates of the resonators. The black solid line and the dark green dashed line represent the fidelities with the decay rates $\kappa^{-1} = 10 \mu\text{s}$ and $\kappa^{-1} = 3 \mu\text{s}$, respectively.

$Q \sim 2 \times 10^6$ [26], which indicates the life time of a microwave photon in the resonator is about $50 \mu\text{s}$ with considering the relation $\kappa = \omega_r/Q$ [3] (ω_r is the frequency of the resonator). The coupling strengths g_1 and g_2 taken here are the theoretic result discussed in Ref.[24] which fulfill the rotating-wave approximation in Eq.(1).

More resonators r_j ($j = 1, 2, 3, 4 \dots$) can be coupled to the quantum bus R simply in our device for generating multi-Bell states on different resonator pairs simultaneously in the dispersive regime of r_j and R . Here, we take the generation of two Bell states on two resonator pairs as an example to describe its principle. In detail, the five-resonator-qubit (FRQ) subsystem composed of r_1, r_2, r_3, r_4 , and R is used to generate two pairs of Bell states on MPs. Similar to r_1 and r_2 shown in Fig.1, r_3 and r_4 are coupled to the bus R and they are not drawn. In the dispersive regime of r_j and R , r_j are detuned with R largely. Meanwhile, if one takes the frequencies of r_1 and r_2 to detune with those of r_3 and r_4 largely, our one-step scheme for the generation of the Bell state on r_1 and r_2 will work independently with the one on r_3 and r_4 . Moreover, g' of r_1 and r_2 should be equivalent to the one of r_3 and r_4 for generating the Bell states simultaneously in the FRQ subsystem. We numerically simulate the fidelity $F^{1,2,3,4}$ for generating the state $\frac{1}{\sqrt{2}}(|0\rangle_1|1\rangle_2 + i|1\rangle_1|0\rangle_2)$ on r_1 and r_2 and the state $\frac{1}{\sqrt{2}}(|0\rangle_3|1\rangle_4 - i|1\rangle_3|0\rangle_4)$ on r_3 and r_4 simultaneously in this FRQ subsystem. The parameters of r_3 and r_4 are taken as $\omega_3/(2\pi) = \omega_4/(2\pi) = 6.75$ GHz,

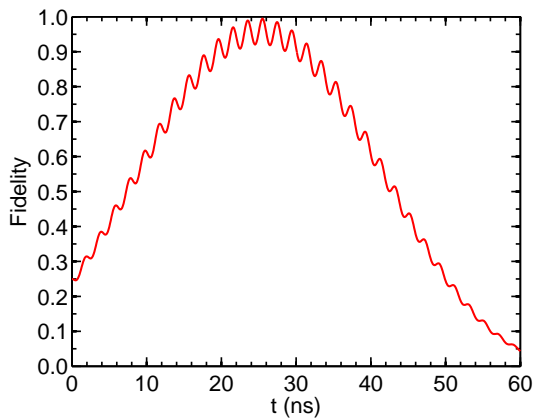


FIG. 3: (Color online) The fidelity of the multi-Bell state $|\Psi\rangle$ vs the operation time t .

$g_3/(2\pi) = g_4/(2\pi) = 50$ MHz, and $\kappa_3^{-1} = \kappa_4^{-1} = 10$ μ s. The parameters of r_1 , r_2 , and R are the same as the ones for generating the state $\frac{1}{\sqrt{2}}(|0\rangle_1|1\rangle_2 + i|1\rangle_1|0\rangle_2)$ on r_1 and r_2 in our TRQ subsystem. The definition of the fidelity is

$$F^{1,2,3,4} = \langle \Psi | \rho'(t) | \Psi \rangle \quad (18)$$

in which $\rho'(t)$ is the realistic density operator of the FRQ subsystem with the initial state $|1\rangle_1|0\rangle_2|1\rangle_3|0\rangle_4|0\rangle_R$. $|\Psi\rangle = \frac{1}{2}(|1\rangle_1|0\rangle_2 + i|0\rangle_1|1\rangle_2) \otimes (|1\rangle_3|0\rangle_4 - i|0\rangle_3|1\rangle_4) \otimes |0\rangle_R$. The result of our simulation for the fidelity of the final state is shown in Fig. 3. It can reach 99.5% within about 25.5 ns. g_j/Δ_j taken here is not small enough to ignore the influence from the interactions between r_j and R . That is, under the same parameters of r_1 , r_2 , and R in the TRQ subsystem, the maximal fidelity of the state $\frac{1}{\sqrt{2}}(|1\rangle_1|0\rangle_2 + i|0\rangle_1|1\rangle_2)$ on r_1 and r_2 achieved in the FRQ

subsystem is smaller than the one in the TRQ subsystem, and the fidelity is also reduced faster than the one in the TRQ subsystem.

Although our schemes work in the dispersive regime of r_j and R , one can insert a SQUID in each resonator r_j to tune their frequencies [27] to make r_j to resonate with R and make the frequencies of MPs equivalent to each other before they are released to the TL. In our scheme, the MPs in the initial states $|\Psi_1\rangle$ and $|1\rangle_1|0\rangle_2|1\rangle_3|0\rangle_4|0\rangle_R$ can be caught from the TLs. The oscillations with small amplitudes of the populations and the fidelities in Fig. 2 and Fig. 3 come from the interactions between r_j and R , which can be removed by increasing the detuning value Δ_j or reduce the coupling strength g_j . To generate more Bell states on different resonator pairs, one should also remove the influence from the bus R effectively and take a smaller g_i/Δ_j to reduce the indirect interaction among more resonator pairs with difference frequencies.

In summary, we have proposed a scalable quantum-bus-based device for generating entangled states on microwave photons. It is composed of some resonators r_j coupled to a quantum bus R assisted by SQUIDS. With this device, we present a high-fidelity one-step scheme for the generation of the Bell state on the two distant resonators r_1 and r_2 . The scheme works in the dispersive regime of r_j and R . Besides, in the dispersive regime, the scheme can also be extended to generate the multi-pair Bell states on different pairs of SRs r_j simultaneously and we take the case for generating two Bell states on two pairs of resonators simultaneously as an example to describe its principle, which can be achieved with a high fidelity as well.

This work was supported by the National Natural Science Foundation of China under Grant Nos. 11174039 and 11474026, and the Fundamental Research Funds for the Central Universities under Grant No. 2015KJJC01.

-
- [1] R. Horodecki, P. Horodecki, M. Horodecki, and K. Horodecki, *Rev. Mod. Phys.* **81**, 865 (2009).
- [2] X. Q. Li, Y. W. Wu, D. C. Steel, D. Gammon, T. H. Stievater, D. S. Katzer, D. Park, C. Piermarocchi, and L. J. Sham, *Science* **301**, 809 (2003).
- [3] A. Blais, R. S. Huang, A. Wallraff, S. M. Girvin, and R. J. Schoelkopf, *Phys. Rev. A* **69**, 062320 (2004).
- [4] A. Wallraff, D. I. Schuster, A. Blais, L. Frunzio, R. S. Huang, J. Majer, S. Kumar, S. M. Girvin, and R. J. Schoelkopf, *Nature (London)* **431**, 162 (2004).
- [5] F. Jelezko, T. Gaebel, I. Popa, M. Domhan, A. Gruber, and J. Wrachtrup, *Phys. Rev. Lett.* **93**, 130501 (2004).
- [6] L. Chirolli and G. Burkard, *Phys. Rev. Lett.* **104**, 230502 (2010).
- [7] I. C. Hoi, C. M. Wilson, G. Johansson, T. Palomaki, B. Peropadre, and P. Delsing, *Phys. Rev. Lett.* **107**, 073601 (2011).
- [8] P. Adhikari, M. Hafezi, and J. M. Taylor, *Phys. Rev. Lett.* **110**, 060503 (2013).
- [9] L. Neumeier, M. Leib, and M. J. Hartmann, *Phys. Rev. Lett.* **111**, 063601 (2013).
- [10] J. T. Shen and S. H. Fan, *Phys. Rev. Lett.* **95**, 213001 (2005).
- [11] O. Astafiev, A. M. Zagoskin, A. A. Abdumalikov Jr., Y. A. Pashkin, T. Yamamoto, K. Inomata, Y. Nakamura, and J. S. Tsai, *Science* **327**, 840 (2010).
- [12] K. Lalumière, B. C. Sanders, A. F. van Loo, A. Fedorov, A. Wallraff, and A. Blais, *Phys. Rev. A* **88**, 043806 (2013).
- [13] Y. Yin, Y. Chen, D. Sank, P. J. J. O'Malley, T. C. White, R. Barends, J. Kelly, E. Lucero, M. Mariantoni, A. Megrant, C. Neill, A. Vainsencher, J. Wenner, A. N. Korotkov, A. N. Cleland, and J. M. Martinis, *Phys. Rev. Lett.* **110**, 107001 (2013).
- [14] E. Z. Bajjani, F. Nguyen, M. Lee, L. R. Vale, R. W. Simmonds and J. Aumentado, *Nat. Phys.* **7**, 599 (2011).
- [15] H. Wang, M. Mariantoni, R. C. Bialczak, M. Lenander, E. Lucero, M. Neeley, A. D. O'Connell, D. Sank, M. Weides, J. Wenner, T. Yamamoto, Y. Yin, J. Zhao, J. M. Martinis, and A. N. Cleland, *Phys. Rev. Lett.* **106**,

- 060401 (2011).
- [16] S. J. Xiong, Z. Sun, J. M. Liu, T. Liu, and C. P. Yang, *Opt. Lett.* **40**, 2221 (2015).
- [17] M. Hua, M. J. Tao, and F. G. Deng, *Phys. Rev. A* **90**, 012328 (2014).
- [18] F. W. Strauch, *Phys. Rev. Lett.* **109**, 210501 (2012).
- [19] C. P. Yang, Q. P. Su, and S. Y. Han, *Phys. Rev. A* **86**, 022329 (2012).
- [20] M. Hua, M. J. Tao, and F. G. Deng, *Sci. Rep.* **5**, 9274 (2015).
- [21] J. Koch, T. M. Yu, J. Gambetta, A. A. Houck, D. I. Schuster, J. Majer, A. Blais, M. H. Devoret, S. M. Girvin, and R. J. Schoelkopf, *Phys. Rev. A* **76**, 042319 (2007).
- [22] J. A. Schreier, A. A. Houck, Jens Koch, D. I. Schuster, B. R. Johnson, J. M. Chow, J. M. Gambetta, J. Majer, L. Frunzio, M. H. Devoret, S. M. Girvin, and R. J. Schoelkopf, *Phys. Rev. B* **77**, 180502(R) (2008).
- [23] S. J. Srinivasan, A. J. Hoffman, J. M. Gambetta, and A. A. Houck, *Phys. Rev. Lett.* **106**, 083601 (2011).
- [24] B. Peropadre, D. Zueco, F. Wulchnner, F. Deppe, A. Marx, R. Gross, and J. J. García-Ripoll, *Phys. Rev. B* **87**, 134504 (2013).
- [25] M. A. Nielsen and I. L. Chuang, *Quantum Computation and Quantum Information* (Cambridge University, Cambridge, 2000).
- [26] A. Megrant, C. Neill, R. Barends, B. Chiaro, Y. Chen, L. Feigl, J. Kelly, E. Lucero, M. Mariantoni, P. J. J. O'Malley, D. Sank, A. Vainsencher, J. Wenner, T. C. White, Y. Yin, J. Zhao, C. J. Palmström, J. M. Martinis, and A. N. Cleland, *Appl. Phys. Lett.* **100**, 113510 (2012).
- [27] M. Sandberg, C. M. Wilson, F. Persson, T. Bauch, G. Johansson, V. Shumeiko, T. Duty, and P. Delsing, *Appl. Phys. Lett.* **92**, 203501 (2008).