

Tight Span of Path Connected Subsets of the Manhattan Plane

Mehmet KILIÇ and Şahin KOÇAK

Abstract

We show that the tight span of a path connected subset of the Manhattan plane can be constructed in a very simple way by "hatching" the subset in horizontal and vertical directions and then taking the closure of the resulting set.

1 Introduction

The hyperconvex hull of a metric space defined by Aronszajn and Panitchpakdi [1], the injective hull of a metric space defined by Isbell [6] and the tight span of a metric space defined by Dress [3], all turned out to be isometric to each other and they play an important role in metric geometry. Especially in the form of tight span, they proved to be instrumental in phylogenetic modelling. It is however a nontrivial task to construct the tight span of a given concrete metric space. So far as we know, there are no general constructions going beyond finite metric spaces. The definition itself uses a huge ambient space to embed the tight span and it seems desirable to have examples of infinite metric spaces with a low dimensional tight span description.

Eppstein [4] considers the subsets of the Manhattan plane and gives a tight span construction, which works under certain conditions.

In this note we consider any path connected subsets of the Manhattan plane and give a surprisingly simple description of the tight span using a procedure of “hatching” in the plane (see Theorem 2).

We now want to recall briefly the definitions of the relevant notions. A metric space (X, d) is called hyperconvex if for any collection $(x_i)_{i \in I}$ of points in X and any collection $(r_i)_{i \in I}$ of nonnegative real numbers satisfying $d(x_i, x_j) \leq r_i + r_j$ for all $i, j \in I$, the intersection of closed balls around x_i with radius r_i is nonempty [1].

A metric space (X, d) is called injective, in the wording of Isbell, if every mapping which increases no distance from a subspace of any metric space (Y, d') to (X, d) can be extended, increasing no distance, over (Y, d') [6].

A metric space is hyperconvex if and only if it is injective and every metric space can be embedded into a minimal hyperconvex (injective) space called the hyperconvex (injective) envelope of the given metric space (unique up to isometry). We note the every useful property that a metric space X is hyperconvex (injective) iff any isometric embedding $f : X \rightarrow X \cup \{y\}$, where $y \notin X$, has a nonexpansive retraction [5].

A hyperconvex metric space is complete [5] and strictly intrinsic [7] in the sense that between any two points there is a geodesic, i.e. a path with length realising the distance between these points (see for these notions [2] and [8]).

The tight span of a metric space is nothing else than the injective envelope of the metric space, rediscovered by Dress [3]. The following can be taken as an explicit definition of tight span: Let (X, d) be any metric space and consider the set of pointwise minimal functions $f : X \rightarrow \mathbb{R}^{\geq 0}$ satisfying

the property:

$$f(x) + f(y) \geq d(x, y)$$

for all $x, y \in X$. The tight span $T(X)$ of X is then this set of functions with the supremum metric:

$$d_\infty(f, g) = \sup_{x \in X} |f(x) - g(x)|.$$

We have previously shown that for any nonempty subset $A \subseteq \mathbb{R}_1^2$ of the Manhattan plane, any closed, geodesically convex (i.e. any two points of A connected with a geodesic lying in A) and minimal (with regard these properties) subset $B \subseteq \mathbb{R}_1^2$ containing A is isometric to the tight span $T(A)$ [7].

In the present note we explicitly construct the tight span of a path connected subset A of the Manhattan plane by using a simple procedure of “hatching” (see below for the definition of hatching). The tight span of A will be the closure of the result of hatching the set A successively in both axis-directions (see Theorem 2). For a compact and path-connected set A , the tight span is simply the double-hatched set A .

2 Hatching the Subsets of The Manhattan Plane

We define the following two operations L_x and L_y on subsets of $\mathbb{R}_1^2 = (\mathbb{R}^2, d_1)$ with $d_1((x_1, y_1), (x_2, y_2)) = |x_1 - x_2| + |y_1 - y_2|$, called the Manhattan plane or the taxi plane. Informally $L_x(A)$ will be the result of hatching the set A in the x direction (similarly $L_y(A)$ in the y direction) of the set $A \subseteq \mathbb{R}_1^2$. See, for example, Figure 1 for the action of L_x and L_y on the set $A = \{e^{it} \mid t \in [0, \frac{3\pi}{2}]\}$

To give a more formal definition, let $A_x = \{p = (p_1, p_2) \in A \mid p_1 = x\}$ and $A^y = \{p = (p_1, p_2) \in A \mid p_2 = y\}$ for $A \subseteq \mathbb{R}_1^2$. Given any subset $X \subseteq \mathbb{R}_1^2$

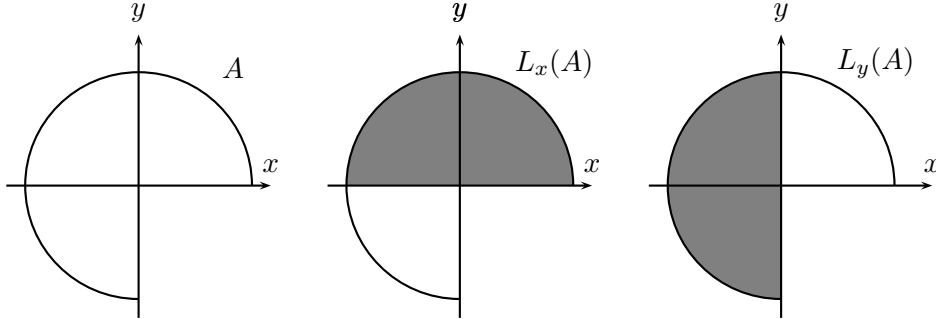


Figure 1: Action of the hatching operators L_x and L_y on the set A .

lying on a horizontal or vertical line in \mathbb{R}_1^2 , denote the minimal segment (possibly infinite or empty) containing the set X and contained in the same horizontal or vertical line by $[X]$. We can now define

$$L_x(A) = \bigcup_{y \in \mathbb{R}} [A^y]$$

and

$$L_y(A) = \bigcup_{x \in \mathbb{R}} [A_x].$$

We call the set $L_x(A)$ the hatching of A in the x -direction and $L_y(A)$ the hatching of A in the y -direction. Note that $A \subseteq L_x(A)$ and $A \subseteq L_y(A)$.

We want to fix some notations for later use:

Definition 1 For $p = (p_1, p_2) \in \mathbb{R}_1^2$ and $\varepsilon_1, \varepsilon_2 = \pm$, we call the set

$$Q_p^{\varepsilon_1 \varepsilon_2} = \{q = (q_1, q_2) \in \mathbb{R}_1^2 \mid \varepsilon_i(q_i - p_i) \geq 0, i = 1, 2\}$$

the $\varepsilon_1 \varepsilon_2$ -quadrant of p . For $A \subseteq \mathbb{R}_1^2$, $p \in \mathbb{R}_1^2$ and $\varepsilon_1, \varepsilon_2 = \pm$, we denote the set $A \cap Q_p^{\varepsilon_1, \varepsilon_2}$ by $A_p^{\varepsilon_1, \varepsilon_2}$.

Furthermore we define for $p = (p_1, p_2) \in \mathbb{R}_1^2$

$$x_p = \{(p_1 + t, p_2) \mid t \in \mathbb{R}\},$$

$$y_p = \{(p_1, p_2 + t) \mid t \in \mathbb{R}\},$$

$$x_p^\varepsilon = \{(p_1 + \varepsilon t, p_2) \mid t \geq 0\},$$

$$y_p^\varepsilon = \{(p_1, p_2 + \varepsilon t) \mid t \geq 0\}.$$

We call the set $x_p^\varepsilon \cup y_p^\delta$ the $\varepsilon - \delta$ -elbow of p .

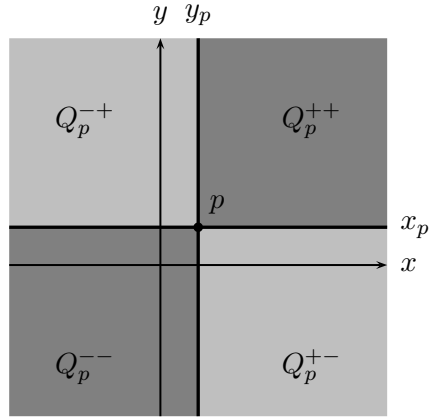


Figure 2: Quadrants of the point p .

The operations L_x and L_y do not commute generally. For example, for $A = \{(0, 0), (2, 0), (1, 1)\}$, $(L_x \circ L_y)(A) \neq (L_y \circ L_x)(A)$ (see Figure 3). But for a path connected set, these operations do commute as the following proposition shows.

Proposition 1 For a path connected subset A of \mathbb{R}_1^2 , it holds

$$(L_x \circ L_y)(A) = (L_y \circ L_x)(A).$$

Proof. Assume to the contrary that, for example, there exists a point $p \in (L_y \circ L_x)(A)$ not contained in $(L_x \circ L_y)(A)$. Since $p \notin L_x(L_y(A))$, the point p can not belong to $L_y(A)$ and consequently at least one of the half-rays y_p^+ and y_p^- does not intersect A (otherwise the point p would belong to

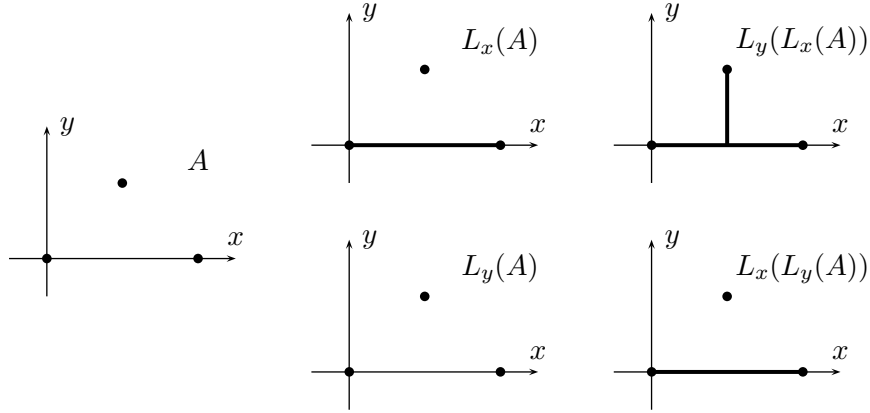


Figure 3: The image of A under L_x , L_y and the different compositions of L_x and L_y yielding unequal sets.

$L_y(A)$). Now assume without loss of generality that y_p^+ does not intersect A . Since $p \in L_y(L_x(A))$, there must exist points $u, v \in L_x(A)$ with $u \in y_p^+$ and $v \in y_p^-$. Then, $u \in L_x(A)$ must lie on a certain horizontal segment $[A^y]$. Choose two points $s, t \in A$ on this segment lying in Q_p^{-+} and Q_p^{++} respectively (see Figure 4). Since A is path connected, there is a path in A connecting these two points. As $y_p^+ \cap A = \emptyset$, this path has to intersect the half-rays x_p^- and x_p^+ . If we denote the intersection points by q and r , then $q, r \in A \subseteq L_y(A)$ and this implies $p \in L_x(L_y(A))$, contradicting our assumption. ■

We can now define the “double hatching” of connected subsets of the Manhattan plane:

Definition 2 For a path connected subset $A \subseteq \mathbb{R}_1^2$, we define $L(A) = (L_x \circ L_y)(A) = (L_y \circ L_x)(A)$ and call it the double hatching of A .

Lemma 1 Let $A \subseteq \mathbb{R}_1^2$ be a path connected subset and $p \in \mathbb{R}_1^2$. If every

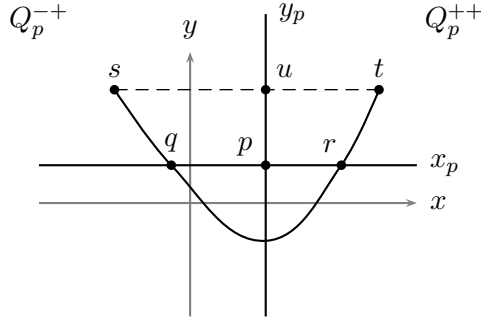


Figure 4: Why L_x and L_y commute for path connected subsets.

quadrant of the point p contains a point of the set A , then $p \in L(A)$.

Proof. Let $a_1 \in A_p^{++}$, $a_2 \in A_p^{-+}$, $a_3 \in A_p^{--}$, $a_4 \in A_p^{+-}$. Since A is path connected, there exists a path α connecting a_1 and a_3 ; and a path β connecting a_2 and a_4 (see Figure 5). The path α intersects either the pair of half-rays x_p^- and y_p^+ or the pair of half-rays x_p^+ and y_p^- (or both pairs). Similarly, the path β intersects either the pair of half-rays x_p^+ and y_p^+ or the pair of half-rays x_p^- and y_p^- . Without loss of generality, let us assume that the path α intersects x_p^- and y_p^+ and the path β intersects x_p^+ and y_p^+ . Denote a point of intersection of α and x_p^- by q and a point of intersection of β and x_p^+ by r . Since $q, r \in A$ the segment $[q, r]$ is contained in $L_x(A)$, so that $p \in L_x(A) \subseteq L(A)$.

■

Lemma 2 Let $A \subseteq \mathbb{R}_1^2$ be a path connected subset, $p \in \mathbb{R}_1^2$ and $\varepsilon, \delta = \pm$. Then $A_p^{\varepsilon\delta}$ is nonempty if and only if $(L(A))_p^{\varepsilon\delta}$ is nonempty.

(We omit the easy proof).

From Lemma 1 and Lemma 2 we get the following corollary:

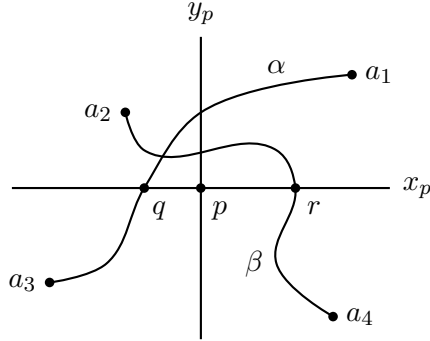


Figure 5: A point, whose quadrants intersect a set, is in the double hatching of the set.

Corollary 1 *Let $A \subseteq \mathbb{R}_1^2$ be a path connected subset and $p \in \mathbb{R}_1^2$. If every quadrant of the point p intersects the set $L(A)$, then $p \in L(A)$.*

Definition 3 *A path connected subset $A \subseteq \mathbb{R}_1^2$ is called L -invariant if the property $L(A) = A$ holds.*

By the previous corollary, we get the following lemma:

Lemma 3 *Let $A \subseteq \mathbb{R}_1^2$ be an L -invariant subset and $p \in \mathbb{R}_1^2$. If every quadrant of the point p has nonempty intersection with the set A , then p belongs to A .*

Proposition 2 *For every path connected subset $A \subseteq \mathbb{R}_1^2$, the set $L(A)$ is L -invariant.*

Proof. It can easily be seen that $L_x \circ L_x = L_x$ and $L_y \circ L_y = L_y$ on any subset of \mathbb{R}_1^2 . On the other side, L_x and L_y commute on path connected subsets by Proposition 1. So, for path connected subsets, we get

$$\begin{aligned}
L \circ L &= (L_x \circ L_y) \circ (L_x \circ L_y) = (L_x \circ L_y) \circ (L_y \circ L_x) \\
&= L_x \circ L_y \circ L_x = L_x \circ L_x \circ L_y = L_x \circ L_y \\
&= L
\end{aligned}$$

Since A is path connected, $L(A)$ is also path connected, and thus L -invariant.

■

3 Constructing the Tight Span of Path Connected Subsets

We will show below (Theorem 2) that the closure of the double-hatching of any path connected subset of the Manhattan plane is isometric to the tight span of this subset. We will prove this via the hyperconvexity of the closure of any L -invariant subset (Theorem 1). We will first note some facts used in the following proofs:

Proposition 3 ([5]) *Any hyperconvex metric space is complete.*

Proposition 4 ([7]) *Any hyperconvex metric space is strictly intrinsic.*

Lemma 4 *Let (X, d_X) and (Y, d_Y) be metric spaces with $X \cap Y \neq \emptyset$, and assume $d_X|_{X \cap Y} = d_Y|_{X \cap Y}$. Then there exists a metric d on $X \cup Y$, such that $d|_X = d_X$ and $d|_Y = d_Y$.*

Theorem 1 *Let $A \subseteq \mathbb{R}_1^2$ be an L -invariant subset. Then \overline{A} is hyperconvex.*

Proof. To show that \overline{A} is hyperconvex, we have to find a nonexpansive retraction $r_q : \overline{A} \cup \{q\} \rightarrow \overline{A}$ where $\overline{A} \cup \{q\}$ is any one-point extension of

the metric space \overline{A} . We can however assume that the point q belongs to $\mathbb{R}_1^2 \setminus \overline{A}$ and $\overline{A} \cup \{q\}$ carries the induced metric from the Manhattan plane. The reason for this simplification is that any metric on $\overline{A} \cup \{q\}$ can be extended to $\mathbb{R}_1^2 \cup \{q\}$ by Lemma 4 and there exists a nonexpansive retraction $r : \mathbb{R}_1^2 \cup \{q\} \rightarrow \mathbb{R}_1^2$ since \mathbb{R}_1^2 is injective. If we now denote the point $r(q) \in \mathbb{R}_1^2$ by p , any nonexpansive retraction $\overline{A} \cup \{p\} \rightarrow \overline{A}$ can be combined with the retraction r to yield a nonexpansive retraction $\overline{A} \cup \{q\} \rightarrow \overline{A}$.

So, let us given any point $p = (p_1, p_2) \in \mathbb{R}_1^2 \setminus \overline{A}$. We shall construct a nonexpansive retraction $\overline{A} \cup \{p\} \rightarrow \overline{A}$ by considering three different cases:

1) Three Quadrants Case:

Assume the set A has nonempty intersections with exactly three quadrants of the point p . Without loss of generality, we assume the quadrants to be Q_p^{++} , Q_p^{+-} and Q_p^{-+} .

Since $p \in \mathbb{R}_1^2 \setminus \overline{A}$, there exists an interval $[0, \varepsilon)$ such that the elbows $x_{p+(1,1)t}^- \cup y_{p+(1,1)t}^-$ of the points $p + (1, 1)t$ for $t \in [0, \varepsilon)$ does not intersect A . Otherwise we would have points $p + (1, 1)t$, for t small enough such that four quadrants of the points $p + (1, 1)t$ would intersect A forcing these points to belong to the set A . So the point p itself would belong to \overline{A} , contrary to the assumption.

Now, if we take the supremum of such ε , say ε_0 , then the point $q = p + (1, 1)\varepsilon_0$ (see Figure 6) must belong to the set \overline{A} by the same reason.

Now we can define a nonexpansive retraction

$$r : \overline{A} \cup \{p\} \rightarrow \overline{A},$$

$$r(x) = \begin{cases} x & , \quad \text{for } x \in \overline{A} \\ q & , \quad \text{for } x = p , \end{cases}$$

as easily can be verified by simple geometry in taxicab metric (see Figure 7).

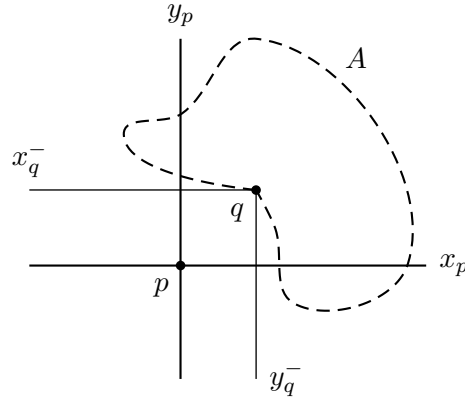


Figure 6: The three quadrants case.

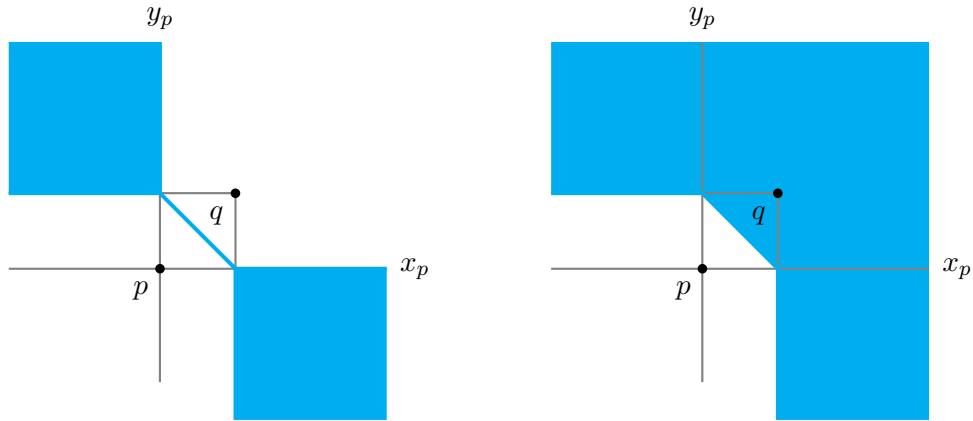


Figure 7: The shaded (blue) region denotes the set of points with equal distance to the points p and q . Note however that the “true” middle points (i.e. with distance $\frac{1}{2} \cdot d_1(p, q)$ to p and q) are the points on the anti-diagonal segment connecting the two quarter planes (left). The shaded region denotes the set of points whose distance to q is no greater than the distance to p (right).

2) Two Quadrants Case:

Assume that the set A intersects exactly two quadrants. Since $p \notin A$, these quadrants can not be in diagonal position by the connectedness of A . So let us assume without loss of generality that these quadrants are Q_p^{++} and Q_p^{-+} .

Let us define

$$\inf\{t > 0 \mid x_{(p_1, p_2+t)}^+ \cap A \neq \emptyset\} = t_0$$

and

$$\inf\{t > 0 \mid x_{(p_1, p_2+t)}^- \cap A \neq \emptyset\} = t_1$$

Without loss of generality we can assume to $t_0 \leq t_1$. Consider the point $q = (p_1, p_2 + t_0)$ (see Figure 8) and define the map

$$r : \overline{A} \cup \{p\} \rightarrow \overline{A} \cup \{q\},$$

$$r(x) = \begin{cases} x & , \quad \text{for } x \in \overline{A} \\ q & , \quad \text{for } x = p . \end{cases}$$

One can easily verify that this map is a nonexpansive map. If q belongs to the set \overline{A} , then we are done.

Now consider the case $q \notin \overline{A}$. We first claim that in this case it must hold $t_0 < t_1$. Because otherwise any horizontal segment with ordinate close enough to $p_2 + t_0$ from above would intersect the set A producing a point just above the point q and so q would belong to \overline{A} .

Since \overline{A} is closed, there exists an open disc $B(q, \delta)$ disjoint from \overline{A} . If we now choose $\varepsilon < \min\{\delta, t_1 - t_0\}$ then exactly three quadrants of the point $q' = (p_1 + \varepsilon, p_2 + t_0 + \varepsilon)$ intersects the set A and all points of \overline{A} are closer to the point q' than to the point q . So we can first define a nonexpansive map $r' : \overline{A} \cup \{q\} \rightarrow \overline{A} \cup \{q'\}$ and then, by applying the three quadrant case

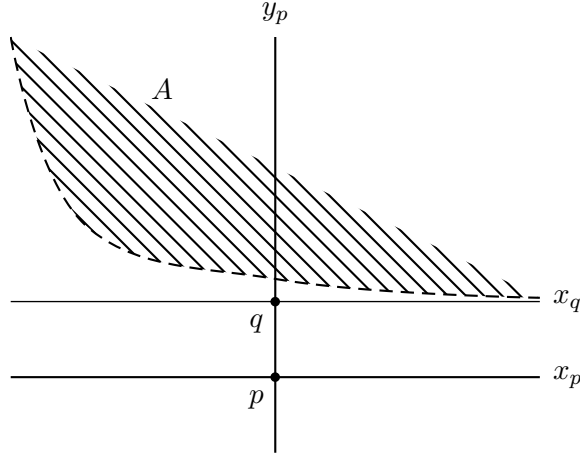


Figure 8: The two quadrants case.

construct a nonexpansive retraction $r'' : \overline{A} \cup \{q'\} \rightarrow \overline{A}$. By combining these three retractions we get a nonexpansive retraction from $\overline{A} \cup \{p\}$ to \overline{A} .

3) One Quadrant Case:

Assume that only one quadrant of the point p intersects the set A and let it be Q_p^{++} without loss of generality. The elbow $x_p^+ \cup y_p^+$ of the point p can not intersect the set A . Now consider intervals $[0, \varepsilon)$ such that the corresponding elbows of the points $p + (1, 1)t$ does not intersect the set A for all $t \in [0, \varepsilon)$. Let ε_0 denote the supremum of such ε (which might be zero in special examples) and let $q = p + (1, 1)\varepsilon_0$ (see Figure 9). The map

$$r : \overline{A} \cup \{p\} \rightarrow \overline{A} \cup \{q\},$$

$$r(x) = \begin{cases} x & , \text{ for } x \in \overline{A} \\ q & , \text{ for } x = p \end{cases}$$

is nonexpansive.

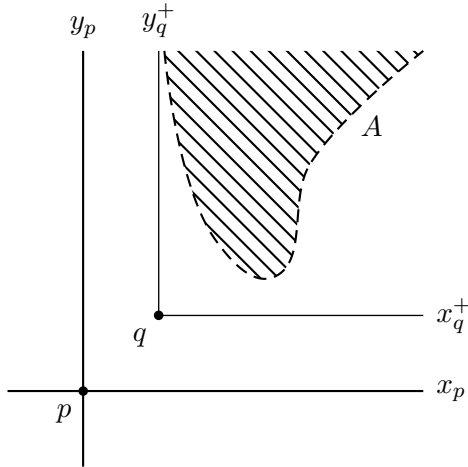


Figure 9: The one quadrant case.

If $q \in \overline{A}$, then we are done, as the map r is then a nonexpansive retraction on to \overline{A} . Now assume $q \notin \overline{A}$. If we move the point q to a nearby $q' = q + (1, 1)\delta$ for small δ , then at least two and at most three quadrants of the point q' intersect the set A and we can apply the previous cases. ■

Theorem 2 *Let $A \subseteq \mathbb{R}_1^2$ be a path connected subset. Then, $\overline{L(A)}$ is isometric to the tight span $T(A)$ of A .*

Proof. A geodesically convex subset $B \subseteq \mathbb{R}_1^2$ containing the set A has to contain also the double-hatching $L(A)$ of A , since during the process of horizontal or vertical hatching the unique geodesics between two horizontally or vertically positioned points of A are added to the set A . As \mathbb{R}_1^2 is hyperconvex, it contains an isometric copy of the tight span $T(A)$ and since $T(A)$ is strictly intrinsic (by Proposition 4), and thus geodesically convex in \mathbb{R}_1^2 , it has to contain $L(A)$: $L(A) \subseteq T(A)$. Consequently $T(A) = T(L(A))$. By Proposition 2 and Theorem 1, $\overline{L(A)}$ is hyperconvex. Now by Proposition 3,

$T(L(A)) = \overline{L(A)}$. Thus we get $T(A) = \overline{L(A)}$. ■

Corollary 2 *Let $A \subseteq \mathbb{R}_1^2$, be a compact and path connected subset. Then, $L(A)$ is isometric to the tight span $T(A)$ of A .*

Proof. It can easily be shown that for a compact A , $L(A)$ will also be compact. ■

For an example of Corollary 2 see Figure 10.

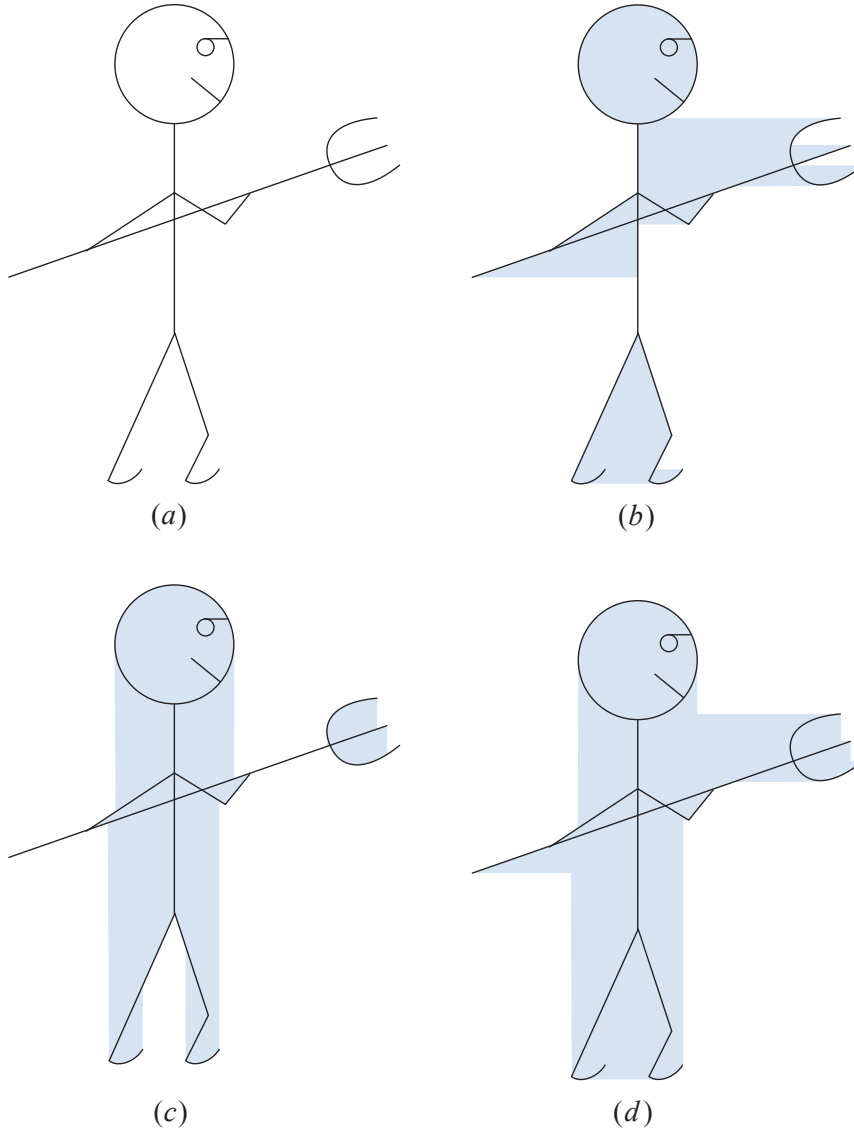


Figure 10: Tight span of a compact and path connected subset A .

a) A compact and path connected subset A of \mathbb{R}_1^2 (consisting of the contour).

b) The horizontal hatching $L_x(A)$ of A .

c) The vertical hatching $L_y(A)$ of A .

d) The double hatching $L_x(L_y(A)) = L_y(L_x(A))$ of A , which is isometric to the tight span $T(A)$ of A .

References

- [1] N. Aronszajn, P. Panitchpakdi, Extension of uniformly continuous transformations and hyperconvex metric spaces, *Pacific J. Math.* 6 (1956), 405–439.
- [2] D. Burago, Y. Burago, S. Ivanov, *A Course in Metric Geometry*, Graduate Studies in Mathematics, American Mathematical Society, USA, 2001.
- [3] A. Dress, Trees, tight extensions of metric spaces, and the cohomological dimension of certain groups: A note on combinatorial properties of metric spaces, *Advances in Mathematics* 53 (1984), 321–402.
- [4] D. Eppstein, Optimally fast incremental Manhattan plane embedding and planar tight span construction, *Journal of Computational Geometry* 2(1) (2011), 144–182.
- [5] R. Espinola, M.A. Khamsi (Eds. W.A. Kirk and B. Sims), *Introduction to Hyperconvex Spaces*, Handbook of Metric Fixed Point Theory, Kluwer Academic Publishers, Dordrecht, 2001.
- [6] J. R. Isbell, Six theorems about injective metric spaces, *Comment. Math. Helvetici* 39 (1964), 65–76.
- [7] M. Kilic, S. Kocak, Tight Span of Subsets of The Plane With The Maximum Metric, arXiv:1506.05982.
- [8] A. Papadopoulos, *Metric Spaces, Convexity and Nonpositive Curvature*, Irma Lectures in Mathematics and Theoretical Physics, European Mathematical Society, Germany, 2005.