
Two-sided linear chance constraints and extensions

Miles Lubin · Daniel Bienstock · Juan Pablo Vielma

February 2016

Abstract We examine the convexity and tractability of the two-sided linear chance constraint model under Gaussian uncertainty. We show that these constraints can be applied directly to model a larger class of nonlinear chance constraints as well as provide a reasonable approximation for a challenging class of quadratic chance constraints of direct interest for applications in power systems. With a view towards practical computations, we develop a second-order cone outer approximation of the two-sided chance constraint with provably small approximation error.

Keywords Chance constraints · Second-order cone programming · Gaussian distribution

1 Introduction

Chance constraints (or probabilistic constraints) were among the first extensions proposed to linear programming as a natural formulation for treating constraints where some of the coefficients are uncertain at the time of optimization [9]. In the chance constraint model, we suppose that the uncertain values follow a known distribution and enforce that the constraint holds with high probability as a function of the decision variables.

Nemirovski and Shapiro [17] observe that, in general, convexity and tractability results in chance constraints are a rare combination. When the corresponding deterministic constraint is convex, the chance constraint may be nonconvex. And even for those chance constraints which are in fact convex, the authors [17] cite examples where such constraints remain computationally intractable because it is NP-Hard to test if the constraint is satisfied. For linear chance constraints of the form

$$\mathbb{P}(x^T \xi \leq b) \geq 1 - \epsilon, \tag{1}$$

where $x \in \mathbb{R}^n$ and $b \in \mathbb{R}$ are decision variables, the constraint is known to be convex (that is, the set $\{(x, b) : \mathbb{P}(x^T \xi \leq b) \geq 1 - \epsilon\}$ is convex) and computationally tractable when ξ

M. Lubin · J. P. Vielma
Massachusetts Institute of Technology, Cambridge, MA, USA
E-mail: mlubin@mit.edu

D. Bienstock
Columbia University, New York, NY, USA

has an *elliptical log-concave* distribution [14], examples of which include the multivariate Gaussian distribution and few others. The computational challenges presented by chance constraints have motivated approximation schemes [17] and alternative formulations such as robust optimization [3].

Even more challenging than linear chance constraints, *joint chance constraints* require that a set of linear constraints hold jointly with high probability. Prékopa [18] reviews many of the standard results. In particular, he proves convexity of the constraint $\mathbb{P}(x \geq \xi) \geq 1 - \epsilon$ with respect to $x \in \mathbb{R}^n$ when ξ follows a multivariate continuous log-concave distribution and of the constraint $\mathbb{P}(Tx \geq 0) \geq 1 - \epsilon$ when some elements of the matrix T are random with a joint Gaussian distribution and have a specialized covariance structure between the rows of T (further generalized by [10]). Van Ackooij et al. [21] consider *rectangular* chance constraints of the form $\mathbb{P}(a \leq \xi \leq b) \geq 1 - \epsilon$ with respect to vectors a and b where ξ follows a multivariate Gaussian distribution. Their model does not allow for products between random variables and decision variables.

The basic model we consider in this work, which is a special case of a joint chance constraint, is the two-sided chance constraint

$$\mathbb{P}(a \leq x^T \xi \leq b) \geq 1 - \epsilon, \quad (2)$$

where $a \in \mathbb{R}, b \in \mathbb{R}$, and $x \in \mathbb{R}^n$ are decision variables, and ξ is jointly Gaussian with known mean and covariance. In Section 3, we prove that this constraint is in fact convex in a, b and x given $\epsilon \leq \frac{1}{2}$. The proof, which we believe is the first, follows from a geometrical insight combined with standard tools for chance constraints such as log-concavity. The major methodological contributions of this work lie in the subsequent generalizations of the model and in our analysis of the computational tractability of the chance constraint. In Section 4 we show that a number of seemingly more complex and nonlinear constraints can be formulated by using the two-sided constraint (2). In Section 5, we demonstrate computational tractability of these constraints under a modern mathematical optimization lens. In addition to an exact derivative-based nonlinear formulation, we develop an approximate second-order cone (SOC) formulation for (2) with provable approximation quality. This SOC formulation permits one to incorporate such constraints into large-scale models solvable by state-of-the-art commercial and open-source software.

Using (2) as a primitive, we develop an approximation for the more challenging chance constraint

$$\mathbb{P}((a^T \xi + b)^2 + (c^T \xi + d)^2 \leq k) \geq 1 - \epsilon, \quad (3)$$

where $a, c \in \mathbb{R}^n$, $b, d, k \in \mathbb{R}$ are decision variables, and ξ is jointly Gaussian with known mean and covariance. This constraint is motivated by applications in power systems which we discuss in Section 2. In Section 6, we study the constraint (3) in detail and compare a number of approximation schemes, ultimately demonstrating that our approximation based on two-sided constraints is reasonable and of practical interest for its tractability.

2 Motivation

The basic question which motivates this work is the short-term planning problem, known as *optimal power flow* (OPF), which is solved as part of the real-time operation of the power grid to determine the minimum-cost production levels of controllable generators subject to reliably delivering electricity to customers across a large geographical area [13, 4]. Conceptually, OPF is similar to a network flow problem with the additional complication that power

flows according to the nonlinear Kirchhoff laws. On top of the nonlinear power flow laws, we aim to consider the uncertainty in production levels of renewable energy sources such as wind and solar photovoltaic.

In its traditional, deterministic form, OPF seeks to minimize total production costs

$$\underset{p, \theta, f}{\text{minimize}} \sum_{i \in \mathcal{G}} c_i p_i \quad (4)$$

subject to the constraints

$$\sum_{n: \{b, n\} \in \mathcal{L}} f_{bn} - \sum_{m: \{m, b\} \in \mathcal{L}} f_{mb} = \sum_{i \in G_b} p_i + w_b - d_b, \quad \forall b \in \mathcal{B}, \quad (5)$$

$$p_i^{\min} \leq p_i \leq p_i^{\max}, \quad \forall i \in \mathcal{G}, \quad (6)$$

$$f_{mn} = \beta_{mn}(\theta_m - \theta_n), \quad \forall \{m, n\} \in \mathcal{L}, \quad (7)$$

$$-f_{mn}^{\max} \leq f_{mn} \leq f_{mn}^{\max}, \quad \forall \{m, n\} \in \mathcal{L}, \quad (8)$$

where \mathcal{B} is the set of nodes (buses) in the grid, \mathcal{G} is the set of generators, G_b is the set of generators located at node b , and \mathcal{L} is the set of edges (transmission lines). Decision variables p_i denote the production levels of generator i , and the variables f_{mn} denote the flow from node m to node n . The value d_b is the demand at each node (assumed to be known), and the value w_b is the forecast production level from renewable energy sources (again assumed to be known). Constraint (5) is the familiar flow balance constraint which balances supply with demand at each node. Constraints (6) and (8) enforce the capacities of the generators and transmission lines, respectively. The constraint (7) links the flows to the bus angles θ and arises from the standard ‘‘DC’’ linearization of the nonlinear power flow laws; hence, this formulation is often called DCOPF. The formulation as stated above is efficiently solvable by linear programming on large-scale systems with tens of thousands of nodes within real-time operational constraints.

Our motivation is to address two major deficiencies in the standard DCOPF model. The first major deficiency is the deterministic nature of the model. In particular, the amount of power generated by renewable energy sources such as wind is highly variable and must be accounted for in short-term planning.

The line of work by [5, 16] addresses this deficiency by introducing chance constraints. More specifically, Bienstock et al. [5] propose to model the deviations from the forecast wind production levels as zero-mean Gaussian random variables ω_b , combined with a proportional response policy for the generators. Letting Ω be the total, real-time deviation from the forecast (a positive value if there is more renewable generation than expected), each generator has a proportional response coefficient α_i and adjusts its real-time production to match $p_i - \alpha_i \Omega$. If $\sum_i \alpha_i = 1$, then this response policy guarantees balance of supply and demand, although it does not guarantee that output capacities or transmission capacities are always satisfied. Both p_i and α_i are decision variables. Transmission capacities, in practice, are soft constraints, and hence [5] propose to enforce them as chance constraints

$$\mathbb{P}(|\mathbf{f}_{mn}| \leq f_{mn}^{\max}) \geq 1 - \epsilon, \quad (9)$$

where \mathbf{f}_{mn} is the random flow driven by the deviations ω_b . Bienstock et al. [5] then approximate (9) by splitting it into two constraints

$$\mathbb{P}(\mathbf{f}_{mn} \leq f_{mn}^{\max}) \geq 1 - \epsilon \text{ and } \mathbb{P}(\mathbf{f}_{mn} \geq -f_{mn}^{\max}) \geq 1 - \epsilon, \quad (10)$$

both of which can be expressed as simple linear Gaussian chance constraints (1). The assumption that deviations from the forecast follow a Gaussian distribution is made for tractability. This assumption can be further refined, with practical gain, without loss of tractability by introducing uncertainty sets on the parameters of the Gaussian distribution [16].

The second major deficiency in the standard DCOPF model is the crude approximation it provides of the true, nonlinear, nonconvex power flow laws. In particular, the linearized model assumes constant voltage and therefore neglects so-called *reactive* power flow, which is the imaginary component of complex-valued power flow. The real component is referred to as *active* power. Although we cannot directly treat the nonconvex case, we propose to consider more accurate linearizations which account for reactive power, such as those which arise from linearizing around a current operating solution [6]. When extending the model of [5] to account for reactive power, we obtain chance constraints of the form

$$\mathbb{P}((\mathbf{f}_{mn}^{active})^2 + (\mathbf{f}_{mn}^{reactive})^2 \leq (f_{mn}^{max})^2) \geq 1 - \epsilon, \quad (11)$$

because transmission capacities are limited by the magnitude of the complex-valued power flow across a line.

Our first attempt at studying the constraint (11) led us to study the simpler two-sided form (2). These results, in turn, provided us with a means to approximate (11), as we discuss in Section 6. The approximation we derive here has already yielded a practical implementation in the JuMPChance modeling package [15] which is being used to study the value of the model we propose in ongoing work [11].

3 Convexity of two-sided Gaussian linear chance constraints

The main result in this section is the convexity of the two-sided chance constraint (2).

Let $\varphi(x) = \frac{1}{\sqrt{2\pi}}e^{-\frac{x^2}{2}}$ be the standard Gaussian density and $\Phi(x) = \int_{-\infty}^x \varphi(t) dt$ the Gaussian integral.

Definition 1 Let $\xi \sim N(0, 1)$ be a standard Gaussian random variable. Let $\epsilon \in (0, 1)$. We define the set $S_\epsilon := \{(x, y) \in \mathbb{R}^2 : \mathbb{P}(x \leq \xi \leq y) \geq 1 - \epsilon\}$.

Note that S_ϵ has two equivalent representations as $\{(x, y) : \int_x^y \varphi(t) dt \geq 1 - \epsilon\}$ and $\{(x, y) : \Phi(y) - \Phi(x) \geq 1 - \epsilon\}$.

We will proceed to prove that S_ϵ is convex, but first we define *log-concavity* and recall some basic properties. See Boyd [8] for further discussion and proofs of these properties.

Definition 2 A non-negative function $f : \mathbb{R}^n \rightarrow \mathbb{R}$ is log-concave if $\forall x, y \in \text{dom } f$ and $\lambda \in (0, 1)$

$$f(\lambda x + (1 - \lambda)y) \geq f(x)^\lambda f(y)^{1-\lambda}.$$

For strictly positive functions f , this definition is equivalent to the condition that $\log f$ is concave. It is easy to verify, therefore, that the Gaussian density φ is log-concave. Lemma 1 recalls basic properties of log-concave functions.

Lemma 1 *The following properties hold for log-concave functions:*

- If $f : \mathbb{R}^n \rightarrow \mathbb{R}$ and $g : \mathbb{R}^n \rightarrow \mathbb{R}$ are log-concave, then the product $h(x) = f(x)g(x)$ is log-concave.

- If $f : \mathbb{R}^n \rightarrow \mathbb{R}$ is the indicator function of a convex set, then f is log-concave.
- If $f : \mathbb{R}^n \times \mathbb{R}^m \rightarrow \mathbb{R}$ is log concave, then $g(x) = \int f(x, y) dy$ is log-concave on \mathbb{R}^n .

Proof See Boyd [8].

With these basic properties, we can proceed to prove the following lemma.

Lemma 2 *The set S_ϵ is convex.*

Proof Let $I(s, r) = 1$ if $s \leq r$ and zero otherwise. That is, I is the indicator function for the convex set $\{(a, b) : a \leq b\}$. Therefore the function $g(t, x, y) = \varphi(t)I(t, y)I(x, t)$ is log concave, because it is a product of log concave functions. Then for $y \geq x$, $f(x, y) = \int_x^y \varphi(t) dt = \int \varphi(t)I(t, y)I(x, t) dt$ is log concave, because it is the marginal of a log concave function. Hence S_ϵ is convex because it is an upper level set of a log-concave function.

Convexity of S_ϵ proves convexity of the very simple chance constraint $\mathbb{P}(x \leq \xi \leq y) \geq 1 - \epsilon$ for all $\epsilon \in (0, 1)$ with respect to $(x, y) \in \mathbb{R}^2$. Note that this convexity result is a special case of the rectangular constraints considered by [21]. In order to account for products between the decision variables and the random variables, we require the following additional developments.

Definition 3 Let $\bar{S}_\epsilon = \text{cl}\{(x, y, z) : (x/z, y/z) \in S_\epsilon, z > 0\}$ be the conic hull of S_ϵ (where cl is the closure operator).

By standard results [12], \bar{S}_ϵ is convex. The following lemma, in which we prove monotonicity properties of the set \bar{S}_ϵ , is key to our main result.

Lemma 3 *Let $\epsilon \in (0, \frac{1}{2}]$. Then $(x, y, z) \in \bar{S}_\epsilon$ iff $z \geq 0$ and $\exists x' \geq x, y' \leq y$, and $z' \geq z$ such that $(x', y', z') \in \bar{S}_\epsilon$.*

Proof Suppose we are given $(x', y', z') \in \bar{S}_\epsilon$ and (x, y, z) with $x \leq x', y \geq y'$, and $0 < z \leq z'$. We will show that $(x, y, z) \in \bar{S}_\epsilon$. By symmetry of the Gaussian density and $\epsilon \leq \frac{1}{2}$, $(x', y', z') \in \bar{S}_\epsilon$ implies $x' < 0$ and $y' > 0$, so $x/z \leq x'/z \leq x'/z'$ and $y/z \geq y'/z \geq y'/z'$. By increasing the upper limit of integration or decreasing the lower limit of integration, we can only increase the value of the integral, so

$$\int_{x/z}^{y/z} \phi(t) dt \geq \int_{x'/z'}^{y'/z'} \phi(t) dt \geq 1 - \epsilon. \quad (12)$$

For the case of $z = 0$, take a sequence of decreasing iterates $z_1 = z', z_2, z_3, \dots$ with $z_i \rightarrow 0$. For each i , the above argument shows $(x, y, z_i) \in \bar{S}_\epsilon$, which implies $(x, y, 0) \in \bar{S}_\epsilon$ since \bar{S}_ϵ is a closed set.

With these properties, we now prove the main result of this section.

Theorem 1 *Let ξ be a vector of n i.i.d. standard Gaussian random variables, $0 < \epsilon \leq \frac{1}{2}$ and*

$$C := \{(a, b, x) \in \mathbb{R} \times \mathbb{R} \times \mathbb{R}^n : \mathbb{P}(a \leq x^T \xi \leq b) \geq 1 - \epsilon\}.$$

Then C is a projection of the convex set

$$\{(a, b, x, t) \in \mathbb{R} \times \mathbb{R} \times \mathbb{R}^n \times \mathbb{R} : \|x\|_2 \leq t, \quad (a, b, t) \in \bar{S}_\epsilon\},$$

and hence C is convex.

Proof

$$\mathbb{P}(a \leq x^T \xi \leq b) \geq 1 - \epsilon \quad (13)$$

iff

$$\mathbb{P}\left(\frac{a}{\|x\|_2} \leq \frac{x^T \xi}{\|x\|_2} \leq \frac{b}{\|x\|_2}\right) \geq 1 - \epsilon \quad (14)$$

iff

$$(a, b, \|x\|_2) \in \bar{S}_\epsilon \quad (15)$$

iff (by Lemma 3)

$$\exists t \geq \|x\|_2 \text{ such that } (a, b, t) \in \bar{S}_\epsilon. \quad (16)$$

Where the equivalence between (14) and (15) holds because $\frac{x^T \xi}{\|x\|_2}$ is a standard Gaussian random variable. The above proof assumes $x \neq 0$. For the case of $x = 0$,

$$\mathbb{P}(a \leq x^T \xi \leq b) \geq 1 - \epsilon \quad (17)$$

iff

$$a \leq 0 \leq b \quad (18)$$

iff

$$(a, b, 0) \in \bar{S}_\epsilon. \quad (19)$$

The justification for the final equivalence is as follows. If the strict inequality $a < 0 < b$ holds, then $\lim_{z \rightarrow 0^+} \int_{a/z}^{b/z} \varphi(t) dt = 1$, so membership holds in \bar{S}_ϵ . If $a = 0$, $b = 0$, or both, then we can construct a sequence of points $(a_i, b_i, 0) \rightarrow (a, b, 0)$ with each $(a_i, b_i, 0) \in \bar{S}_\epsilon$, so the statement holds because \bar{S}_ϵ is closed.

More generally,

Lemma 4 Let $\xi \sim N(\mu, \Sigma)$ be a jointly distributed Gaussian random vector with mean μ and positive definite covariance matrix Σ and $0 < \epsilon \leq \frac{1}{2}$, and let

$$C_{\mu, \Sigma} := \{(a, b, x) \in \mathbb{R} \times \mathbb{R} \times \mathbb{R}^n : \mathbb{P}(a \leq x^T \xi \leq b) \geq 1 - \epsilon\}.$$

Then $C_{\mu, \Sigma}$ convex.

Proof Let $LL^T = \Sigma$ be the Cholesky decomposition of the covariance matrix Σ . Then $\xi = L\zeta + \mu$ where ζ is a vector of i.i.d. standard Gaussian random variables. The point (a, b, x) satisfies

$$\mathbb{P}(a \leq x^T \xi \leq b) \geq 1 - \epsilon \quad (20)$$

iff

$$\mathbb{P}(a \leq x^T (L\zeta + \mu) \leq b) \geq 1 - \epsilon \quad (21)$$

iff

$$(a - \mu^T x, b - \mu^T x, L^T x) \in C. \quad (22)$$

That is, the set $C_{\mu, \Sigma}$ is an affine transformation of the convex set C representing the i.i.d. case, and hence $C_{\mu, \Sigma}$ is convex.

4 Exact extensions of two-sided constraints

In this section, we generalize the basic result in Section 3 to a number of cases in which a seemingly more complex chance constraint can be represented exactly by using two-sided chance constraints.

4.1 Nonlinear chance constraints

The simplest nonlinear constraint we consider, which will be used in formulating the approximation of the quadratic chance constraint in Section 6, is the absolute value constraint.

Lemma 5 *Let $\xi \sim N(\mu, \Sigma)$ be a jointly distributed Gaussian random vector with mean μ and positive definite covariance matrix Σ and $0 < \epsilon \leq \frac{1}{2}$. Then the set*

$$\{(a, b, x) \in \mathbb{R} \times \mathbb{R} \times \mathbb{R}^n : \mathbb{P}(|x^T \xi + a| \leq b) \geq 1 - \epsilon\} \quad (23)$$

is convex.

Proof $\mathbb{P}(|x^T \xi + a| \leq b) \geq 1 - \epsilon$ iff $\mathbb{P}(-b - a \leq x^T \xi \leq b - a) \geq 1 - \epsilon$.

The above lemma is a special case of the following significantly more general theorem:

Theorem 2 *Let $f : \mathbb{R} \rightarrow \mathbb{R}$ be a convex function which attains its minimum at $x = c$, let $g : \mathbb{R}^m \rightarrow \mathbb{R}$ be an arbitrary convex function, and let ξ be a standard Gaussian random vector (without loss of generality, we can assume independence and zero mean). Let $\epsilon \leq \frac{1}{2}$. Then the set*

$$D := \{(x, z, b) \in \mathbb{R}^n \times \mathbb{R}^m \times \mathbb{R} : \mathbb{P}(f(x^T \xi + b) + g(z) \leq 0) \geq 1 - \epsilon\} \quad (24)$$

is a projection of the convex set

$$\{(x, z, b, k, x', y', t) \in \mathbb{R}^{n+m+5} : t \geq \|x\|_2, k \leq -g(z), x' \geq l(k) - b - c, \quad (25)$$

$$y' \leq u(k) - b - c, (x', y', t) \in \bar{S}_\epsilon\} \quad (26)$$

where l and u , are explicitly computable convex and concave functions, respectively, which we define below depending on f . And hence, D is convex.

Proof Let $l(k)$ and $u(k)$ be functions such that $f(x - c) \leq k$ iff $x \in [l(k), u(k)]$. We can obtain l and u by shifting the graph of f so that the minimum is at zero and then reflecting the graph along $y = x$, and since $f(\cdot - c)$ is decreasing up to zero and increasing after zero, we have in particular that $u(k)$ is concave and increasing and $l(k)$ is convex and decreasing. Then

$$\mathbb{P}(f(x^T \xi + b) + g(z) \leq 0) \geq 1 - \epsilon \quad (27)$$

iff

$$\mathbb{P}(l(-g(z)) \leq x^T \xi + b + c \leq u(-g(z))) \geq 1 - \epsilon \quad (28)$$

iff

$$\mathbb{P}(l(-g(z)) - b - c \leq x^T \xi \leq u(-g(z)) - b - c) \geq 1 - \epsilon \quad (29)$$

iff (by Theorem 1)

$$\exists t \geq \|x\|_2 \text{ and } x' \geq l(-g(z)) - b - c \text{ and } y' \leq u(-g(z)) - b - c \text{ such that } (x', y', t) \in \bar{S}_\epsilon. \quad (30)$$

Finally,

$$x' \geq l(-g(z)) - b - c \text{ and } y' \leq u(-g(z)) - b - c \quad (31)$$

iff (by l decreasing and u increasing)

$$\exists k \leq -g(z) \text{ such that } x' \geq l(k) - b - c \text{ and } y' \leq u(k) - b - c. \quad (32)$$

Since $l(k)$ is convex and $u(k)$ is concave, conditions (30) and (32) give a convex formulation, in an extended set of variables, for the chance constraint (24).

Theorem 2 is sufficiently general to shed light on the quadratic chance constraint (11) which motivated our original work. If one of the terms in the chance constraint is deterministic, then the constraint is indeed convex, as the following lemma shows. This simpler form of the quadratic constraint itself can be useful for the motivating application in power systems, if, for example, the reactive power flow across a transmission line is not subject to randomness.

Lemma 6 *Let $\xi \sim N(\mu, \Sigma)$ be a jointly distributed Gaussian random vector with mean μ and positive definite covariance matrix Σ and $0 < \epsilon \leq \frac{1}{2}$. Then the set*

$$\{(x, b, k, z) \in \mathbb{R}^n \times \mathbb{R} \times \mathbb{R} \times \mathbb{R} : \mathbb{P}((x^T \xi + b)^2 + z^2 \leq k) \geq 1 - \epsilon\} \quad (33)$$

is convex.

Proof Set $f(y) = y^2$, $g(z, k) = z^2 - k$ and apply Theorem 2.

A similar proof technique as used in Theorem 2 can also be applied in other cases. In the following lemma, we demonstrate convexity of the quadratic chance constraint in another special case when the random variable is univariate.

Lemma 7 *Let ξ be a scalar standard Gaussian random variable and let $\epsilon \in (0, 1)$. Then the set*

$$\{(b, d, k) \in \mathbb{R}^3 : \mathbb{P}((\xi + b)^2 + (\xi + d)^2 \leq k) \geq 1 - \epsilon\}$$

is convex.

Proof By applying the quadratic formula, we see that $(\xi + b)^2 + (\xi + d)^2 \leq k$ iff $\xi \in [l(b, d, k), u(b, d, k)]$ where

$$l(b, d, k) = \frac{1}{2} \left(-(d + b) - \sqrt{2k - (d - b)^2} \right)$$

and

$$u(b, d, k) = \frac{1}{2} \left(-(d + b) + \sqrt{2k - (d - b)^2} \right).$$

By analogy with the proof of Theorem 2, it suffices to show that l is convex and u is concave. To prove this, it suffices to show that $\sqrt{2k - (d - b)^2}$ is concave, which holds since $\sqrt{\cdot}$ is concave increasing and $2k - (d - b)^2$ is concave. Note we allow $\epsilon > \frac{1}{2}$ because this proof requires only monotonicity properties of S_ϵ , not \tilde{S}_ϵ .

We also observe that when f and g in Theorem 2 are piecewise linear, e.g., as in Lemma 5, then we have demonstrated the convexity of a special family of joint linear chance constraints.

4.2 Distributionally robust two-sided chance constraints

So far we have left unquestioned the assumption that the parameters μ and Σ of the Gaussian distribution are known with certainty, when often they are subject to measurement error. For the case of linear chance constraints, Bienstock et al. [5] propose a tractable model that enforces robustness with respect to deviations of the parameters μ and Σ within a known uncertainty set U . Lubin et al. [16] implement this model and demonstrate significant cost savings in the context of short-term operational planning of power systems when tested against out-of-sample realizations of uncertainty. Here, we define and demonstrate tractability of a similar distributionally robust model in the context of two-sided chance constraints.

Let $\xi \sim N(\mu, \Sigma)$ be a jointly distributed Gaussian random vector with mean μ and positive definite covariance matrix Σ and $0 < \epsilon \leq \frac{1}{2}$, and let $LL^T = \Sigma$ be the Cholesky decomposition of Σ .

From Lemma 4, recall

$$\mathbb{P}(a \leq x^T \xi \leq b) \geq 1 - \epsilon \quad (34)$$

iff

$$\exists t \geq \|L^T x\|_2 \text{ such that } (a - \mu^T x, b - \mu^T x, t) \in \bar{S}_\epsilon. \quad (35)$$

We define the *distributionally robust* (or *ambiguous*) two-sided chance constraint as:

$$\mathbb{P}_{\xi \sim N(\mu, \Sigma)}(a \leq x^T \xi \leq b) \geq 1 - \epsilon \quad \forall (\mu, \Sigma) \in U \quad (36)$$

Lemma 8 For $\epsilon \leq \frac{1}{2}$ and under the assumption that the uncertainty set decomposes by μ and Σ , i.e., $U = U_\mu \times U_\Sigma$, then the constraint (36) is tractable if we can tractably optimize a linear objective over the sets U_μ and U_Σ .

Proof Note that (36) is a convex constraint, because it is the intersection of (infinitely) many convex constraints. We will prove tractability by demonstrating that we can easily separate, i.e., find the worst-case μ and Σ given (a, b, c) .

We have that (36) holds iff $\exists t$ s.t.

$$t \geq \|L_\Sigma^T x\| \quad \forall \Sigma \in U_\Sigma \quad (37)$$

$$(a - \mu^T x, b - \mu^T x, t) \in \bar{S}_\epsilon \quad \forall \mu \in U_\mu \quad (38)$$

Constraint (37) can be reformulated as $t \geq \sqrt{\max_{\Sigma \in U_\Sigma} x^T \Sigma x}$, so we can separate by optimizing a linear objective over U_Σ . For $t > 0$, the separation problem corresponding to constraint (38) is

$$\min_{\mu \in U_\mu} \Phi((b - \mu^T x)/t) - \Phi((a - \mu^T x)/t), \quad (39)$$

which is a minimization of a log-concave function. However, observe that it is essentially a one-dimensional problem depending on $\mu^T x$, so it can be solved by testing with the values $\min_{\mu \in U_\mu} \mu^T x$ and $\max_{\mu \in U_\mu} \mu^T x$.

5 Computational tractability of S_ϵ and \bar{S}_ϵ

We have demonstrated applications of the set S_ϵ and its conic hull \bar{S}_ϵ to represent a number of classes of convex chance constraints. So far, we have used these sets as a theoretical tool in order to prove convexity. In practice, we are also interested in computationally tractable representations of these sets, which ideally can be used within off-the-shelf solvers.

5.1 Representation using convex functions

Recall from Lemma 2 that the function $f(x, y) = \int_x^y \varphi(t) dt = \Phi(y) - \Phi(x)$ is log-concave. Therefore the equivalence $(x, y) \in S_\epsilon$ iff $\log f(x, y) \geq \log(1 - \epsilon)$ provides a representation which can essentially be used directly within derivative-based nonlinear solvers, which expect constraints in the form $f(x) \leq 0$ where f is smooth and convex. Furthermore, the *perspective function*

$$g(x, y, z) = z(\log(\Phi(y/z) - \Phi(x/z)) - \log(1 - \epsilon))$$

is concave [12], and one can see that $(x, y, z) \in \bar{S}_\epsilon$ iff $g(x, y, z) \geq 0$ and $z \geq 0$, which provides a potentially useful representation of \bar{S}_ϵ .

The above representations are valid for the interval $\epsilon \in (0, 1)$. For the special case of $\epsilon \in (0, \frac{1}{2})$, we note that for $x > 0$, $\Phi(x)$ is concave, and for $x < 0$, $\Phi(x)$ is convex. Since $\epsilon < \frac{1}{2}$ and $f(x, y) = \Phi(y) - \Phi(x) \geq 1 - \epsilon$ imply $x < 0$ and $y > 0$, we note that f itself is concave over the domain of S_ϵ because it is a sum of two concave functions. This observation provides an alternative convex representation of $(x, y, z) \in \bar{S}_\epsilon$ with the constraints

$$z(\Phi(y/z) - \Phi(x/z) - (1 - \epsilon)) \geq 0 \text{ and } z \geq 0. \quad (40)$$

With either convex representation, the derivatives are easy to compute when $z > 0$. However, derivative-based solvers may fail as $z \rightarrow 0$.

5.2 Separation oracles

A functional, derivative-based representation of \bar{S}_ϵ may be directly applicable in many situations, but alternative solution methods exist. For example, algorithms for convex mixed-integer nonlinear optimization typically make use of a combination of continuous nonlinear relaxations and iteratively generated polyhedral outer approximations [20, 7]. In this section we discuss how separation oracles could be implemented to generate such polyhedral outer approximations. Our focus is on developing separation oracles which lead to polyhedral approximations which are “better” than the more common approach which follows from the functional representation of Section 5.1, in the sense of producing hyperplanes which are tangent to the set \bar{S}_ϵ .

In brief, when a separation oracle for the set S_ϵ is given a point (x, y) , it first determines if $(x, y) \in S_\epsilon$. If $(x, y) \notin S_\epsilon$, it returns a hyperplane $(a, b) \in \mathbb{R}^2 \times \mathbb{R}$ such that $a_1x + a_2y > b$ and S_ϵ is contained in the halfspace defined by $\{(x, y) : a_1x + a_2y \leq b\}$. Hence, the hyperplane separates the point (x, y) from the set S_ϵ .

First we note that a separation oracle for S_ϵ immediately provides a separation oracle for the conic hull \bar{S}_ϵ . Suppose $(x, y, z) \notin \bar{S}_\epsilon$ and $z > 0$. Then $(x/z, y/z) \notin S_\epsilon$ so we take a hyperplane $a_1x + a_2y = b$ which separates $(x/z, y/z)$ from S_ϵ , then the hyperplane $a_1x + a_2y - bz = 0$ separates (x, y, z) from \bar{S}_ϵ . If $z = 0$, note that, assuming $\epsilon \leq \frac{1}{2}$, $(x, y, 0) \in \bar{S}_\epsilon$ iff $y \geq 0$ and $x \leq 0$, so these two constraints serve as the separating hyperplanes in this case. Thus we restrict our discussion to separation oracles for S_ϵ .

The most straightforward separation oracle for a convex set described by a smooth convex function is as follows. For any smooth, convex function f , if we are given x' with $f(x') > 0$, then the hyperplane $f(x') + \nabla f(x')(x - x') \leq 0$ separates x' from the feasible set of $\{x : f(x) \leq 0\}$ [7]¹. For the case of S_ϵ , however, this hyperplane is weak. More specifically,

¹ Taking for granted that we can compute $\Phi(\cdot)$ efficiently, this gradient-based separation oracle may also be of theoretical use in proving tractability via the ellipsoid algorithm [19].

we have

$$(x, y) \in S_\epsilon \text{ iff } f(x, y) := 1 - \epsilon - \Phi(y) + \Phi(x) \leq 0. \quad (41)$$

If we use this representation to separate the point $(0, 0)$, then $f(0, 0) = 1 - \epsilon$ and $\nabla f(0, 0) = (\frac{1}{\sqrt{2\pi}}, -\frac{1}{\sqrt{2\pi}})$, and our separating hyperplane is

$$x - y \leq -\sqrt{2\pi}(1 - \epsilon). \quad (42)$$

Figure 1 shows the set S_ϵ together with this separating hyperplane. Observe that the hyperplane is not tangent to S_ϵ , which means that it may serve poorly as an outer approximation.

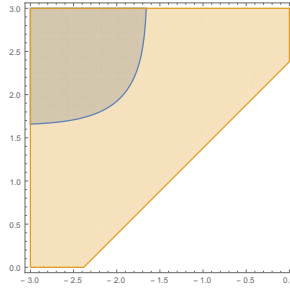


Fig. 1 In blue, the set S_ϵ , with $\epsilon = 0.05$. In orange, the half space corresponding to the separating hyperplane (42). The hyperplane separates the point $(0, 0)$ but is not tangent to S_ϵ .

Instead of using this hyperplane, we might consider computing the best possible separating hyperplane with the same slope by evaluating $\max_{(x,y) \in S_\epsilon} x - y$. By a symmetry argument which we omit here, this value is $2\Phi^{-1}(\epsilon/2)$, so we can strengthen the previous hyperplane to

$$x - y \leq 2\Phi^{-1}(\epsilon/2). \quad (43)$$

More generally, the *support function* $\sigma_{S_\epsilon}(a, b) = \max_{(x,y) \in S_\epsilon} ax + by$ enables one to compute the best possible separating hyperplane of a given slope [12]. Another approach to generating tangent separating hyperplanes is to compute an orthogonal projection of the point (x, y) onto the set S_ϵ and then add a hyperplane which is tangent to the projected point. In the following section, we provide simple representations of the support function and orthogonal projection operators for the set S_ϵ . These developments may enable practical implementations.

5.3 Support function of S_ϵ and orthogonal projection onto S_ϵ

We begin with a lemma which characterizes the boundary of S_ϵ .

Lemma 9 *Let $\epsilon \in (0, \frac{1}{2})$. Then the point (x, y) lies on the boundary of the set S_ϵ , i.e., $\Phi(y) - \Phi(x) = 1 - \epsilon$ iff $\exists \lambda \in (0, 1)$ such that $x = \Phi^{-1}(\lambda\epsilon)$ and $y = \Phi^{-1}(1 - (1 - \lambda)\epsilon)$.*

Proof First, let $\lambda \in (0, 1)$. Then $\Phi(\Phi^{-1}(1 - (1 - \lambda)\epsilon)) - \Phi(\Phi^{-1}(\lambda\epsilon)) = (1 - (1 - \lambda)\epsilon) - \lambda\epsilon = 1 - \epsilon$, and so the point $(\Phi^{-1}(\lambda\epsilon), \Phi^{-1}(1 - (1 - \lambda)\epsilon))$ lies on the boundary. In the other direction, suppose the point (x, y) is on the boundary of S_ϵ . Set $\lambda = \Phi(x)/\epsilon$. Note that since x and

y are finite, we must have $0 < \Phi(x) < \epsilon$ and $1 - \epsilon < \Phi(y) < 1$, and hence $0 < \lambda < 1$. Trivially $x = \Phi^{-1}(\lambda\epsilon)$. Then $\Phi(y) = 1 - \epsilon + \Phi(x)$, and we see that $y = \Phi^{-1}(1 - \epsilon + \lambda\epsilon) = \Phi^{-1}(1 - (1 - \lambda)\epsilon)$.

This result provides an explicit univariate parameterization of the boundary of S_ϵ in terms of λ , which is quite useful for computational purposes. For example, suppose we wanted to minimize a function $g(x, y)$ along the boundary of S_ϵ . Then this problem can be formulated as a one-dimensional search problem,

$$\min_{\lambda \in (0,1)} g(\Phi^{-1}(\lambda\epsilon), \Phi^{-1}(1 - (1 - \lambda)\epsilon)). \quad (44)$$

The following lemma uses the formulation (44) to demonstrate that optimization of some linear functions over S_ϵ can be expressed as a univariate convex optimization problem.

Lemma 10 *Suppose $g(x, y) = ax + by$ with $a < 0$ and $b > 0$. Then (44) is a smooth, strictly convex optimization problem.*

Proof Define $h(\lambda) := g(\Phi^{-1}(\lambda\epsilon), \Phi^{-1}(1 - (1 - \lambda)\epsilon))$. We explicitly calculate the derivatives using the following basic formulas:

$$\begin{aligned} \frac{d}{dx}\Phi^{-1}(x) &= \sqrt{2\pi}e^{-\frac{\Phi^{-1}(x)^2}{2}} \\ \frac{d^2}{dx^2}\Phi^{-1}(x) &= 2\pi\Phi^{-1}(x)e^{\Phi^{-1}(x)^2} \end{aligned}$$

so

$$\frac{d^2}{d\lambda^2}h(\lambda) = 2\pi a\epsilon^2\Phi^{-1}(\lambda\epsilon)e^{\Phi^{-1}(\lambda\epsilon)^2} + 2\pi b\epsilon^2\Phi^{-1}(1 - (1 - \lambda)\epsilon)e^{\Phi^{-1}(1 - (1 - \lambda)\epsilon)^2}.$$

Note $\Phi^{-1}(\lambda\epsilon) < 0$ and $\Phi^{-1}(1 - (1 - \lambda)\epsilon) > 0$, so given $a < 0$ and $b > 0$, we have that $\frac{d^2}{d\lambda^2}h(\lambda) > 0$.

Following Lemma 10 we have an efficient way to evaluate the support function

$$\sigma_{S_\epsilon}(a, b) = \max_{(x,y) \in S_\epsilon} ax + by.$$

Specifically, when $a > 0$ and $b < 0$, we solve a one-dimensional convex minimization problem. If $a < 0$ or $b > 0$, then $\sigma_{S_\epsilon}(a, b) = \infty$. If $a = 0$ and $b < 0$, $\sigma_{S_\epsilon}(a, b) = b\Phi(1 - \epsilon)$. If $b = 0$ and $a > 0$, $\sigma_{S_\epsilon}(a, b) = a\Phi(\epsilon)$. These last two cases follow from taking the limit when $\lambda = 0$ and $\lambda = 1$, respectively.

Lemma 11 *We can compute an orthogonal projection onto S_ϵ by solving a one-dimensional strictly convex minimization problem.*

Proof Similar to Lemma 10, we will use the parameterization of the boundary, but solving (44) over a restricted domain. Given $(a, b) \notin S_\epsilon$, the orthogonal projection is the solution to (44) with $g(x, y) = \frac{1}{2}(x - a)^2 + \frac{1}{2}(y - b)^2$. Actually we do not need to optimize over all $\lambda \in (0, 1)$; note that the orthogonal projection always lies on the boundary of S_ϵ between the projections along the x and y axes. More specifically, we need only consider

$$\lambda \in \left(1 - \frac{1}{\epsilon}(1 - \Phi(b)), \frac{1}{\epsilon}\Phi(a)\right), \quad (45)$$

and within this interval, by construction, the inequalities

$$\Phi^{-1}(\lambda\epsilon) \leq a \text{ and } \Phi^{-1}(1 - (1 - \lambda)\epsilon) \geq b \quad (46)$$

hold.

Define $h(\lambda) := \frac{1}{2}(\Phi^{-1}(\lambda\epsilon) - a)^2 + \frac{1}{2}(\Phi^{-1}(1 - (1 - \lambda)\epsilon) - b)^2$. We will prove strict convexity of h within the domain (45) by showing that $\frac{d^2h}{d\lambda^2} > 0$. From the chain rule (for arbitrary f),

$$\frac{d^2}{dx^2} \frac{1}{2}(f(x) - a)^2 = \left(\frac{df}{dx}(x) \right)^2 + (f(x) - a) \frac{d^2f}{dx^2}(x).$$

Discarding the squared first derivative terms, we have

$$\frac{d^2h}{d\lambda^2}(\lambda) \geq (\Phi^{-1}(\lambda\epsilon) - a) \frac{d^2}{d\lambda^2} \Phi^{-1}(\lambda\epsilon) + (\Phi^{-1}(1 - (1 - \lambda)\epsilon) - b) \frac{d^2}{d\lambda^2} (\Phi^{-1}(1 - (1 - \lambda)\epsilon))$$

The result follows from noting that $\frac{d^2}{d\lambda^2} \Phi^{-1}(\lambda\epsilon) < 0$ and $\frac{d^2}{d\lambda^2} (\Phi^{-1}(1 - (1 - \lambda)\epsilon)) > 0$ combined with the inequalities (46).

5.4 An approximate polyhedral representation of S_ϵ

In this section, we develop an approximate polyhedral representation of S_ϵ .

Definition 4 A polyhedron P_ϵ is an *outer approximation* of S_ϵ if $S_\epsilon \subset P_\epsilon$.

While polyhedral outer approximations are straightforward to generate, either through an iterative cutting-plane procedure or by preselecting a number of tangent hyperplanes, we are interested in outer approximations with a provable approximation guarantee, in the sense which we now define.

Definition 5 A family of polyhedral outer approximations P_ϵ forms an α -approximation of S_ϵ if $\forall \epsilon \in (0, \frac{1}{2}]$,

$$\Phi(y) - \Phi(x) \geq 1 - \alpha\epsilon \quad \forall (x, y) \in P_\epsilon. \quad (47)$$

Or equivalently, when $\alpha\epsilon < 1$, $S_\epsilon \subset P_\epsilon \subset S_{\alpha\epsilon}$.

We restrict $\epsilon \leq \frac{1}{2}$ for notational convenience and because this is the case of direct interest, although many of the results here generalize for $\epsilon \in (0, 1)$.

Note that although our development is from the perspective of outer approximation, a family of polyhedral outer approximations may be used to generate conservative approximations as well, since if P_ϵ is an α -approximation, then

$$P_{\epsilon/\alpha} \subset S_\epsilon \quad \forall \epsilon \in (0, \frac{1}{2}].$$

We begin with a very simple 2-approximation of S_ϵ with the axis-aligned polyhedra:

$$A_\epsilon = \{(x, y) \in \mathbb{R}^2 : x \leq \Phi^{-1}(\epsilon), y \geq \Phi^{-1}(1 - \epsilon)\}. \quad (48)$$

For $(x, y) \in A_\epsilon$, by monotonicity of the cumulative density function Φ we conclude

$$\Phi(y) - \Phi(x) \geq (1 - \epsilon) - \epsilon \geq 1 - 2\epsilon. \quad (49)$$

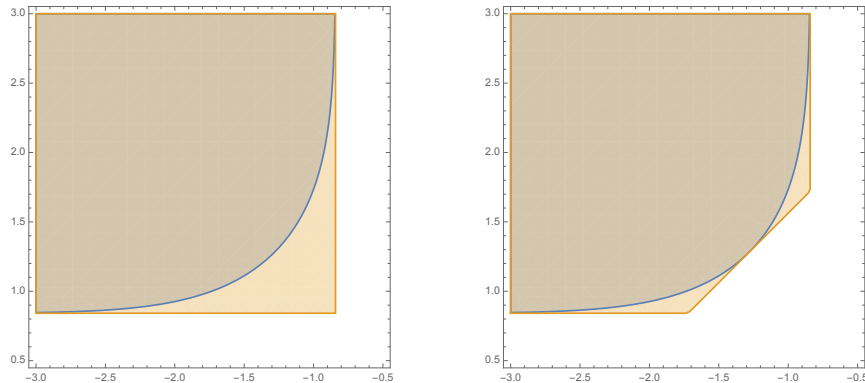


Fig. 2 In blue, the set S_ϵ . In orange, the polyhedral outer approximation A_ϵ (left) and B_ϵ (right). By adding a single additional inequality, we strengthen the relaxation significantly.

This 2-approximation of S_ϵ is equivalent to representing $\mathbb{P}(a \leq x^T \xi \leq b) \geq 1 - \epsilon$ by using the two standard linear chance constraints $\mathbb{P}(a \leq x^T \xi) \geq 1 - \epsilon$ and $\mathbb{P}(x^T \xi \leq b) \geq 1 - \epsilon$. Bienstock et al. [5] employ this approximation citing improved computational tractability.

The 2-approximation model is the best one can achieve with two linear constraints in the following sense. The set S_ϵ has two extreme rays: $(-1, 0)$ and $(0, 1)$, which follow from the fact that Φ is monotonic increasing. Therefore, any outer approximation of S_ϵ must contain these rays. If, in addition, these are not the extreme rays of the outer approximation, then the approximation *cannot* be an α -approximation for any α , because $S_{\alpha\epsilon}$ cannot contain the set.

The main result of this section is that with a single additional linear constraint, one may improve the above 2-approximation to a 1.25-approximation. The axis-aligned approximation performs poorly at the “corner” where $x = \Phi^{-1}(\epsilon)$ and $y = \Phi^{-1}(1 - \epsilon)$. If we add a hyperplane to separate this point, from the previous discussion we obtain the hyperplane (43).

Therefore we define the family of polyhedra as

$$B_\epsilon := \{(x, y) \in \mathbb{R}^2 : x \leq \Phi^{-1}(\epsilon), y \geq \Phi^{-1}(1 - \epsilon), x - y \leq 2\Phi^{-1}(\epsilon/2)\}. \quad (50)$$

The family B_ϵ forms a valid outer approximation because A_ϵ is a valid family, and we’ve added a valid separating hyperplane. Figure 2 displays the two families of approximations for a fixed ϵ .

The following lemma simplifies the task of proving the α -approximation.

Lemma 12 *For $\alpha < 2$, a family of polyhedral outer approximations P_ϵ forms an α -approximation of S_ϵ iff $\forall \epsilon \in (0, \frac{1}{2}]$*

1. \forall vertices (x, y) of P_ϵ , we have $\Phi(y) - \Phi(x) \geq 1 - \alpha\epsilon$, and
2. the extreme rays of P_ϵ are $(-1, 0)$ and $(0, 1)$.

That is, it is sufficient to verify the approximation quality at the vertices.

Proof Fix ϵ and suppose that the two above conditions hold. Then all vertices, by definition, are contained in the set $S_{\alpha\epsilon}$ (our assumptions imply $\alpha\epsilon < 1$). By convexity of $S_{\alpha\epsilon}$, this implies that all convex combinations of the vertices of P_ϵ are contained in $S_{\alpha\epsilon}$. All elements of the polyhedron P_ϵ can be represented as a convex combination of its vertices plus a conic

combination of its extreme rays. Since the extreme rays $(-1, 0)$ and $(0, 1)$ are also extreme rays of $S_{\alpha\epsilon}$, it follows that $P_\epsilon \subset S_{\alpha\epsilon}$.

The vertices of B_ϵ are $(\Phi^{-1}(\epsilon), \Phi^{-1}(\epsilon) - 2\Phi^{-1}(\epsilon/2))$ and $(2\Phi^{-1}(\epsilon/2) + \Phi^{-1}(1 - \epsilon), \Phi^{-1}(1 - \epsilon))$. By the identities $\Phi^{-1}(1 - \epsilon) = -\Phi^{-1}(\epsilon)$ and $\Phi(-x) = 1 - \Phi(x)$ we see that these vertices are in fact symmetric, so it is sufficient to consider only one of them.

We first establish a simple bound that does not use any deep properties of the Gaussian distribution.

Lemma 13 *The “three-cut” family of outer approximations B_ϵ forms a 1.5-approximation of S_ϵ .*

Proof Consider the vertex $(\Phi^{-1}(\epsilon), \Phi^{-1}(\epsilon) - 2\Phi^{-1}(\epsilon/2))$. It is sufficient to show that it is contained in the set $S_{1.5\epsilon}$.

$$\Phi(\Phi^{-1}(\epsilon) - 2\Phi^{-1}(\epsilon/2)) - \Phi(\Phi^{-1}(\epsilon)) = \Phi((\Phi^{-1}(\epsilon) - \Phi^{-1}(\epsilon/2)) - \Phi^{-1}(\epsilon/2)) - \epsilon \quad (51)$$

$$> \Phi(-\Phi^{-1}(\epsilon/2)) - \epsilon \quad (52)$$

$$= \Phi(\Phi^{-1}(1 - \epsilon/2)) - \epsilon \quad (53)$$

$$= 1 - 1.5\epsilon, \quad (54)$$

where the inequality follows from $\Phi^{-1}(\epsilon) > \Phi^{-1}(\epsilon/2)$ and monotonicity of Φ .

We can improve this bound by using properties of the Gaussian distribution. Lemmas 14 and 15 below develop the necessary properties, and Theorem 3 states the final result.

Lemma 14 $\Phi^{-1}(1 - \frac{\epsilon}{2}) - \Phi^{-1}(1 - \epsilon) \geq \Phi^{-1}(1 - \frac{\epsilon}{4}) - \Phi^{-1}(1 - \frac{\epsilon}{2})$ for $\epsilon \in (0, \frac{1}{2}]$.

Proof Let $f(\epsilon) = \Phi^{-1}(1 - \frac{\epsilon}{2}) - \Phi^{-1}(1 - \epsilon)$. Then we intend to show $f(\epsilon) \geq f(\epsilon/2) \forall \epsilon \in (0, \frac{1}{2}]$. It suffices to show that f is monotonic increasing over the interval.

Recalling

$$\frac{d}{dx}\Phi^{-1}(x) = \sqrt{2\pi} \exp\left(\frac{\Phi^{-1}(x)^2}{2}\right),$$

we have

$$f'(\epsilon) = -\frac{1}{2}\sqrt{2\pi} \exp\left(\frac{\Phi^{-1}(1 - \frac{\epsilon}{2})^2}{2}\right) + \sqrt{2\pi} \exp\left(\frac{\Phi^{-1}(1 - \epsilon)^2}{2}\right).$$

We will show that f' is always positive for $\epsilon \in (0, \frac{1}{2}]$. At $\epsilon = \frac{1}{2}$, $\Phi^{-1}(\frac{1}{2}) = 0$, so

$$f'\left(\frac{1}{2}\right) = \sqrt{2\pi} - \frac{1}{2}\sqrt{2\pi} \exp\left(\Phi^{-1}\left(\frac{3}{4}\right)^2 / 2\right) \approx 0.93 > 0.$$

Suppose, for contradiction, $f'(\epsilon') = 0$ for some ϵ' . Then

$$\exp\left(\frac{\Phi^{-1}(1 - \epsilon')^2}{2}\right) = \frac{1}{2} \exp\left(\frac{\Phi^{-1}(1 - \frac{\epsilon'}{2})^2}{2}\right)$$

which implies

$$\Phi^{-1}(1 - \epsilon')^2 = -2 \log(2) + \Phi^{-1}\left(1 - \frac{\epsilon'}{2}\right)^2. \quad (55)$$

Note that $g(\epsilon) := \Phi^{-1}(1 - \epsilon)^2$ is strictly convex for $\epsilon \in (0, 1)$ by examination of the second derivative. This means that $g'(\epsilon)$ is strictly monotonic increasing. We're looking for a solution to $g(\epsilon/2) - g(\epsilon) = 2 \log(2)$. Note that $g(\epsilon/2) - g(\epsilon)$ is strictly decreasing over the interval because $(1/2)g'(\epsilon/2) - g'(\epsilon) < 0$. One can verify the limit

$$\lim_{\epsilon \rightarrow 0^+} \Phi^{-1}\left(1 - \frac{\epsilon}{2}\right)^2 - \Phi^{-1}(1 - \epsilon)^2 = 2 \log(2),$$

which implies in fact that there can be no solution to (55). This proves our original claim.

Lemma 15 $\Phi^{-1}(\epsilon) - 2\Phi^{-1}(\frac{\epsilon}{2}) \geq \Phi^{-1}(1 - \frac{\epsilon}{4})$ for $\epsilon \in (0, \frac{1}{2}]$

Proof Applying Lemma 14, we have:

$$\Phi^{-1}(\epsilon) - 2\Phi^{-1}(\frac{\epsilon}{2}) = \Phi^{-1}(1 - \frac{\epsilon}{2}) + (\Phi^{-1}(1 - \frac{\epsilon}{2}) - \Phi^{-1}(1 - \epsilon)) \quad (56)$$

$$\geq \Phi^{-1}(1 - \frac{\epsilon}{2}) + (\Phi^{-1}(1 - \frac{\epsilon}{4}) - \Phi^{-1}(1 - \frac{\epsilon}{2})) \quad (57)$$

$$= \Phi^{-1}(1 - \frac{\epsilon}{4}) \quad (58)$$

Theorem 3 The “three-cut” family of outer approximations B_ϵ forms a 1.25-approximation of S_ϵ .

Proof Consider the vertex $(\Phi^{-1}(\epsilon), \Phi^{-1}(\epsilon) - 2\Phi^{-1}(\epsilon/2))$. It is sufficient to show that it is contained in the set $S_{1.25\epsilon}$.

$$\Phi(\Phi^{-1}(\epsilon) - 2\Phi^{-1}(\epsilon/2)) - \Phi(\Phi^{-1}(\epsilon)) = \quad (59)$$

$$\geq \Phi(\Phi^{-1}(1 - \epsilon/4)) - \epsilon \quad (60)$$

$$= 1 - 1.25\epsilon, \quad (61)$$

where the inequality follows from Lemma 15.

With an additionally highly technical argument which we omit for brevity, it is possible to show that the 1.25 value is tight; that is, the “three-cut” family of outer approximations B_ϵ is *not* an α -approximation for any $\alpha < 1.25$.

We summarize the results of this section with a succinct statement of an SOC outer approximation of the two-sided chance constraint based on B_ϵ .

Lemma 16 Let $\xi \sim N(\mu, \Sigma)$ be a jointly distributed Gaussian random vector with mean μ and positive definite covariance matrix Σ and $0 < \epsilon \leq \frac{1}{2}$. Let $LL^T = \Sigma$ be the Cholesky decomposition of Σ . The following extended formulation, with the additional variable t ,

$$t \geq \|L^T x\|_2, \quad (62)$$

$$a - \mu^T x \leq \Phi^{-1}(\epsilon)t, \quad (63)$$

$$b - \mu^T x \geq \Phi^{-1}(1 - \epsilon)t, \quad (64)$$

$$a - b \leq 2\Phi^{-1}(\epsilon/2)t. \quad (65)$$

is an SOC outer approximation of the constraint

$$\mathbb{P}(a \leq x^T \xi \leq b) \geq 1 - \epsilon$$

which in fact guarantees

$$\mathbb{P}(a \leq x^T \xi \leq b) \geq 1 - 1.25\epsilon.$$

Proof From Lemma 4,

$$\mathbb{P}(a \leq x^T \xi \leq b) \geq 1 - \epsilon \quad (66)$$

iff

$$\exists t \geq \|L^T x\|_2 \text{ such that } (a - \mu^T x, b - \mu^T x, t) \in \bar{S}_\epsilon. \quad (67)$$

We take the conic hull of the polyhedral representation B_ϵ (50) of S_ϵ in order to represent \bar{S}_ϵ .

6 Approximation of quadratic chance constraints

Having extensively discussed the tractability of the two-sided chance constraint model and its extensions to represent more complex nonlinear chance constraints exactly, we return to our original motivation as discussed in Section 2. In this section, we will investigate the use of two-sided chance constraints to *approximately* represent a family of challenging *quadratic chance constraints*. These sets are of the form,

$$H_\epsilon = \{(a, b, c, d, k) \in \mathbb{R}^n \times \mathbb{R} \times \mathbb{R}^n \times \mathbb{R} \times \mathbb{R} : \mathbb{P}((a^T \xi + b)^2 + (c^T \xi + d)^2 \leq k) \geq 1 - \epsilon\}, \quad (68)$$

where a and c , and b , d , and k are (vector and scalar, resp.) decision variables and ξ follows a multivariate Gaussian distribution with known mean and covariance matrix.

6.1 Convexity of the quadratic chance constraint

We are unaware of any existing results on the convexity of the set H_ϵ (68). We present here a proof of nonconvexity for the case of $\epsilon = 0.455$. The counterexample, while not as strong as a proof of nonconvexity for *all* $\epsilon \in (0, \frac{1}{2}]$, suggests that convexity is, at the least, not a simple extension of existing results such as those presented in Section 4 which hold for all $\epsilon \in (0, \frac{1}{2}]$. We leave the question of convexity of H_ϵ over the full range of ϵ for future work. Nevertheless, we take this counterexample as a justification for seeking tractable, convex approximations of H_ϵ in subsequent sections.

Consider the constraint

$$\mathbb{P}((x\xi_1)^2 + (y\xi_2)^2 \leq 1) \geq 1 - \epsilon, \quad (69)$$

where ξ_1 and ξ_2 are independent, standard Gaussian random variables. The constraint (69) is a special case of (68) with $\xi = (\xi_1, \xi_2)$, $a = (x, 0)$, $b = 0$, $c = (0, y)$, $d = 0$, and $k = 1$.

Figure 3 traces the value of the left-hand side of (69) along the line $y = -x + 1.6$. We see that the upper level sets of the function $f(x, y) = \mathbb{P}((x\xi_1)^2 + (y\xi_2)^2 \leq 1)$ are not convex. In particular, the points (0.6, 1.0) and (1.0, 0.6) belong to $H_{0.455}$ (by numerical integration with reported error bounds of 10^{-7}) but the point (0.8, 0.8), their average, does not. We can evaluate $\mathbb{P}((0.8\xi_1)^2 + (0.8\xi_2)^2 \leq 1)$ more explicitly as $F_{\chi^2_2}(1/0.8) \approx 0.542$ where $F_{\chi^2_2}$ is the cumulative distribution function of the chi distribution with two degrees of freedom.

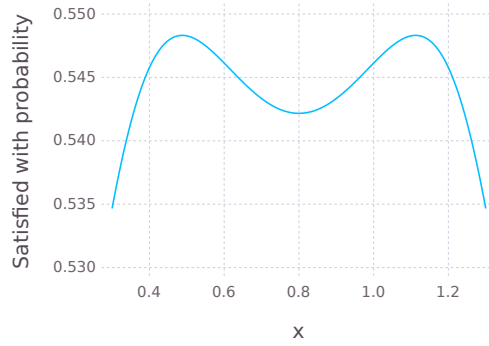


Fig. 3 On the vertical axis, the value of the left-hand side of (69) evaluated at the point $(x, -x + 1.6)$ by numerical integration (with approximate error bounds of 10^{-7}). We see that the set of points along this line that satisfy the quadratic chance constraint with probability 0.545 or greater, for example, is not convex. This proves nonconvexity of H_ϵ with $\epsilon = 0.455$.

6.2 Approximation using two-sided constraints

We propose an approximation of the quadratic chance constraint (68) by two absolute value constraints, essentially splitting up the squared terms into separate constraints. We use the union bound to enforce a conservative approximation, hence we introduce a parameter $\beta \in (0, 1)$ to balance the trade-off between violations in the two separate constraints. In Lemma 17 below, we state this formulation formally and prove that it is a valid convex, conservative approximation of (68) in an extended set of variables.

Lemma 17 Fix $\epsilon < \frac{1}{2}$, fix $\beta \in (0, 1)$, and let

$$G_{\epsilon, \beta} = \left\{ (a, b, c, d, k, f_1, f_2) \in \mathbb{R}^{2n+5} : \mathbb{P}(|a^T \xi + b| \leq f_1) \geq 1 - \beta\epsilon \right. \quad (70a)$$

$$\left. \mathbb{P}(|c^T \xi + d| \leq f_2) \geq 1 - (1 - \beta)\epsilon \right. \quad (70b)$$

$$\left. f_1^2 + f_2^2 \leq k \right\}. \quad (70c)$$

Let $G_{\epsilon, \beta}^{proj}$ be the projection of the set $G_{\epsilon, \beta}$ onto the variables (a, b, c, d, k) . Then $G_{\epsilon, \beta}^{proj}$ is convex and $G_{\epsilon, \beta}^{proj} \subseteq H_\epsilon$. That is, the set $G_{\epsilon, \beta}^{proj}$ is a conservative, convex approximation of the quadratic chance constraint (68).

Proof Let $(a, b, c, d, k, f_1, f_2) \in G_{\epsilon, \beta}$. To simplify the proof, let $\chi = a^T \xi + b$ and $\psi = c^T \xi + d$ be random variables. Then $\chi^2 \leq f_1^2$ and $\psi^2 \leq f_2^2$ implies $\chi^2 + \psi^2 \leq k$, which gives us the inequality

$$\mathbb{P}(\chi^2 + \psi^2 \leq k) \geq \mathbb{P}(\chi^2 \leq f_1^2 \text{ and } \psi^2 \leq f_2^2). \quad (71)$$

From the union bound,

$$\mathbb{P}(\chi^2 \leq f_1^2 \text{ and } \psi^2 \leq f_2^2) \geq \mathbb{P}(\chi^2 \leq f_1^2) + \mathbb{P}(\psi^2 \leq f_2^2) - 1 \quad (72)$$

$$\geq 1 - \beta\epsilon + 1 - (1 - \beta)\epsilon - 1 \quad (73)$$

$$= 1 - \epsilon, \quad (74)$$

which proves $G_{\epsilon,\beta}^{proj} \subseteq H_\epsilon$. Convexity of $G_{\epsilon,\beta}$ (and therefore $G_{\epsilon,\beta}^{proj}$) follows from Lemma 5 and the fact that $f_1^2 + f_2^2 \leq k$ is a convex quadratic constraint.

Replacing constraints (70a) and (70b) with the outer approximation (62)-(65), one obtains an SOC-representable approximation of H_ϵ . Note that this approximation is no longer conservative, but can be made so by instead using the polyhedral conservative approximation of S_ϵ as discussed in Section 5.4.

6.3 Approximation via robust optimization

An alternative conservative approximation which we consider is based on robust optimization [2].

Lemma 18 *Let $\epsilon \in (0, 1)$ and suppose that ξ follows an n -dimensional multivariate Gaussian distribution. Without loss of generality, we assume each component is independent standard Gaussian with zero mean and unit variance. Let $\Gamma = F_{\chi_n}^{-1}(1 - \epsilon)$, where $F_{\chi_n}^{-1}$ is the inverse cumulative distribution function of the chi distribution with n degrees of freedom. Let*

$$R_\epsilon = \left\{ (a, b, c, d, k, \lambda) : \begin{bmatrix} \lambda I & & a & c \\ & k - \lambda \Gamma^2 & b & d \\ a^T & & b & 1 \\ c^T & & d & 1 \end{bmatrix} \succeq 0 \right\}, \quad (75)$$

where the notation $A \succeq 0$ means that the symmetric matrix A is positive semidefinite, and blank entries represent zero blocks. Let R_ϵ^{proj} be the projection of the set R_ϵ onto the variables (a, b, c, d, k) . Then R_ϵ^{proj} is convex and $R_\epsilon^{proj} \subseteq H_\epsilon$. That is, the set R_ϵ^{proj} is a conservative, convex approximation of the chance constraint (68).

Proof It is sufficient to show that if $(a, b, c, d, k, \lambda) \in R_\epsilon$, then there exists a set U such that $P(\xi \in U) \geq 1 - \epsilon$ such that

$$(a^T \eta + b)^2 + (c^T \eta + d)^2 \leq k, \quad \forall \eta \in U. \quad (76)$$

Instead of allowing U to vary for any point in the set, which is equivalent to the original chance constraint, we fix $U = \{\eta : \|\eta\|_2 \leq \Gamma\}$ and therefore obtain a conservative approximation. By the definition of the chi distribution, $P(\xi \in U) = 1 - \epsilon$. In the terminology of robust optimization, U is an uncertainty set. It is a standard result, which follows from the S-lemma and Schur complement lemmas, that R_ϵ^{proj} is precisely the set of points satisfying (76) for this choice of the uncertainty set U [2]. Convexity follows since R_ϵ is the set of points satisfying a linear matrix inequality (LMI), which is tractable by semidefinite programming (SDP).

Note that the choice of $\Gamma = F_{\chi_n}^{-1}(1 - \epsilon)$ may be overly conservative, especially when n is large, although we are not aware of any theoretical guidance on choosing a smaller value of Γ such that the chance constraint remains satisfied.

6.4 Nemirovski-Shapiro CVaR approximation

The third approximation we consider is based on the so-called CVaR approximation proposed by Nemirovski and Shapiro [17]. Let $I(z)$ be the indicator function of the interval $[0, \infty)$, i.e., $I(z) = 1$ if $z \geq 0$ and $I(z) = 0$ otherwise. We can rewrite the quadratic chance constraint in the following equivalent expected-value form:

$$\mathbb{E}_\xi [I((a^T \xi + b)^2 + (c^T \xi + d)^2 - k)] \leq \epsilon. \quad (77)$$

Nemirovski and Shapiro propose to upper bound the indicator function I with the convex increasing function $\psi(z) = \max(1 + z, 0)$, which, up to rescaling ($z \rightarrow z/\alpha$ for some α), is the best possible convex upper bound on the indicator function in the sense that if $\omega(z)$ is another convex increasing upper bound, then there exists $\alpha > 0$ such that $\psi(z/\alpha) \leq \omega(z)$ for all $z \in \mathbb{R}$. Then the constraint

$$\inf_{\alpha > 0} [\mathbb{E}_\xi [\psi(((a^T \xi + b)^2 + (c^T \xi + d)^2 - k)/\alpha)] - \epsilon] \leq 0, \quad (78)$$

is a conservative approximation of the quadratic chance constraint (77) which is furthermore convex in (a, b, c, d, k) , which motivates the following lemma.

Lemma 19 *Let $\epsilon \in (0, 1)$ and suppose that ξ follows an n -dimensional multivariate Gaussian distribution. Let*

$$NS_\epsilon = \{(a, b, c, d, k, \alpha) : \mathbb{E}_\xi [\max((a^T \xi + b)^2 + (c^T \xi + d)^2 - k + \alpha, 0)] \leq \alpha\epsilon, \alpha \geq 0\} \quad (79)$$

Let NS_ϵ^{proj} be the projection of the set NS_ϵ onto the variables (a, b, c, d, k) . Then NS_ϵ^{proj} is convex and $NS_\epsilon^{proj} \subseteq H_\epsilon$. That is, the set NS_ϵ^{proj} is a conservative, convex approximation of the chance constraint (68).

Proof See [17].

6.5 A comparison of approximations

We have presented three convex, conservative formulations of the quadratic chance constraint: one based on two-sided chance constraints, one based on robust optimization, and one based on convex approximation of the indicator function. All three have different tractability properties. In order of increasing computational difficulty, the two-sided approximation can be implemented, with small additional approximation error, by second-order cone programming (SOCP) following the developments presented in this work. The approximation based on robust optimization has an SDP formulation which may not be practical on large-scale problems, although we note the work of [1] where specialized methods were developed to exploit the block structure. The CVaR approximation is the most computationally challenging; it has no known reformulation in terms of standard problem classes and requires multidimensional integration to evaluate.

One might expect that the more computationally challenging approaches could yield tighter approximations. In this section, we examine a two-dimensional example in order to gain some understanding of the relative strengths of the approximations. We find, perhaps surprisingly, that no one approximation strictly dominates another. Hence, the two-sided approximation we propose has value in both its strength and ease of implementation.

As an example we will recall the simple case of

$$\mathbb{P}((x\xi_1)^2 + (y\xi_2)^2 \leq 1) \geq 1 - \epsilon, \quad (80)$$

where ξ_1 and ξ_2 are independent, standard Gaussian random variables.

Note that $\|(\xi_1, \xi_2)\|_2$ follows the chi distribution with 2 degrees of freedom, so in the robust approximation we can pick the uncertainty set $U = \{(\eta_1, \eta_2) : \|(\eta_1, \eta_2)\|_2 \leq F_{\chi^2}^{-1}(1 - \epsilon)\}$ where $F_{\chi^2}^{-1}$ is the inverse cumulative distribution function of the chi distribution with two degrees of freedom.

In this example, (75) reduces to

$$\begin{bmatrix} \lambda & & & x \\ & \lambda & & y \\ & & 1 - \lambda\Gamma^2 & \\ x & & & 1 \\ y & & & & 1 \end{bmatrix} \succeq 0. \quad (81)$$

By a Schur complement argument, the matrix (81) is positive semidefinite iff $1 - \lambda\Gamma^2 \geq 0$, $\lambda - x^2 \geq 0$, and $\lambda - y^2 \geq 0$, which holds iff $x \in [-1/\Gamma, 1/\Gamma]$ and $y \in [-1/\Gamma, 1/\Gamma]$, a simple box constraint.

An interesting observation is that for $n = 2$, the choice of $\Gamma = F_{\chi^2}^{-1}(1 - \epsilon)$ is *minimal* in the sense that any smaller value no longer corresponds to a conservative approximation of the chance constraint (80):

$$\mathbb{P}(((1/\Gamma)\xi_1)^2 + ((1/\Gamma)\xi_2)^2 \leq 1) = \mathbb{P}(\xi_1^2 + \xi_2^2 \leq \Gamma^2) = F_{\chi^2}(\Gamma). \quad (82)$$

In other words, the robust approximation to (80) touches the boundary of the exact feasible set at the corners of the box. This observation eliminates the possibility of relaxing the overconservatism of the robust approximation by decreasing the size of the uncertainty set for the case of $n = 2$.

A point is feasible to the two-sided approximation (70) for $\beta = \frac{1}{2}$ iff $\exists f_1, f_2$ such that $f_1^2 + f_2^2 \leq 1$, $\mathbb{P}(|x\xi_1| \leq f_1) \geq 1 - \frac{\epsilon}{2}$, and $\mathbb{P}(|y\xi_2| \leq f_2) \geq 1 - \frac{\epsilon}{2}$. By symmetry, these two chance constraints hold iff $f_1/|x| \geq \Phi^{-1}(1 - \frac{\epsilon}{4})$ and $f_2/|y| \geq \Phi^{-1}(1 - \frac{\epsilon}{4})$. Therefore, the point (x, y) feasible to the two-sided approximation iff

$$x^2 + y^2 \leq \frac{1}{\Phi^{-1}(1 - \frac{\epsilon}{4})^2},$$

a simple ball constraint.

The CVaR approximation, to our knowledge, does not yield a closed-form algebraic representation, although in this simple case we are able to evaluate it by numerical integration.

Figures 4 and 5 compare the three approximations with the exact feasible set for $\epsilon = 0.5$ and $\epsilon = 0.05$, respectively. For $\epsilon = 0.5$, both the robust and the two-sided approximations dominate the CVaR approximation. For $\epsilon = 0.05$, no approximation is a strict subset of another. Curiously, for this particular case the exact set $H_{0.05}$ appears to be convex.

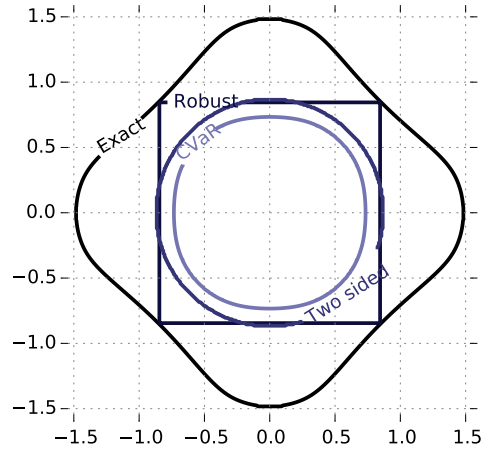


Fig. 4 Outlined in black, the exact nonconvex feasible set (x, y) satisfying $\mathbb{P}((x\xi_1)^2 + (y\xi_2)^2 \leq 1) \geq 1 - \epsilon$ for $\epsilon = 0.5$. We compare the three different convex approximations.

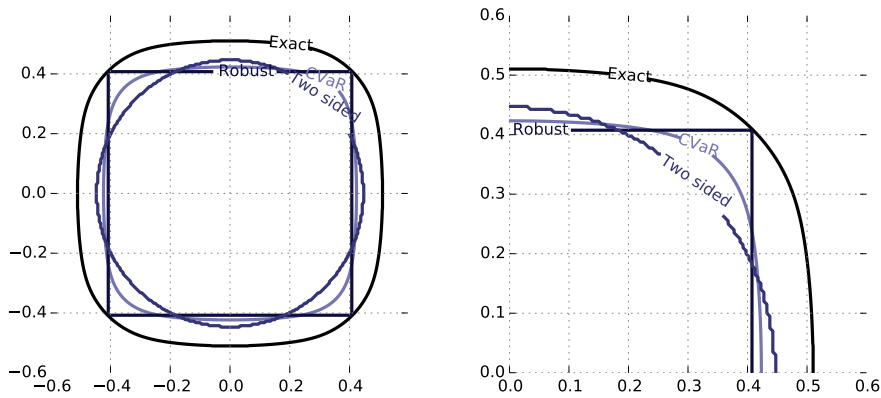


Fig. 5 Outlined in black, the exact (seemingly convex) feasible set (x, y) satisfying $\mathbb{P}((x\xi_1)^2 + (y\xi_2)^2 \leq 1) \geq 1 - \epsilon$ for $\epsilon = 0.05$. We compare the three different convex approximations. On the right, a zoomed-in view of the top-right corner shows that no approximation strictly dominates another.

7 Conclusion

Building on top of the basic convexity result for two-sided chance constraints developed in Section 3, we have shown, perhaps surprisingly, that a large class of more general non-linear chance constraints is in fact convex (Theorem 2). In addition, our analysis of the computational tractability of the two-sided chance constraint, and in particular the polyhedral approximation of the set S_ϵ with provable approximation quality, develops practical methodologies which we believe are novel in the chance constraint literature. Finally, we have demonstrated that the two-sided chance constraint yields a useful approximation of the quadratic chance constraint which originally motivated this work.

We believe that our convexity results in Section 3 can be easily extended to elliptical log-concave distributions following [14]. Extensions to more general distributions are not at all obvious, although the distributionally robust model in Section 4.2 may serve as a useful approximation. The conditions under which the quadratic chance constraint set H_ϵ is convex is left as an open question, although based on our computational experiments we conjecture that the set is convex for ϵ sufficiently small.

Acknowledgements

We thank Michael (Misha) Chertkov of Los Alamos National Laboratory for discussions which inspired this work. M. Lubin was supported by the DOE Computational Science Graduate Fellowship, which is provided under grant number DE-FG02-97ER25308.

References

1. M. ANDERSEN, L. VANDENBERGHE, AND J. DAHL, *Linear matrix inequalities with chordal sparsity patterns and applications to robust quadratic optimization*, in Computer-Aided Control System Design (CACSD), 2010 IEEE International Symposium on, Sept 2010, pp. 7–12.
2. A. BEN-TAL, L. EL GHAOU, AND A. NEMIROVSKI, *Robust Optimization*, Princeton Series in Applied Mathematics, Princeton University Press, October 2009.
3. A. BEN-TAL AND A. NEMIROVSKI, *Robust solutions of linear programming problems contaminated with uncertain data*, Mathematical Programming, 88 (2000), pp. 411–424.
4. A. R. BERGEN AND V. VITTAL, *Power systems analysis*, Prentice Hall, 1999.
5. D. BIENSTOCK, M. CHERTKOV, AND S. HARNETT, *Chance-constrained optimal power flow: Risk-aware network control under uncertainty*, SIAM Review, 56 (2014), pp. 461–495.
6. S. BOLOGNANI AND F. DÖRFLER, *Fast power system analysis via implicit linearization of the power flow manifold*, in 53rd Annual Allerton Conference on Communication, Control, and Computing, 2015.
7. P. BONAMI, L. T. BIEGLER, A. R. CONN, G. CORNUJOLS, I. E. GROSSMANN, C. D. LAIRD, J. LEE, A. LODI, F. MARGOT, N. SAWAYA, AND A. WCHTER, *An algorithmic framework for convex mixed integer nonlinear programs*, Discrete Optimization, 5 (2008), pp. 186 – 204.
8. S. BOYD AND L. VANDENBERGHE, *Convex Optimization*, Cambridge University Press, New York, NY, USA, 2004.
9. A. CHARNES AND W. W. COOPER, *Deterministic equivalents for optimizing and satisficing under chance constraints*, Operations Research, 11 (1963), pp. 18–39.
10. J. CHENG, M. HOUDA, AND A. LISSER, *Second-order cone programming approach for elliptically distributed joint probabilistic constraints with dependent rows*, 2014. Available on Optimization Online.
11. Y. DVORKIN, L. ROALD, M. LUBIN, AND M. CHERTKOV, *Chance constraints for improving the reliability of ACOPF solutions*, working paper, 2016.
12. J. B. HIRIART-URRUTY AND C. LEMARÉCHAL, *Convex Analysis and Minimization Algorithms*, vol. I-II, Springer-Verlag, Germany, 1993.
13. M. HUNEULT AND F. GALIANA, *A survey of the optimal power flow literature*, Power Systems, IEEE Transactions on, 6 (1991), pp. 762–770.
14. C. M. LAGOA, X. LI, AND M. SZNAIER, *Probabilistically constrained linear programs and risk-adjusted controller design*, SIAM Journal on Optimization, 15 (2005), pp. 938–951.
15. M. LUBIN, *JuMPChance.jl*, (2015). <http://dx.doi.org/10.5281/zenodo.13740>.
16. M. LUBIN, Y. DVORKIN, AND S. BACKHAUS, *A robust approach to chance constrained optimal power flow with renewable generation*, Power Systems, IEEE Transactions on, to appear (2015), pp. 1–10.
17. A. NEMIROVSKI AND A. SHAPIRO, *Convex approximations of chance constrained programs*, SIAM Journal on Optimization, 17 (2007), pp. 969–996.
18. A. PRÉKOPA, *Stochastic Programming*, Springer Netherlands, 1995.
19. A. SCHRIJVER, *Combinatorial Optimization: Polyhedra and Efficiency*, no. v. 1 in Algorithms and Combinatorics, Springer, 2003.
20. R. A. STUBBS AND S. MEHROTRA, *A branch-and-cut method for 0-1 mixed convex programming*, Mathematical Programming, 86 (1999), pp. 515–532.
21. W. VAN ACKOOIJ, R. HENRION, A. MÖLLER, AND R. ZORGATI, *On probabilistic constraints induced by rectangular sets and multivariate normal distributions*, Mathematical Methods of Operations Research, 71 (2010), pp. 535–549.