

Stopping Time and Control for a Type of Impulsive Stochastic Differential Equation

Ricardo Castro Santis

Departamento de Matemática, Universidad del Bío-Bío

Abstract

The main objective of this paper is the construction of the solution of an impulsive stochastic differential equation, subject to control conditions in the pulse times, and to give sufficient conditions for the pulse times to be random variables with finite expectations. Such equations are useful in modeling diverse phenomena, such as biological control and pressure regulating mechanisms. The article ends with an application to fisheries.

1 Introduction

Stochastic differential equations, SDEs, have been an important tool in the description of many phenomena in different areas of knowledge. The main results as to their existence, uniqueness, and qualitative properties are found in the classical literature, such as [1,8,6] and in recent years, a line of research has been exploring problems related to stochastic differential equations with pulses (see [5,10,11]).

This paper focuses on determining the finiteness of the expectation of the pulse times that occur when the solution process of a SDE reaches a control function $s(t)$, producing a pulse that sends the process to a second control function $q(t)$.

To this end, consider a one-dimensional Brownian motion B_t defined over a stochastic basis $(\Omega, \mathcal{F}, (\mathcal{F})_t, \mathbb{P})$, two real and continuous functions q and s , and a stochastic process $X(\omega, t) : (\Omega, \mathbb{R}_+) \rightarrow \mathbb{R}$ solution of a SDE of the following type:

$$dX(t) = f(X(t))dt + \sigma X(t)dB_t,$$

with $X(0) = q(0)$ and $\tau = \inf\{t > 0; X(t) = s(t)\}$. In this time, the process will be sent to the value $X(\tau^+) = q(\tau)$.

The functions q and s represent the curves of the lower and upper control functions, respectively.

2 The Model

Let q and s be two continuous and positive functions such that $q(t) < s(t)$ for all $t \geq 0$, let $f \in C^1(\mathbb{R})$, and let B_t be a standard Brownian motion. Then the

model can be written as

$$\begin{cases} dX(t) = f(X(t))dt + \sigma X(t)dB_t & t \in]\tau_k, \tau_{k+1}] \\ X(\tau_k^+) = q(\tau_k) \\ \tau_k = \inf \{t > \tau_{k-1}; X(t) = s(t)\} \end{cases}, \quad \tau_0 = 0 \quad (1)$$

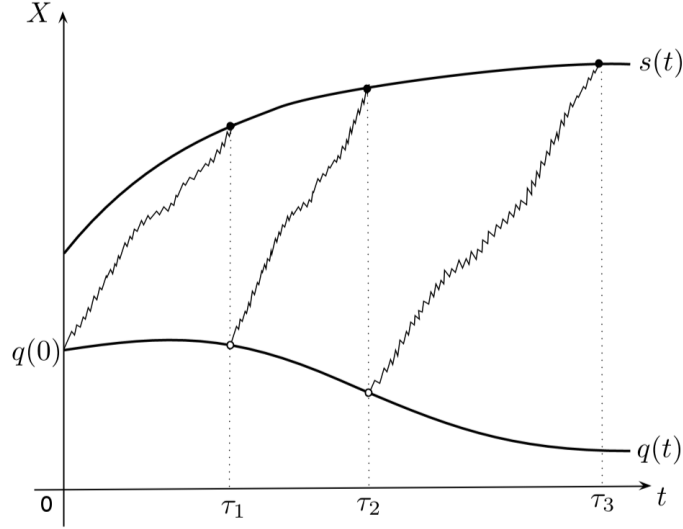


Figure 1

This figure shows a possible path of evolution of the system proposed. The times τ_1, τ_2 and τ_3 correspond to the first pulse times of the system.

The main goal is to prove that it is possible to obtain a behaviour as in Figure 1, that a local solution of the equation $dX(t) = f(X(t))dt + \sigma X(t)dB_t$ exists on the stochastic interval $]\tau_{k-1}, \tau_k]$, and that the pulse times τ_k are random variables with finite expectations.

3 HYPOTHESES

- (A) Suppose that $f \in C^1(\mathbb{R}_+)$ and that there exist positive constants α, β and S such that $0 \leq \alpha < \beta$ and

$$\alpha x \leq f(x) \leq \beta x, \quad x \in [0, S].$$

- (B) Assume that the positive constants α and σ satisfy $\alpha > \frac{\sigma^2}{2}$.

- (C) Assume that q and s are two continuous functions such that $0 < q(t) < s(t) < S$ for all $t \geq 0$.

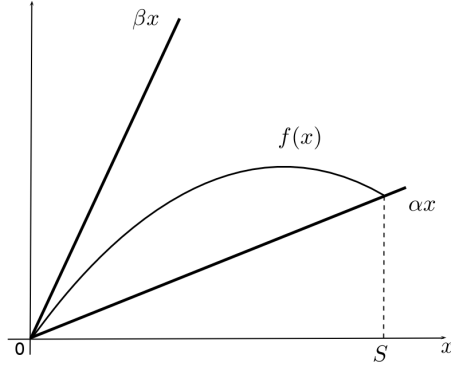


Figure 2

Figure 2 shows the relation of Hypothesis (A).

NOTE: Hypothesis (A) implies that

- $f(0) = 0$, if $\left. \frac{df}{dx} \right|_{x=0}$ exists, then
- $\alpha \leq f'(0) \leq \beta$.

Proposition 1. *Suppose that f satisfies Hypothesis (A) and that $x_0 \in]0, S[$ and σ are positive constants. Then there exists a unique stochastic process $X(t)$ such that*

$$\begin{cases} dX(t) = f(X(t))dt + \sigma X(t)dB(t) \\ X(0) = x_0 \end{cases} \quad (2)$$

on the stochastic interval $[0, \tau]$ where $\tau = \inf \{t > 0; 0 \leq X(t) \leq S\}$.

Proof. Hypothesis (A) implies that f is a Lipschitz and sublinear function on the stochastic interval $[0, \tau]$, where $\tau = \inf \{t > 0; 0 < X(t) \leq S\}$. Therefore the application of the classical theorem of the existence of a solution to a stochastic differential equation with local Lipschitz coefficients (see Baldi¹ or Øksendal⁸) implies that (2) has a unique solution process on the interval $[0, \tau]$. \square

NOTE: Under Hypothesis (A), the process $X(t)$ is a stopping time with continuous paths, therefore

$$\tau = \inf \{t > 0; 0 < X(t) \leq S\} = \inf \{t > 0; 0 < X(t) = S\}.$$

Proposition 2. *Suppose that f and σ satisfy Hypothesis (A). Then the stochastic process $X(t)$ that is the solution of (2) satisfies*

$$X_\alpha \leq X(t) \leq X_\beta(t), \quad (3)$$

where $X_\alpha(t) = x_0 e^{(\alpha - \frac{\sigma^2}{2})t + \sigma B(t)}$ and $X_\beta(t) = x_0 e^{(\beta - \frac{\sigma^2}{2})t + \sigma B(t)}$.

Proof. Note that if $f(x) \leq g(x)$ with $x \in I$, then $x_1(t) \leq x_2(t)$, where x_1 and x_2 are the solutions of the equations $x' = f(x)$ and $x' = g(x)$ with $x_1(0) = x_2(0) = x_0$.

The fact that $\alpha x \leq f(x) \leq \beta x$, $x \in [0, S]$ implies that the processes $X_\alpha(t)$, $X(t)$ and $X_\beta(t)$ are solutions to the equations

$$\begin{aligned}
(i) \quad dX(t) &= \alpha X(t)dt + \sigma X(t)dB(t), \\
(ii) \quad dX(t) &= f(X(t))dt + \sigma X(t)dB(t) \quad \text{and} \\
(iii) \quad dX(t) &= \beta X(t)dt + \sigma X(t)dB(t)
\end{aligned}$$

respectively, with $X_\alpha(0) = X(0) = X_\beta(0) = x_0 \in]0, S[$

satisfying $X_\alpha(t) \leq X(t) \leq X_\beta(t)$ on the stochastic interval $\tau = \inf \{t > 0; \quad 0 \leq X(t) \leq S\}$.

Furthermore, the explicit solutions of (i) and (iii) correspond to the geometric Brownian motions $X_\alpha = x_0 e^{(\alpha - \frac{\sigma^2}{2})t + \sigma B(t)}$ and $X_\beta = x_0 e^{(\beta - \frac{\sigma^2}{2})t + \sigma B(t)}$, respectively (see Øksendal,⁸ p. 63). So the result is obtained. \square

Note: Proposition 2 implies the positivity of the solutions. If Hypothesis (B) is not satisfied, and in particular if $\alpha < \frac{\sigma^2}{2}$, then

$$0 < X(t) \leq X_\beta(t) \longrightarrow 0 \quad \text{where } t \rightarrow \infty \quad \text{a.s.}$$

Theorem 1. *If f and σ satisfy Hypotheses (A) and (B), then the stopping time $\tau = \inf \{t > 0; \quad 0 < X(t) = S\}$ is a random variable with finite expectation.*

Proof. From Proposition 2 we have $X_\alpha(t) \leq X(t)$, $\forall t \geq 0$, therefore $\tau \leq \tau_\alpha$, where $\tau = \inf \{t > 0; \quad 0 < X(t) = S\}$ and $\tau_\alpha = \inf \{t > 0; \quad 0 < X_\alpha(t) = S\}$.

From the equation $X_\alpha(t) = S$ we have that

$$\left(\alpha - \frac{\sigma^2}{2}\right)t + B(t) = \ln\left(\frac{S}{x_0}\right),$$

and therefore

$$\mathbb{E}(\tau_\alpha) = \frac{\ln\left(\frac{S}{x_0}\right)}{\alpha - \frac{\sigma^2}{2}} \quad (4)$$

By hypothesis, $x_0 < S$ and $\alpha > \frac{\sigma^2}{2}$, and so $0 < \mathbb{E}(\tau_\alpha) < \infty$, completing the theorem. \square

NOTE: Similar arguments can be used to deduce that $\mathbb{E}(\tau_\beta) \leq \mathbb{E}(\tau)$, where $\tau_\beta = \inf \{t > 0; \quad 0 < X_\beta(t) = S\}$, therefore the expectation for τ is bounded by

$$\mathbb{E}(\tau_\beta) = \frac{\ln\left(\frac{S}{x_0}\right)}{\beta - \frac{\sigma^2}{2}} \leq \mathbb{E}(\tau) \leq \frac{\ln\left(\frac{S}{x_0}\right)}{\alpha - \frac{\sigma^2}{2}} = \mathbb{E}(\tau_\alpha). \quad (5)$$

The following figure shows the relation between τ_α , τ and τ_β .

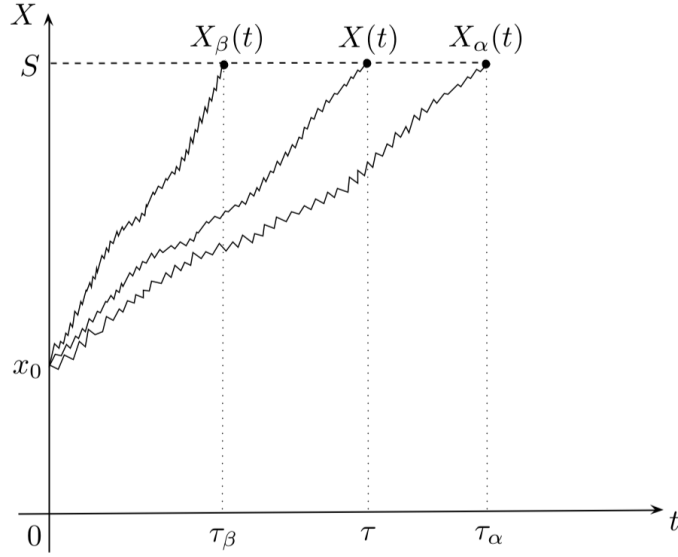


Figure 3

A study of the first exit time of diffusion, can be seen in [9], but with assumptions and different approach to this work

4 The pulses and the control

The interest of this paper is to bring the process from a state on the curve $q(t)$ to a state on the curve $s(t)$ and return it, instantaneously, to a state in $q(t)$, as is shown in Figure 1. Therefore consider the equations before the first pulse,

$$\begin{cases} dX(t) &= f(X(t))dt + \sigma X(t)dB_t \\ X(0^+) &= q(0), \end{cases} \quad (6)$$

and the random variable $\tau_1 = \inf \{t > 0; X(t) = s(t)\}$.

Corollary 1. *Under Hypotheses (A), (B) and (C), Equation (1) has a unique solution on $0 < X(t) < S$, and τ_1 is a random variable with finite expectation.*

NOTE: Due to the continuity of $X(t)$ and $s(t)$, the random time τ_1 is well defined.

Proof. Due to Hypothesis (C), $X(0) > 0$ and $X(0) < s(t) < S, \forall t$, it is possible to use Proposition 1. Therefore, there exists a unique stochastic process $X_1(t)$ solution of Equation (6) on the interval $]0, \tau_1]$. The fact that $s(t) < S$ implies that $\tau_1 < \tau, \forall \omega \in \Omega$, where τ is the stopping time defined in Proposition 1 taking $x_0 = q(0)$. Therefore $\mathbb{E}[\tau_1] < \mathbb{E}[\tau] < \infty$. \square

Corollary 2. *Let $T > 0$. The equation temporally displaced by T ,*

$$\begin{cases} dX(t) &= f(X(t))dt + \sigma X(t)dB_t \\ X(T^+) &= q(T), \end{cases} \quad (7)$$

has a unique solution on $0 < X(t) < S$, and the random variable τ_2 defined by $\tau_2 = \inf \left\{ t > T; \quad X(t) = s(t) \right\}$ has a finite expectation.

Proof. The change of variables $u = t - T$ transforms Equation (7) into

$$\begin{cases} dX(u) &= f(X(u))du + \sigma X(u)dB_u^{(1)} \\ X(0^+) &= q(T), \end{cases} \quad (8)$$

where $B_u^{(1)} = B_u - B_T$ is a new standard Brownian motion and $\tau_2 = T + \tau$, with τ the stopping time defined in Proposition 1 taking $x_0 = q(T)$.

Therefore, it is possible to apply Corollary 1 with initial condition $X(0^+) = q(T)$ and Brownian motion $B^{(1)}$, thus obtaining a stochastic process $X(u)$ solution of Equations (8) with $u \in]0, \tau_1]$ that is equivalent to the solution $X(t)$ of Equations (7) with $t \in]T, \tau_2]$. Moreover $\mathbb{E}[\tau_2] = T + \mathbb{E}[\tau] < \infty$. \square

Note that between $\mathbb{E}[\tau_2]$ and $\mathbb{E}[\tau]$ there is no relationship of order.

Theorem 2 (Main results). *Under Hypotheses (A), (B) and (C), there exists a stochastic process $X(t)$ that is the unique solution, in the a.s. sense, of the system (1), and the pulse times τ_k are random variables with finite expectations.*

Proof. Using Corollary 1 and Corollary 2, it is possible to obtain $X_1(t)$, a solution of Equation (6) on the interval $]0, \tau_1]$, and $X_2(t)$, a solution of Equation (7) with initial condition $X(\tau_1^+) = q(\tau_1)$ on the interval $]\tau_1, \tau_2]$.

Then the process $X(t) = X_1(t)\mathbb{1}_{]0, \tau_1]}(t)$ is a solution of the system (1) on the stochastic interval $]0, \tau_1]$ and $X(t) := X_2(t)\mathbb{1}_{] \tau_1, \tau_2]}(t)$ is a solution of the system (1) on the stochastic interval $]\tau_1, \tau_2]$. Moreover, $X(t) = X_1(t)\mathbb{1}_{]0, \tau_1]}(t) + X_2(t)\mathbb{1}_{] \tau_1, \tau_2]}(t)$ is a solution on the interval $]0, \tau_2]$. Therefore, using the same argument recursively, we find

$$X(t) := \sum_{k=1}^{\infty} X_k(t)\mathbb{1}_{] \tau_{k-1}, \tau_k]}(t), \quad (9)$$

a global solution of the system (1). Its uniqueness a.s. is due to the uniqueness on each interval.

The expectation of the stopping time $\tau_k = \inf \left\{ t > \tau_{k-1}; \quad X(t) = s(t) \right\}$ is given by the following recurrence equation.

$$\mathbb{E}[\tau_k] = \mathbb{E}[\tau_{k-1}] + \mathbb{E}[\Delta\tau_k] \quad (10)$$

where $\Delta\tau_k$ is the stopping time defined in Proposition 1 taking $x_0 = q(\tau_{k-1})$. \square

The random variable $\Delta\tau_k = \tau_k - \tau_{k-1}$ corresponds to the time between two successive pulses, called the k th *timeout*.

5 Asymptotic behaviour

In order to have more precise information about the asymptotic behaviour of the process, it is necessary to impose additional conditions on the functions q and s . More precisely, if q is increasing and s is decreasing, or vice versa, then it is possible to improve the estimates for the timeout $\Delta\tau_k$.

Proposition 3. *Assume that Hypotheses (A), (B) and (C) are satisfied and further, let s be a decreasing function and q be an increasing function. Then $\mathbb{E}[\Delta\tau_k]$ is a decreasing sequence.*

Proof. Consider the auxiliary times τ_q and τ_s defined by

$$\tau_q = \inf \left\{ t > \tau_{k-1}; X_k(t) = q(\tau_k) \right\} \quad \text{y} \quad \tau_s = \inf \left\{ t > \tau_q; X_k(t) = s(\tau_{k+1}) \right\}. \quad (11)$$

Note: (X_k, τ_k) is the solution to the system (1), and the fact that q is increasing and s decreasing implies $\tau_{k-1} < \tau_q < \tau_s < \tau_k$.

The following graph describes the situation:

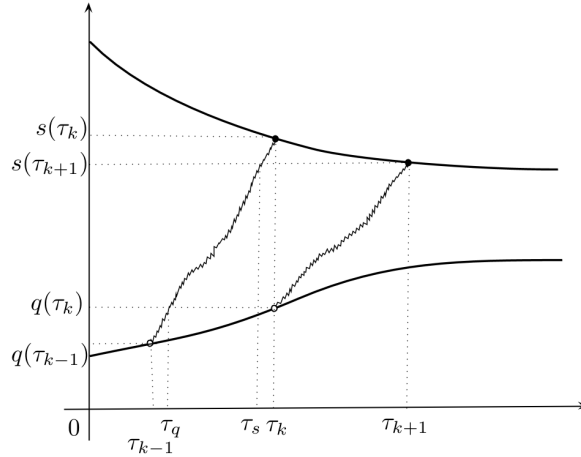


Figure 4

Using the temporal order, it is possible to decompose $\Delta\tau_k$ as follows.

$$\Delta\tau_k = (\tau_q - \tau_{k-1}) + (\tau_s - \tau_q) + (\tau_k - \tau_s) \quad (12)$$

However, the random variable $\tau_s - \tau_q$ corresponds to the timeout of Equation (7) with initial time $T = \tau_q$, initial value $q(\tau_k)$, and final value $s(\tau_{k+1})$, and is therefore a random variable distributed identically to the timeout $\Delta\tau_{k+1}$. Now taking expectations in Equation (12), we have

$$\begin{aligned} \mathbb{E}[\Delta\tau_k] &= \mathbb{E}[\tau_q - \tau_{k-1}] + \mathbb{E}[\tau_s - \tau_q] + \mathbb{E}[\tau_k - \tau_s] \\ &= \mathbb{E}[\tau_q - \tau_{k-1}] + \mathbb{E}[\Delta\tau_{k+1}] + \mathbb{E}[\tau_k - \tau_s]. \end{aligned}$$

Therefore $\mathbb{E}[\Delta\tau_k] - \mathbb{E}[\Delta\tau_{k+1}] = \mathbb{E}[\tau_q - \tau_{k-1}] + \mathbb{E}[\tau_k - \tau_s] > 0$, completing the proof. \square

Proposition 4. *Assume that Hypotheses (A), (B) and (C) are satisfied, and that s is an increasing function and q is a decreasing function. Then $\mathbb{E}[\Delta\tau_k]$ is an increasing sequence.*

Proof. The proof is similar to that of the previous proposition. In this case, the temporal order is $\tau_{k-1} < \tau_k < \tau_q < \tau_s < \tau_{k+1}$, with τ_q and τ_s defined analogously to Equation (11). The $k + 1$ th timeout is decomposed as follows.

$$\Delta\tau_{k+1} = (\tau_q - \tau_k) + (\tau_s - \tau_q) + (\tau_{k+1} - \tau_s) \quad (13)$$

Now, the random variable $\tau_s - \tau_q$ corresponds to the timeout of Equation (7) with initial time $T = \tau_q$, initial value $q(\tau_{k-1})$, and final value $s(\tau_k)$. It is therefore a random variable identically distributed to the timeout $\Delta\tau_k$. Now taking expectations in Equation (12), we have

$$\begin{aligned} \mathbb{E}[\Delta\tau_{k+1}] &= \mathbb{E}[\tau_q - \tau_k] + \mathbb{E}[\tau_s - \tau_q] + \mathbb{E}[\tau_{k+1} - \tau_s] \\ &= \mathbb{E}[\tau_q - \tau_k] + \mathbb{E}[\Delta\tau_k] + \mathbb{E}[\tau_{k+1} - \tau_s]. \end{aligned}$$

Therefore, $\mathbb{E}[\Delta\tau_{k+1}] - \mathbb{E}[\Delta\tau_k] = \mathbb{E}[\tau_q - \tau_k] + \mathbb{E}[\tau_{k+1} - \tau_s] > 0$, which completes the proof. \square

Note that if q and s are monotone, then under Hypothesis **C**, $\lim_{t \rightarrow \infty} q(t) = Q \in]0, S[$ and $\lim_{t \rightarrow \infty} s(t) = \tilde{S} \in]0, S[$ with $0 < Q \leq \tilde{S} < S$. This allows the following theorem.

Theorem 3. *If Hypotheses **A**, **B** and **C** are satisfied, if q is increasing and s is decreasing, or if q is decreasing and s is increasing, then the expectation of the timeout $\Delta\tau_k$ converges on the interval $[a_\beta, a_\alpha]$, with*

$$a_\beta = \frac{1}{\beta - \frac{\sigma^2}{2}} \ln \left(\frac{\tilde{S}}{Q} \right) \quad \text{and} \quad a_\alpha = \frac{1}{\alpha - \frac{\sigma^2}{2}} \ln \left(\frac{\tilde{S}}{Q} \right).$$

Proof.

1. If s is decreased and q is increased then, by Proposition 3, the sequence of the expectations of a timeout, $\mathbb{E}[\Delta\tau_k]$, is a decreasing sequence. In the expression for the expectation of τ_α in Equation (4), the initial and final values can be replaced and updated at time k by $x_0 \rightarrow q(\tau_{k-1})$ and $S \rightarrow s(\tau_{k-1})$. Therefore the expectation of the k th timeout $\Delta\tau_k$ is bounded by

$$\frac{1}{\beta - \frac{\sigma^2}{2}} \ln \left(\frac{s(\tau_{k-1})}{q(\tau_{k-1})} \right) < \mathbb{E}[\Delta\tau_k] < \frac{1}{\alpha - \frac{\sigma^2}{2}} \ln \left(\frac{s(\tau_{k-1})}{q(\tau_{k-1})} \right), \quad (14)$$

and taking limits,

$$\frac{1}{\beta - \frac{\sigma^2}{2}} \ln \left(\frac{\tilde{S}}{Q} \right) \leq \lim_{k \rightarrow \infty} \mathbb{E}[\Delta\tau_k] \leq \frac{1}{\alpha - \frac{\sigma^2}{2}} \ln \left(\frac{\tilde{S}}{Q} \right), \quad (15)$$

and so $\mathbb{E}[\Delta\tau_k]$ is a decreasing and bounded sequence, therefore it has a limit in the interval $[a_\beta, a_\alpha]$.

2. The case where s is increasing and q is decreasing is analogous to the previous case, but then $\mathbb{E}[\Delta\tau_k]$ is an increasing sequence.

□

6 Applications

1. **Fishery with fixed quota:** We consider a fishery resource with long periods of closure. When the amount of resources reaches a certain value S , fishing is allowed for a very short period of time with a total fishing quota C , and then the closure of the resources begins again. The evolution of the resources follows a logistic growth law in a random environment. This can be modeled by the following impulsive system.

$$\begin{cases} dX(t) = r \left(1 - \frac{X(t)}{K}\right) X(t)dt + \sigma X(t)dB_t & t \in]\tau_k, \tau_{k+1}] \\ X(\tau_k^+) = S - C \\ \tau_k = \inf \left\{ t > \tau_{k-1}; X(t) = S \right\}, & \tau_0 = 0, \end{cases} \quad (16)$$

where r is the intrinsic growth rate and K the capacity of the environment. It must be verified that Hypotheses (A), (B) and (C) are met.

The population dynamics in a random environment has been extensively studied by many authors; a complete compendium of the main results can be found in [7]. Applications to fisheries have been studied in [2]. The regulation of fishing and fishing quotas in a random environment have been addressed in [3]. Impulsive models of a fishery have been treated in [4] and [12].

- Hypothesis (A): In this case, $f(x) = r \left(1 - \frac{x}{K}\right) x$, the constant S may be chosen as any positive value less than K . Thus, the problem makes sense.

The constant $\beta = f'(0) = r$ and the constant $\alpha = \frac{f(S)}{S} = \frac{r}{K}(K-S)$.

- Hypothesis (B): The constant σ can be anything such that $\sigma^2 < 2\alpha$.
- Hypothesis (C): In this case, $s(t) \equiv S$ and $q(t) \equiv S - C$.

Due to the fact that q and s are constants, the timeouts Δ_k are independent and identically distributed random variables, therefore $\mathbb{E}[\Delta_k] = E$ is constant on the interval $[a_\beta, a_\alpha]$, with

$$a_\beta = \frac{2}{r - \sigma^2} \ln \left(\frac{S}{S - C} \right) \quad \text{and} \quad a_\alpha = \frac{2K}{2r(K - S) - K\sigma^2} \ln \left(\frac{S}{S - C} \right).$$

2. **Fishery with programming of total closure:** The context of this application is a resource that will have a total prohibition on its being fished, but during a period there will be allowed a quota, progressively smaller, only for short periods of fishing. As in the previous case, the fishing is permitted only when the resources reach the value S , but the quota is a fraction of the amount of the previous fishing, depending on the timeout: this is

$$\frac{C(\tau_k)}{C(\tau_{k-1})} = \gamma^{\frac{\Delta_k}{T}}$$

where $\gamma \in]0, 1[$ is the fraction of fishing and T is a temporal scale factor. Note that if Δ_k is constant, then $C(\tau_k)$ is a geometric progression. A reasonable choice for C is $C(\tau_k) = S\gamma^{1+\frac{\tau_k}{T}}$, as in the previous example, $q(t) = S - C$, and therefore $q(t) = S\left(1 - \gamma^{1+\frac{t}{T}}\right)$ and the model can be written as

$$\left\{ \begin{array}{l} dX(t) = r\left(1 - \frac{X(t)}{K}\right)X(t)dt + \sigma X(t)dB_t \quad t \in]\tau_k, \tau_{k+1}] \\ X(\tau_k^+) = S\left(1 - \gamma^{1+\frac{\tau_k}{T}}\right) \\ \tau_k = \inf\left\{t > \tau_{k-1}; X(t) = S\right\}, \quad \tau_0 = 0. \end{array} \right. \quad (17)$$

As $\gamma \in]0, 1[$, then $q(0) = S(1 - \gamma) \in]0, S[$ and $\lim_{k \rightarrow \infty} q(t) = S$.

As a consequence of Equation (15), one obtains that $\lim_{k \rightarrow \infty} \mathbb{E}[\Delta\tau_k] = 0$.

References

- [1] BALDI, Paolo (1984). *Equazioni differenziali stocastiche e applicazioni*. Pitagora.
- [2] BRAUMANN, C.A. (1999). Variable effort fishing models in random environments. *Math. Biosci.* 156, 1–19.
- [3] BRAUMANN, C.A. (2001). Constant effort and constant quota fishing policies with cut-offs in a random environment. *Nat. Resour. Model.* 14, 199–232.
- [4] CORDOVA-LEPE, F., GONZALEZ-OLIVARES, E., & PINTO, M. (2011). Source–sink impulsive bioeconomic models: Seasonal closures with fixed length. *J. Differ. Equ. Appl.* 17, 721–735.
- [5] HIGHAM, Desmond J. (2001). An algorithmic introduction to numerical simulation of stochastic differential equations. *SIAM Review*, 43(3), 525–546.

- [6] KARATZAS I. and SHREVE S. (1991). *Brownian Motion and Stochastic Calculus*. 2nd edn, Springer-Verlag, Berlin.
- [7] LANDE, Russell; ENGEN, Steinar; SAETHER, Bernt-Erik (2003). *Stochastic Population Dynamics in Ecology and Conservation*. Oxford University Press.
- [8] ØKSENDAL, Bernt (2003). *Stochastic Differential Equations*. Springer-Verlag, Berlin.
- [9] PLATEN E. (1985), On first exit time of diffusions., *Lecture Note on Control and Information Sciences*, 69, 192–195
- [10] SAKTHIVEL, R.; LUO, J. (2009), Asymptotic stability of nonlinear impulsive stochastic differential equations. *Statistics & Probability Letters* 79(9), 1219–1223.
- [11] WU, Huijun; SUN, Jitao. (2006), p -Moment stability of stochastic differential equations with impulsive jump and Markovian switching. *Automatica* 42(10), 1753–1759.
- [12] ZHAO, T., & TANG, S. (2011). Impulsive harvesting and by-catch mortality for the theta logistic model., *Appl. Math. Comput.* 217, 9412–9423.