

# Nonclassical states from the joint statistics of simultaneous measurements

Alfredo Luis

*Departamento de Óptica, Facultad de Ciencias Físicas,  
Universidad Complutense, 28040 Madrid, Spain*

Nonclassicality cannot be a single-observable property since the statistics of any quantum observable is compatible with classical physics. We develop a general procedure to reveal nonclassical behavior from the joint measurement of multiple observables. This requires enlarged spaces and couplings with auxiliary degrees of freedom so it must be followed by an inversion procedure to infer system properties from the observed statistics. In particular this discloses nonclassical properties of standard examples of classical-like behavior, such as SU(2) and Glauber coherent states. Moreover, when combined with other criteria it would imply that every quantum state would be nonclassical.

PACS numbers: 03.65.Ta, 42.50.Dv, 42.50.Xa

## I. INTRODUCTION

Nonclassicality cannot be a single-observable property since within classical physics it is always possible to reproduce exactly the statistics of any quantum observable. For example, regarding optics, a classical wave with definite complex amplitude is infinitely squeezed and maximally subPoissonian. Moreover, we can produce classical waves whose intensity replicates any discrete photon number distribution as accurately as desired. Thus, nonclassical effects must be found in the joint statistics of multiple observables, specially if they are incompatible [1].

Joint measurements require the coupling of the system with auxiliary degrees of freedom. This means that in general the measurement must be followed by some kind of data analysis or inversion procedures to extract the information of the system from the observed statistics [2]. We will show that when this is done in classical physics the result of the inversion is always a true probability distribution of the system variables. However, in quantum physics this is not always the case and the result of the inversion can be incompatible with classical statistics.

This provides a very general program that includes as particular cases classic demonstrations of nonclassical behavior, such as coincidence detection and quantum tomography. The retrieved system information is usually expressed in terms of the Wigner  $W$  or Glauber-Sudarshan  $\mathcal{P}$  functions, that actually intend to represent the joint distribution of two complementary field quadratures [3, 4].

It can be expected that this program will provide meaningful results when gathering information about complementary observables. But it can be as well applied successfully when addressing the redundant measurement of the same observable, such as photon number. Besides providing a new perspective on the subject, this approach discloses nonclassical properties for states with classical-like  $\mathcal{P}$  distribution, that otherwise are universally considered as classical light, with few exceptions [5–7]. Moreover, when combined with other nonclassical criteria it would imply that every quantum state would

be nonclassical.

The details of the program are presented in Sec. II, including that in classical physics the result of the inversion is always a true probability distribution. The program is applied to a qubit via the measurement of complementary observables in Sec. III, showing nonclassical spin features for SU(2) coherent states. In Sec. IV we go beyond complementarity considering the redundant measurement of the photon number. Finally, in Sec. V we show a nonclassical effects displayed by Glauber coherent states after the joint measurement of phase and number.

## II. PROGRAM

We consider the simultaneous measurement of two compatible observables  $\tilde{X}$  and  $\tilde{Y}$  which is intended to provide information about two system observables  $X$  and  $Y$  [8]. The statistics of the measurement  $\tilde{p}_{X,Y}(x,y)$  is arranged so that each variable  $x,y$  refers to the corresponding observables  $X,Y$  with marginal distributions

$$\tilde{p}_X(x) = \sum_y \tilde{p}_{X,Y}(x,y), \quad \tilde{p}_Y(y) = \sum_x \tilde{p}_{X,Y}(x,y). \quad (1)$$

We have assumed a discrete range for  $x$  and  $y$  without loss of generality. The joint measurement usually requires the coupling of the system with auxiliary degrees of freedom that must be followed by some kind of data analysis in order to extract information about  $X$  and  $Y$  in the system state. To this end the only hypotheses we make is that it is possible to infer the exact distributions  $p_Z(z)$  from their observed counterparts  $\tilde{p}_Z(z)$ , with  $Z = X, Y$ , in the form

$$p_Z(z) = \sum_{z'} \mu_Z(z,z') \tilde{p}_Z(z'), \quad p_Z = \mu_Z \tilde{p}_Z, \quad (2)$$

where  $\mu_Z$  is a matrix with matrix elements  $\mu_Z(z,z')$  completely known as far as we know the measurement being performed. These are the non ideal invertible measurements introduced in Ref. [2].

The key idea is to extend this inversion from the marginals to the complete joint distribution in the form

$$p_{X,Y}(x,y) = \sum_{x',y'} \mu_X(x,x') \mu_Y(y,y') \tilde{p}_{X,Y}(x',y'), \quad (3)$$

or in matrix form

$$p_{X,Y} = \mu_X \tilde{p}_{X,Y} \mu_Y^t, \quad (4)$$

where the superscript  $t$  denotes matrix transposition.

The retrieved distribution  $p_{X,Y}(x,y)$  can be referred to as Wigner measure since by construction  $p_{X,Y}(x,y)$  provides the correct marginals for  $X$  and  $Y$  as a typical property of Wigner functions. In particular, when  $\tilde{X}$  and  $\tilde{Y}$  are field quadratures the result of the inversion is the classic Wigner function [2].

*Classical domain.*— Next let us show that in the classical domain this procedure always leads to a *bona fide* distribution  $p_{X,Y}(x,y)$ . Classically the state of the system can be completely described by a probability distribution  $P(\lambda)$ , where  $\lambda$  is a point in the corresponding phase space. We may say that  $\lambda$  represent the ontic states, while  $P(\lambda)$  are the epistemic states [9]. The observed joint statistics is always of the form

$$\tilde{p}_{X,Y}(x,y) = \int d\lambda P(\lambda) \tilde{X}(x|\lambda) \tilde{Y}(y|\lambda), \quad (5)$$

where  $\tilde{Z}(z|\lambda)$  for  $Z = X, Y$  are the conditional probabilities that the observable  $\tilde{Z}$  takes the value  $z$  when the system state is  $\lambda$ . Imposing that Eq. (2) holds

$$Z(z|\lambda) = \sum_{z'} \mu_Z(z,z') \tilde{Z}(z'|\lambda), \quad (6)$$

we readily get from Eq. (3) the actual joint distribution for  $X$  and  $Y$

$$p_{X,Y}(x,y) = \int d\lambda P(\lambda) X(x|\lambda) Y(y|\lambda). \quad (7)$$

This is to say that after the form (5) the inversion works equally well for the joint distribution as for the marginals. Therefore, the lack of positivity or any other pathology of the retrieved joint distribution  $p_{X,Y}(x,y)$  is a signature of nonclassical behavior.

### III. QUBIT COMPLEMENTARITY

The simplest example holds in a two-dimensional Hilbert space considering two complementary observables represented by the Pauli matrices  $X = \sigma_x$  and  $Y = \sigma_y$ , with outcomes  $x, y = \pm 1$ . The most general system state is represented by the density matrix in the system space  $\mathcal{H}_s$

$$\rho = \frac{1}{2}(\sigma_0 + \mathbf{s} \cdot \boldsymbol{\sigma}), \quad (8)$$

where  $\sigma_0$  is the identity,  $\boldsymbol{\sigma}$  are the three Pauli matrices, and  $\mathbf{s} = \text{tr}(\rho \boldsymbol{\sigma})$  is a three-dimensional real vector with  $|\mathbf{s}| \leq 1$ . The exact statistics are

$$p_X(x) = \frac{1}{2}(1 + x s_x), \quad p_Y(y) = \frac{1}{2}(1 + y s_y). \quad (9)$$

For example we consider that  $Y$  is measured directly on the  $\mathcal{H}_s$  variables by projection on its eigenvectors  $|y = \pm 1\rangle$ . The simultaneous measurement of  $X$  can be achieved by coupling the system space  $\mathcal{H}_s$  with auxiliary degrees of freedom  $\mathcal{H}_m$  via the following unitary operator [10]

$$U = V_+ |x = 1\rangle \langle x = 1| + V_- |x = -1\rangle \langle x = -1|, \quad (10)$$

where  $V_{\pm}$  are unitary operators acting solely on  $\mathcal{H}_m$  and  $|x = \pm 1\rangle$  are the eigenvectors of  $X = \sigma_x$ . Denoting by  $|a\rangle$  the initial state in  $\mathcal{H}_m$  the transformed states are  $|a_{\pm}\rangle = V_{\pm}|a\rangle \in \mathcal{H}_m$ . They are not orthogonal in general, and their overlap  $\langle a_+ | a_- \rangle = \sin \phi$  is assumed to be a positive real number without loss of generality. The most simple measurement in  $\mathcal{H}_m$  is described by projection on the orthonormal vectors  $|\tilde{x}\rangle$

$$\begin{aligned} |\tilde{x} = 1\rangle &= \frac{1}{\cos \phi} \left( \cos \frac{\phi}{2} |a_+\rangle - \sin \frac{\phi}{2} |a_-\rangle \right), \\ |\tilde{x} = -1\rangle &= \frac{1}{\cos \phi} \left( -\sin \frac{\phi}{2} |a_+\rangle + \cos \frac{\phi}{2} |a_-\rangle \right), \end{aligned} \quad (11)$$

with  $\langle 1 | a_+ \rangle = \langle -1 | a_- \rangle = \cos(\phi/2)$ ,  $\langle 1 | a_- \rangle = \langle -1 | a_+ \rangle = \sin(\phi/2)$ .

With all this, the joint statistics for the simultaneous measurement is

$$\tilde{p}_{X,Y}(x,y) = \frac{1}{4} (1 + x s_x \cos \phi + y s_y \sin \phi), \quad (12)$$

with marginals

$$\tilde{p}_X(x) = \frac{1}{2} (1 + x s_x \cos \phi), \quad \tilde{p}_Y(y) = \frac{1}{2} (1 + y s_y \sin \phi), \quad (13)$$

which can be easily inverted in the form

$$p_Z = \mu_Z \tilde{p}_Z, \quad \mu_Z(z, z') = \frac{1}{2} \left( 1 + \frac{z z'}{\eta_Z} \right), \quad (14)$$

with  $\eta_X = \cos \phi$ ,  $\eta_Y = \sin \phi$ , and  $z, z' = \pm 1$ . Finally, the inversion applied to the joint statistics  $p_{X,Y} = \mu_X \tilde{p}_{X,Y} \mu_Y^t$  leads to

$$p_{X,Y}(x,y) = \frac{1}{4} (1 + x s_x + y s_y). \quad (15)$$

This is not a true Wigner function in the sense that the information about the  $\sigma_z$  observable is absent.

Clearly  $p_{X,Y}(x,y)$  can take negative values if  $|\mathbf{s}| > 1/\sqrt{2}$ . The states presenting the largest negativity are pure states with  $|s_x| = |s_y| = 1/\sqrt{2}$  and  $s_z = 0$ . The system space for the qubit is the unit Bloch sphere. Relying

on the spherical symmetry we may say that any state with  $|\mathbf{s}| > 1/\sqrt{2}$  is actually nonclassical after a suitable choice of the  $X, Y$  observables. This is that the 65 % of the volume of the Bloch sphere is occupied by nonclassical states. This result is quite relevant since it is often argued that all states in a two-dimensional space are classical regarding spin variables, as far as all them have a well-behaved Glauber-Sudarshan  $SU(2)$   $\mathcal{P}$  function [11]. Actually, all the pure states are  $SU(2)$  coherent states and have the maximum negativity.

#### IV. NUMBER-NUMBER MEASUREMENTS

Next the system is an electromagnetic field mode. This is mixed with vacuum at a lossless 50% beam splitter. The observables to be measured  $\tilde{X}, \tilde{Y}$  are the number of photons  $n_1$  and  $n_2$  registered at the two output ports. Both are intended to provide information about the number of photons in the system state  $\rho$ , this is  $X = Y = n$ . The observed joint statistics is (for simplicity we drop the subscripts in  $p$  and  $\tilde{p}$  since there is no risk of confusion)

$$\tilde{p}(n_1, n_2) = \frac{1}{2^{n_1+n_2}} \binom{n_1+n_2}{n_1} p(n_1+n_2), \quad (16)$$

with identical marginals for both variables  $n = n_1, n_2$

$$\tilde{p}(n) = \sum_{k=n}^{\infty} \frac{1}{2^k} \binom{k}{n} p(k), \quad (17)$$

where  $p(n) = \langle n|\rho|n \rangle$  is the true number statistics of the system state. The inversion of the marginals can be carried out via a transformation readily similar to Eq. (17)

$$p(n) = (-2)^n \sum_{k=n}^{\infty} \binom{k}{n} (-1)^k \tilde{p}(k). \quad (18)$$

When the inversion is applied to the two variables in the joint distribution  $\tilde{p}(n_1, n_2)$  via Eq. (3) we get a distribution  $p(n_1, n_2)$  that after a little algebra can be expressed as

$$p(n_1, n_2) = \sum_{k=0}^{\infty} \frac{(n_1+n_2+k)!}{n_1!n_2!k!} (-1)^k p(n_1+n_2+k), \quad (19)$$

with a clear symmetry between  $n_1$  and  $n_2$ . This adopts a quite simple expression if we use the Glauber-Sudarshan distribution  $\mathcal{P}(\alpha)$  in the form

$$p(n_1, n_2) = \frac{1}{n_1!n_2!} \int d^2\alpha \mathcal{P}(\alpha) |\alpha|^{2n_1+2n_2} e^{-2|\alpha|^2}. \quad (20)$$

In particular for  $n_1 = n_2 = 0$  we get that  $p(0,0)$  is the Wigner function  $W(\alpha)$  at the origin  $\alpha = 0$  as proportional to the mean value of the parity operator

$$p(0,0) = \frac{\pi}{2} W(\alpha = 0). \quad (21)$$

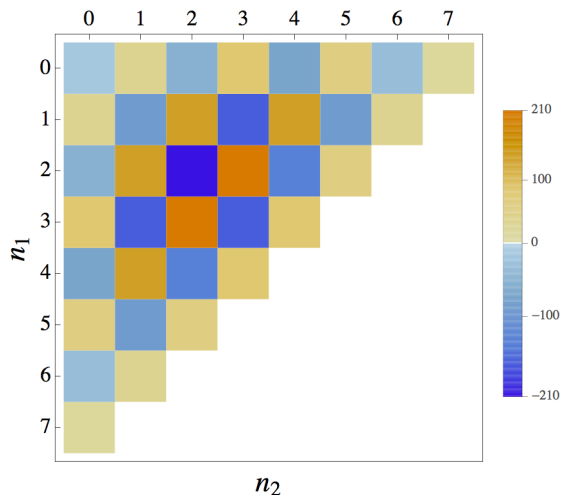


FIG. 1: Chessboard with the  $p(n_1, n_2)$  values for a number state  $|n = 7\rangle$ . The blue squares represent negative  $p(n_1, n_2)$  values, the darker the more negative.

From the above relations we get that if  $\mathcal{P}(\alpha)$  is a classical-like distribution so will be  $p(n_1, n_2)$ , provided it exists.

*Number states.*— A readily example is provided by the photon-number states  $|n\rangle$ . For example for the one-photon state  $n = 1$  we have  $p(0,0) = -1$ ,  $p(1,0) = p(0,1) = 1$ , while all the other vanish  $p(n_1 \neq 0, n_2 \neq 0) = 0$ . For states with larger number of photons we get results as illustrated by the chessboard in Fig. 1 for  $|n = 7\rangle$ . The blue squares represent negative values for  $p(n_1, n_2)$ , the darker the more negative, with an absolute minimum at  $n_1 = n_2 = 2$  with  $p(2,2) = -210$ . Actually, the absolute value of the most negative  $p(n_1, n_2)$  increases heavily with the number of photons  $n$ , with rather strong positive-negative oscillations.

*Photon added thermal states.*— As a more realistic version of the number states we may consider the photon-added thermal states  $\rho \propto a^{\dagger k} \rho_t a^k$  [12], where  $\rho_t$  is a thermal state, with photon-number distribution

$$p(n \geq k) = \frac{1}{(\bar{n} + 1)^{k+1}} \binom{n}{k} \left( \frac{\bar{n}}{\bar{n} + 1} \right)^{n-k}, \quad (22)$$

and  $p(n < k) = 0$ , where  $\bar{n}$  is the mean number of photons of the thermal state. It can be easily seen that for the single-photon-added thermal state  $k = 1$  the only negative value  $p(n_1, n_2) < 0$  holds for  $n_1 = n_2 = 0$  with  $p(0,0) = -1/(2\bar{n} + 1)^2$ , as illustrated in Fig. 2.

*Squeezed vacuum.*— As a further example we may consider the squeezed vacuum state with photon-number distribution that contains only contributions for even numbers [13]

$$p(n) = \frac{n!}{2^n (n/2)!^2} \frac{\tanh^n r}{\cosh r}, \quad (23)$$

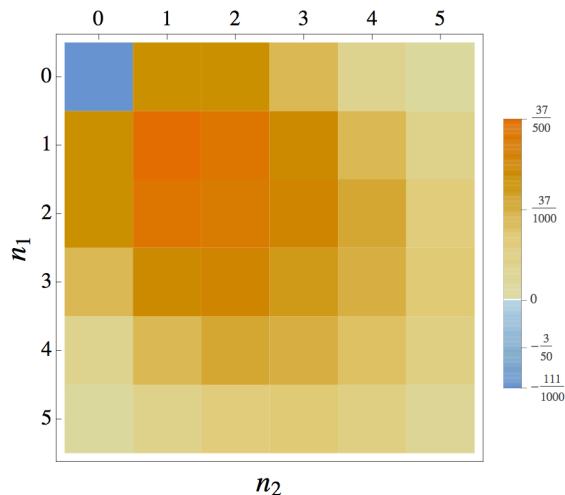


FIG. 2: Chessboard with the  $p(n_1, n_2)$  values for a single-photon-added thermal state  $k = \bar{n} = 1$ . The blue squares represent negative  $p(n_1, n_2)$  values, the darker the more negative.

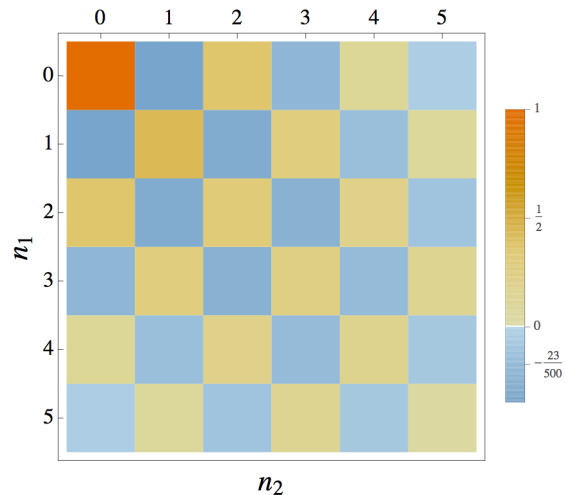


FIG. 3: Chessboard with the  $p(n_1, n_2)$  values for a squeezed vacuum state with  $\bar{n} \simeq 0.1$ . The blue squares represent negative  $p(n_1, n_2)$  values, the darker the more negative.

with  $p(n) = 0$  for odd  $n$ , where  $r$  is the squeezing parameter and  $\bar{n} = \sinh^2 r$  is the mean number of photons. The most negative result  $p(n_1, n_2) < 0$  holds always for  $p(0, 1) = p(1, 0) = -\bar{n}$  as illustrated in Fig. 3 for  $r = 0.3$  and  $\bar{n} \simeq 0.1$ . Numerically we have shown that the inversion for the joint distribution works only for  $\bar{n} \leq 0.1$ , while for the marginals it still works about this value.

## V. PHASE-NUMBER MEASUREMENTS

Let us address again a measurement scheme with two photon-number detectors placed at the output ports of

a 50 % lossless beam splitter providing a joint statistics  $\tilde{p}'(n_1, n_2)$ . However, now the beam splitter mixes the system state  $\rho$  with a Glauber coherent state  $|\beta\rangle$ . In this case, the variables of interest are not the number of photons recorded in each detector  $n_{1,2}$ , but the total number  $N = n_1 + n_2$  and the normalized number difference  $m = (n_1 - n_2)/(n_1 + n_2)$  with  $m \in [-1, 1]$ . The measured joint distribution for these variables is

$$\tilde{p}(N, m) = \tilde{p}'\left(n_1 = N\frac{1+m}{2}, n_2 = N\frac{1-m}{2}\right), \quad (24)$$

where  $N = 0, 1, \dots, \infty$ , while the range for  $m$  is the union of all the ranges allowed for each  $N$ , this is  $m = -1, -1 + 2/N, \dots, 1$ , and we consider just  $m = 0$  for  $N = 0$ .

The marginal statistics for the total number  $\tilde{p}(N)$  can be regarded as providing information about the photon-number distribution  $p(n) = \langle n|\rho|n\rangle$  of the system state  $\rho$ . On the other hand, the marginal distribution  $\tilde{p}(m)$  is a suitable version of the cosine of the relative phase. For the sake of simplicity we consider that  $\tilde{p}(m)$  requires no further data transformation. This is consistent with the understanding that there is no operator for the single-mode phase, and that this is a somewhat fuzzy variable represented by positive operator measures [14, 15]. In particular, the variable  $m$  bears some resemblance with relative-phase approaches introduced via homodyne detection [16–18].

The marginal for the photon-number sum is

$$\tilde{p}(N) = \sum_{m \in M} \tilde{p}(N, m) = e^{-\bar{n}} \sum_{n=0}^N \frac{\bar{n}^{N-n}}{(N-n)!} p(n), \quad (25)$$

where  $\bar{n} = |\beta|^2$  is the mean number of photons of the coherent state  $|\beta\rangle$ . The above relation (25) can be inverted in the form

$$p(n) = e^{\bar{n}} \sum_{N=0}^n \frac{(-\bar{n})^{n-N}}{(n-N)!} \tilde{p}(N), \quad (26)$$

which is essentially the same transformation (25) after replacing  $\bar{n}$  by  $-\bar{n}$ . The program ends applying the inversion transformation to the complete joint distribution

$$p(n, m) = e^{\bar{n}} \sum_{N=0}^n \frac{(-\bar{n})^{n-N}}{(n-N)!} \tilde{p}(N, m). \quad (27)$$

A readily demonstration that this can disclose non-classical behavior holds when considering the particular values  $n = 1$  and  $m = 0$ , taking into account that  $m = 0$  is not included for  $N = 1$

$$p(1, 0) = -\bar{n}e^{\bar{n}}\tilde{p}(0, 0) = -\bar{n}e^{\bar{n}}\tilde{p}'(0, 0) = -\bar{n}p(0). \quad (28)$$

Therefore, whenever  $p(0) \neq 0$  and  $\bar{n} \neq 0$  we have  $p(1, 0) < 0$ .

This result may be ascribed to same kind of effective entanglement between the  $N$  and  $m$  variables since the

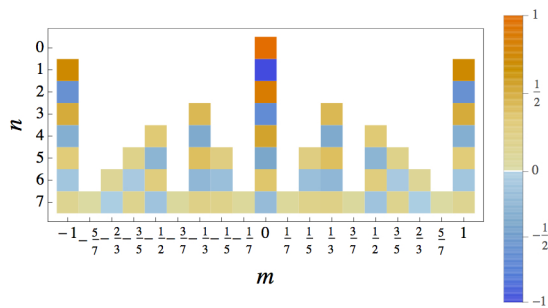


FIG. 4: Chessboard with the  $p(N, m)$  values for  $\rho$  in the vacuum state mixed in a 50 % beam splitter with a reference coherent state with  $\bar{n} = 1$ . The blue squares represent negative  $p(N, m)$  values, the darker the more negative.

allowed  $m$  may be different for different  $N$ . This is a purely quantum-phase effect since in the classical case there is no relation whatsoever between the intensity and the relative phase that can take any value between -1 and 1 for any value of the intensity. This is reflected by most approaches to the quantum relative phase [15]. Equivalent results are obtained for other definitions of the  $m$  variable such as  $m = n_1 - n_2$  or even  $m = n_1$ .

*Nonclassicality of Glauber coherent states.* – In particular Eq. (28) discloses non classical properties for the Glauber coherent states  $|\alpha\rangle$ , which are widely assumed as classical-like states. The most simple example is the vacuum state  $|\alpha = 0\rangle$  with

$$\tilde{p}'(n_1, n_2) = \frac{(\bar{n}/2)^{n_1+n_2}}{n_1!n_2!} e^{-\bar{n}}, \quad (29)$$

and

$$\tilde{p}(N, m) = \frac{(\bar{n}/2)^N}{\frac{N(1+m)!}{2} \frac{N(1-m)!}{2}} e^{-\bar{n}}. \quad (30)$$

The result of the inversion (27) is illustrated in Fig. 4 for  $\bar{n} = 1$  where the most negative value is  $P(N = 1, m = 0) = -1$ .

The fact the coherent states display nonclassical behavior for number-phase variables was already noticed in Refs. [5, 6].

*Every quantum state is nonclassical.* – To some extent the result in Eq. (28) is the dual of the nonclassical Lee criterion in Refs. [19], where maximal non classicality is obtained by the lack of vacuum contribution. In other words, the union of both criteria would imply that all quantum states are nonclassical.

## VI. CONCLUSIONS

Summarizing, we have addressed an universal protocol to disclose nonclassical behavior via joint measurements of more than one observable. This includes previous criteria and admits many other possibilities under one and the same framework. In particular this reveals nonclassical properties for standard examples of classical-like behavior, such as SU(2) and Glauber coherent states. Moreover, when combined with other criteria implies that every quantum state is nonclassical.

## ACKNOWLEDGMENTS

Support is acknowledged from project FIS2012-35583 of Ministerio de Economía y Competitividad and the CAM research consortium QUITEMAD+ S2013/ICE-2801.

- 
- [1] A. Rivas, arXiv:1501.04929 [quant-ph].
  - [2] W. M. Muynck, *Foundations of Quantum Mechanics, an Empiricist Approach*, (Kluwer Academic Publishers, Dordrecht, The Netherlands, 2002); W. M. de Muynck and H. Martens, Phys. Rev. A **42**, 5079 (1990); W. M. de Muynck, Phys. Lett. A **182**, 201 (1993); J. Phys. A: Math. Gen. **31**, 431(1998).
  - [3] L. Mandel and E. Wolf, *Optical Coherence and Quantum Optics* (Cambridge University Press, Cambridge, England, 1995); V. V. Dodonov, J. Opt. B: Quantum Semiclass. Opt. **4**, R1 (2002).
  - [4] W. Vogel and H. Risken, Phys. Rev. A **40**, 2847 (1989); D.-G. Welsch, W. Vogel, and T. Opatrný, in *Progress in Optics*, edited by E. Wolf (Elsevier Science, Amsterdam, 1999), Vol. 39.
  - [5] J. Vaccaro, Phys. Rev. A **52**, 3474 (1995).
  - [6] A. Luis, Phys. Rev. A **73**, 063806 (2006).
  - [7] L. M. Johansen, Phys. Lett. A **329**, 184 (2004).
  - [8] K. Wódkiewicz, Phys. Rev. Lett. **52**, 1064 (1984); Phys. Lett. A **124**, 207 (1987); E. Arthurs and M. S. Goodman, Phys. Rev. Lett. **60**, 2447 (1988); S. Stenholm, Ann. Phys. (N.Y.) **218**, 233 (1992); M. G. Raymer, Am. J. Phys. **62**, 986 (1994); W. M. de Muynck, Found. Phys. **30**, 205 (2000); T. Brougham, E. Andersson and S.M. Barnett, Phys. Rev. A **80**, 042106 (2009).
  - [9] R. W. Spekkens, Phys. Rev. A **71**, 052108 (2005); Phys. Rev. Lett. **101**, 020401 (2008); M. J.W. Hall, 0909.0015v3 [quant-ph]; N. Harrigan and R. W. Spekkens, Found. Phys **40**, 125 (2010); M. Zukowski and C. Brukner, J. Phys. A: Math. Theor. **47**, 424009 (2014).
  - [10] A. Luis, Phys. Rev. A **84**, 034101 (2011); arXiv:1306.5211 [quant-ph]; A. Luis, G. M. Bosyk,

- and M. Portesi, arXiv:1501.06667 [quant-ph].
- [11] F. T. Arecchi, E. Courtens, R. Gilmore, and H. Thomas, *Phys. Rev. A* **6**, 2211 (1972); O. Giraud, P. Braun, and D. Braun, *Phys. Rev. A* **78**, 042112 (2008); *New J. Phys.* **12**, 063005 (2010).
- [12] G. S. Agarwal and K. Tara, *Phys. Rev. A* **46**, 485 (1992); T. Kiesel, W. Vogel, V. Parigi, A. Zavatta and M. Bellini, *Phys. Rev. A* **78**, 021804 (2008); T. Kiesel, W. Vogel, M. Bellini and A. Zavatta, *Phys. Rev. A* **83**, 032116 (2011).
- [13] M. O. Scully and M. S. Zubairy, *Quantum Optics* (Cambridge University Press, Cambridge, England, 1997).
- [14] M. Grabowski, *Int. J. Theor. Phys.* **28**, 1215 (1989); *Rep. Math. Phys.* **29**, 377 (1991); J. Bergou and B.-G. Englert, *Ann. Phys. (N. Y.)* **209**, 479 (1991); R. Lynch, *Phys. Rep.* **256**, 368 (1995); V. Peřinová, A. Lukš and J. Peřina, *Phase in Optics* (World Scientific, Singapore, 1998).
- [15] A. Luis and L. L. Sánchez-Soto, *Progress in Optics*, edited by E. Wolf (Elsevier, Amsterdam, 2000) **41**, 421 (2000); *Phys. Rev. A* **48**, 4702 (1993).
- [16] R. Lynch, *J. Opt. Soc. Am. B* **4**, 1723 (1987).
- [17] A. Cives-Esclop, A. Luis, and L. L. Sánchez-Soto, *Opt. Commun.* **175**, 153 (2000).
- [18] P. Carruthers and M. M. Nieto, *Rev. Mod. Phys.* **40**, 411 (1968); S. M. Barnett and D. T. Pegg, *J. Phys. A* **19**, 3849 (1986); J. W. Noh, A. Fougères and L. Mandel, *Phys. Rev. Lett.* **67**, 1426 (1991); *Phys. Rev. A* **45**, 424 (1992); *Phys. Rev. A* **46**, 2840 (1992); A. S. Shumovsky, *Opt. Commun.* **136**, 219 (1997).
- [19] C. T. Lee, *Phys. Rev. A* **44**, R2775 (1991); **52**, 3374 (1995); N. Lükenhaus and S. M. Barnett, *ibid.* **51**, 3340 (1995); A. F. de Lima and B. Baseia, *ibid.* **54**, 4589 (1996); J. Janszky, M. G. Kim, and M. S. Kim, *ibid.* **53**, 502 (1996).