

Two-component Structure in the Entanglement Spectrum of Highly Excited States

Zhi-Cheng Yang,¹ Claudio Chamon,¹ Alioscia Hamma,² and Eduardo R. Mucciolo³

¹*Physics Department, Boston University, Boston, Massachusetts 02215, USA*

²*Center for Quantum Information, Institute for Interdisciplinary Information Sciences,
Tsinghua University, Beijing 100084, P.R. China*

³*Department of Physics, University of Central Florida, Orlando, Florida 32816, USA*

(Dated: December 3, 2024)

We study the entanglement spectrum of highly excited eigenstates of a one-dimensional random-field Heisenberg model which exhibits a many-body localization transition. Our results indicate that the entanglement spectrum shows a “two-component” structure: a universal part that is associated to Random Matrix Theory, and a non-universal part that is model dependent. The non-universal part manifests the deviation of the highly excited eigenstate from a true random state even in the thermalized phase where the Eigenstate Thermalization Hypothesis holds. The fraction of the spectrum containing the universal part decreases continuously as one approaches the many-body localization transition and vanishes at the critical point. We use the universal part fraction to construct an order parameter for the many-body delocalized-to-localized transition. A toy model based on a spin glass is also presented to illustrate the emergence of the “two-component” structure in the entanglement spectrum of not completely random excited quantum states.

PACS numbers: 03.65.Ud, 05.30.Rt, 75.10.Pq, 72.15.Rn

Introduction—Quantum entanglement, a topic of much importance in quantum information theory, has also gained relevance in quantum many-body physics in the past few years [1, 2]. In particular, the entanglement entropy provides a wealth of information about physical states, including novel ways to classify states of matter which do not have a local order parameter [3]. However, it has been realized only recently in various physical contexts that the entanglement entropy is not enough to fully characterize a generic quantum state. For example, the quantum complexity corresponding to the geometric structure of black holes cannot be fully encoded just by the entanglement entropy [4]. One natural step beyond the *amount* of entanglement is the specific *pattern* of entanglement, i.e., the entanglement spectrum. A recent result which motivates this direction is the relationship between irreversibility and entanglement spectrum statistics in quantum circuits [5, 6]. It was shown that irreversible states display Wigner-Dyson statistics in the level spacing of entanglement eigenvalues, while reversible states show a deviation from Wigner-Dyson distributed entanglement levels and can be efficiently disentangled.

Are there universal features in the entanglement spectrum of a generic eigenstate of a quantum Hamiltonian? Highly excited eigenstates of generic quantum Hamiltonian are believed to satisfy the “Eigenstate Thermalization Hypothesis” (ETH) [7–9], which states that, for a closed quantum system, the expectation value of any observable in the energy eigenbasis evolves toward the microcanonical ensemble prediction, regardless of the initial state. So one could as well ask: what is the structure of the entanglement spectrum of highly excited eigenstates of a thermalized system? Here we find a quandary. Completely random states are generically not physical,

namely, they cannot be the eigenstates of Hamiltonians with local interactions. For ETH to be a physical scenario for thermalization, highly excited eigenstates of physical local Hamiltonians cannot always be completely random, yet they have to contain enough entropy. Deviations from a random state can be quantified by the entanglement entropy, more precisely by the amount that it deviates from the Page limit [10]. But are there features that cannot be captured by the entanglement entropy alone? Can one identify remnants of randomness in the full entanglement spectrum? What about in states that violate ETH?

In this Letter, we address the above questions in the context of many-body localization [11]. We study the Heisenberg spin model with random fields, which was shown to exhibit a many-body localization transition [12–14]. In the delocalized phase, high-energy eigenstates are thermalized according to ETH. The deviation from completely random states manifests itself in a “two-component” structure in the entanglement spectrum: a universal part which corresponds to Random Matrix Theory (RMT), and a non-universal part which is model dependent. We show that the universal part fraction decreases continuously as one approaches the localized phase and vanishes at the critical point, thus allowing us to define an order parameter for the many-body localization-delocalization transition. We further present a toy model in terms of a spin glass to illustrate the emergence of the two-component structure.

Model system—A well studied model that shows a many-body localization transition is the isotropic Heisenberg spin-1/2 chain with random fields along a fixed direction,

$$\mathcal{H} = \sum_{i=1}^L \left(h_i S_i^z + J \vec{S}_i \cdot \vec{S}_{i+1} \right), \quad (1)$$

where the random fields h_i are independent random variables at each site, drawn out of a uniform distribution in the interval $[-h, h]$. We assume periodic boundary condition and set the coupling $J = 1$. Reference [12] located the critical point at $h = h_c \approx 3.5 \pm 1.0$. We consider two different regimes by varying the disorder strength parameter h : (i) within the thermalized phase ($h < h_c$); and (ii) in the localized phase ($h > h_c$). In each regime, we focus on eigenstates of the Hamiltonian (1) at the *middle* of the spectrum, namely, on highly excited states.

We consider a bipartition of the system into subsystems A and B of equal size ($L/2$ sites each). For a generic eigenstate $|\psi\rangle = \sum_{\sigma} \psi(\sigma)|\sigma\rangle$, where $\sigma \equiv \sigma_1\sigma_2\ldots\sigma_L$ labels the 2^L possible spin configurations of the system, we cast the wavefunction as $\psi(\sigma) \equiv \psi(\sigma_A\sigma_B)$, where $\sigma_A \equiv \sigma_1\ldots\sigma_{L/2}$ and $\sigma_B \equiv \sigma_{L/2+1}\ldots\sigma_L$. The entanglement spectrum is obtained from the eigenvalues of the reduced density matrices $\rho_A = \text{tr}_B|\psi\rangle\langle\psi|$ and $\rho_B = \text{tr}_A|\psi\rangle\langle\psi|$: $\{p_k = \lambda_k^2, k = 1, \ldots, 2^{L/2}\}$. In this work, we are primarily concerned with the density of states and level statistics of the $\{\lambda_k\}$ for highly excited eigenstates for different strengths of disorder. For each value of h analyzed, the spectra were averaged over 100-500 realizations of disorder. By first squaring the Hamiltonian, the closest-to-zero-energy eigenstate obtained by Lanczos projection [15] corresponds to a highly excited state.

Thermalized phase—We start by considering the weakly disordered case, $h \ll h_c$. Only a small amount of disorder is necessary to break the integrability of the clean Hamiltonian. In this regime, we find that the entanglement spectrum of the highly excited state with eigenenergy near zero is close to that of a completely random quantum state, as shown in Fig. 1a for systems of size $L = 16$ and $h = 0.1$. The entanglement spectrum follows closely a Marchenko-Pastur distribution [1] (with proper normalization), which can be derived from the semicircle law for the density of state of eigenvalues of a random Hermitian matrix from a Gaussian ensemble [2, 5]. (The expression for the entanglement spectral density for the random state is presented in the Supplemental Material.) One can also check that, in this regime, the von Neumann entanglement entropy $S^{(1)} = -\sum_k p_k \ln p_k$ is in good agreement with the Page limit for random states [10]. For example, our computed entropy for 16 sites is $\langle S^{(1)} \rangle = 4.9829 \pm 0.0005$, while the corresponding Page limit is $S_{\text{Page}} = 5.0452$.

As the disorder strength is increased, but still $h < h_c$, the system remains in the thermalized phase where it is supposed to obey the ETH yielding *volume-law* scaling of the entanglement entropy with system sizes [18], which is verified in the insets of Figs. 1a to 1e. However, in spite of the volume-law scaling of the entanglement entropy and the thermalization of eigenstates, the entanglement entropy is much below the Page limit. This indicates that the pattern of entanglement must have changed, which is manifest in the spectra shown in Figs. 1b to 1e. The en-

tanglement spectrum shows a striking “two-component” structure: (i) a universal tail in agreement with RMT, and (ii) a non-universal part. The non-universal part dominates the weights in the spectrum (large λ_k values), resulting in low entanglement entropy, as it decays much faster than the universal tail. Therefore we find that, although thermalized states are *not* necessarily random states, they partially retain a component that is reminiscent of a random state: the entanglement spectrum follows the Marchenko-Pastur level density distribution. In addition, the universal part of the entanglement spectrum follows a Wigner-Dyson distribution of level spacings (see Supplemental Material).

Localized phase—In this regime, the entanglement entropy exhibits an *area-law* scaling with the system size (see inset of Fig. 1f), which in one spatial dimension implies a constant entropy and, at most, weakly logarithmic corrections, in accordance with Ref. [19].

The entanglement spectrum in the localized regime, depicted in Fig. 1f for $h = 6$, shows a different scenario from that in the thermalized phase: the universal part of the spectrum disappears completely, leaving only the non-universal part characterized by its fast decay rate. Moreover, the statistics of spacings follow neither Wigner-Dyson nor Poisson distributions, confirming the non-universal nature of the spectrum in this regime (see Supplemental Material).

An order parameter—The above picture unveils a new aspect of the many-body localization transition. The two parts of the entanglement spectrum of a highly excited state clearly evolve as the disorder strength h is increased, namely, the universal part shrinks and the non-universal part grows. This fact suggests that one could use the fraction of each component as an order parameter.

Figures 1a to 1e indicate an h -dependent value k_h that separates the non-universal ($k \leq k_h$) from the universal ($k > k_h$) parts of the rank-ordered entanglement levels (see Supplemental Material for the protocol for determining k_h). One can thus define partial Rényi entropy

$$S_{\leq}^{(q)} = \frac{1}{1-q} \ln \sum_{k \leq k_h} p_k^q, \quad (2)$$

Because the universal part of the spectrum is where the eigenvalues with low entanglement reside, this part of the spectrum is obscured by any measure that relies on the eigenvalues as weights. A good measure of the fraction of the two components that does not depend on these weights is given by the $q = 0$ Rényi entropy which simply measures the ranks: $S_{\leq}^{(0)} = \ln k_h$. Therefore, an order parameter that measures the fraction of the universal component is

$$\mathcal{O}_{\text{MBL}} = 1 - \frac{S_{\leq}^{(0)}}{S^{(0)}} = 1 - \frac{\log_2 k_h}{L/2}. \quad (3)$$

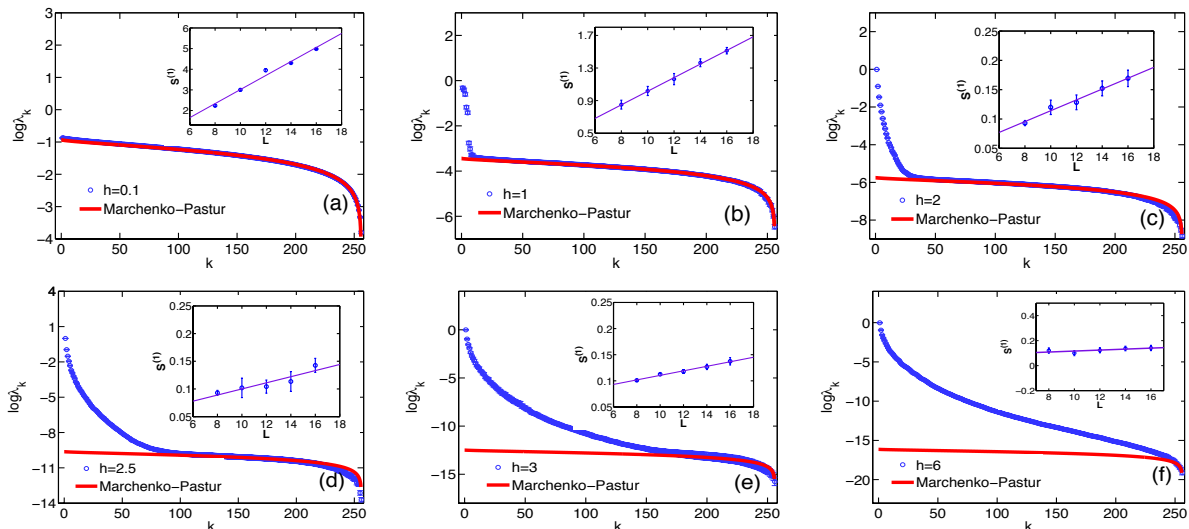


Figure 1: (Color online) Average entanglement spectrum of highly excited eigenstates for a system of size $L = 16$, averaged over 100 realizations of disorder (plotted in logarithmic scale). The spectrum of a completely random state is also shown for comparison. Panels a–f show the spectrum for $h = 0.1, 1, 2, 2.5, 3$ and 6 , respectively. The solid lines corresponds to the spectrum of a completely random state (derived from a Marchenko-Pastur distribution). Insets: scaling of the entanglement entropy $S^{(1)}$ with system size.

Figure 2 shows how the fraction of the universal component \mathcal{O}_{MBL} decreases as one approaches the many-body localization transition, and vanishes at a critical point h_c , close in value to that located in Ref. [12]. It is quite remarkable that the localization transition is captured by the structure of the entanglement spectrum, at the level of wavefunctions. We remark that the result presented in Fig. 2 is *not* due to finite-size effects, as systems with different system sizes yield the overall shape of the curve and the same endpoint. We clearly see that, when h is not too small, the entanglement entropy scales linearly with the volume of the system, as shown in the insets of Figs. 1a–1e; however, the amount of entropy is

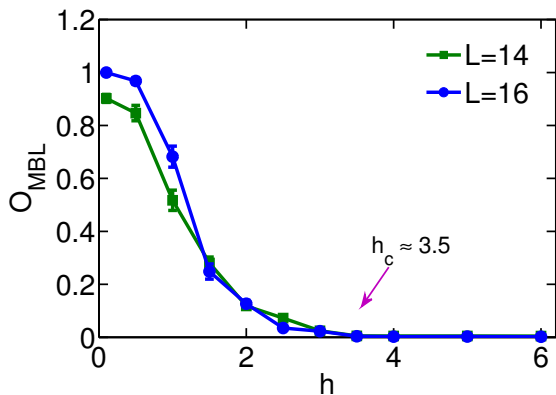


Figure 2: (Color online) The evolution with disorder strength of an order parameter defined as the average fraction of the entanglement spectrum showing universal behavior.

always much lower than the Page limit. This indicates that the existence of a non-universal part should persist in the infinite-system size limit, and that when this component accounts for all of the entanglement spectrum, the system no longer displays a volume law and enters the localized phase, consistent with the data shown in Fig. 2.

The transition from a regime where the entanglement entropy scales as volume to one where it does not could, in principle, also be captured by plotting the entanglement entropy density (per site) versus the disorder strength. However, the transition is barely visible in the entanglement entropy density, in contrast to the analysis of the order parameter built from $S_{\leq}^{(0)}$ and shown in Fig. 2.

A toy model—We have found that as the disorder strength increases, the universal component, which corresponds to a “random part” of the wavefunction, shrinks. Here we construct a toy model that captures the shrinkage of the universal component of the entanglement spectrum of a wavefunction that is not entirely random, by borrowing ideas from spin glasses. First let us start with a truly random (real) wavefunction that we denote by $\Psi_{\text{REM}}(\sigma)$, with identical independently distributed amplitudes given by $P[\Psi_{\text{REM}}(\sigma)] = \frac{1}{\sqrt{\pi L}} e^{-\Psi_{\text{REM}}(\sigma)^2/L}$, with L being the number of spins. The wavefunction Ψ_{REM} is, by construction, random. The subscript REM is used to draw an analogy to the Random Energy Model (REM) in spin glass systems[20].

Next, we note that the REM is a limiting case of a spin glass with p -spin interactions as $p \rightarrow \infty$, which

eliminates correlations between configurations. So we can take a step back and consider the following “less random” Sherrington-Kirkpatrick (SK) spin glass model with infinite-range two-spin interactions [21], and construct the following wavefunction:

$$\Psi_{\text{SK}}(\boldsymbol{\sigma}) = \sum_{i < j} J_{ij} \sigma_i \sigma_j, \quad (4)$$

where the J_{ij} are drawn from uniform distribution in the interval $[-1, 1]$. The amplitudes computed from the SK-like model are obviously not as random as in the REM-like one; there are only $L(L-1)/2$ independent random J_{ij} ’s in the former as opposed to 2^L independent random amplitudes in the latter. Nevertheless, the amplitudes of Ψ_{SK} do inherit some randomness from the J_{ij} , and the amplitude distribution of the SK-like model also follows accurately a Gaussian distribution for any *one* given $\boldsymbol{\sigma}$, similarly to those in the REM-like model. But the correlations between the amplitudes for *different* $\boldsymbol{\sigma}$ exist in the case of the SK-like model, and these correlations are manifest in the entanglement spectrum computed from Ψ_{SK} , as shown in Fig. 3.

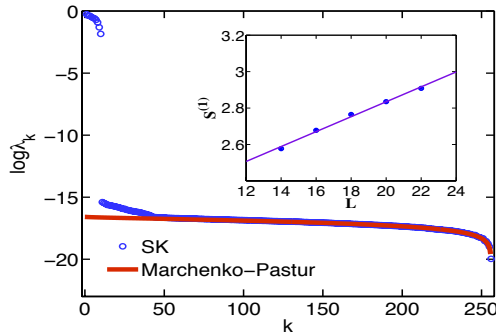


Figure 3: (Color online) Entanglement spectrum of Ψ_{SK} for a system of size $L = 16$, averaged over 500 realizations of disorder. The spectrum of a random state is plotted for comparison.

The entanglement entropy follows a volume-law scaling (see inset of Fig. 3) and, again, we see the emergence of a two-component structure in the spectrum. The universal part agrees with RMT. The non-universal part is different from that found for the high energy eigenstates of a disordered Heisenberg spin chain, reflecting its non-universal, model dependent nature. Yet, this component is still characterized by its fast decay rate. The toy model shows that non randomness can be present in a generic quantum state when there are correlations between components of the wavefunction. The entanglement spectrum captures the non randomness and its structure can be well described by a two-component picture. These conclusions are also supported by considering wavefunctions built with infinite-range three-spin interactions (see Supplemental Material).

Another interesting manifestation of the mixing between universal and non-universal components in the SK wavefunction is revealed by employing a color map. In Fig. 4 we show the amplitude of the wavefunction $\Psi_{\text{SK}}(\boldsymbol{\sigma}_A, \boldsymbol{\sigma}_B)$ plotted in a $\boldsymbol{\sigma}_A \times \boldsymbol{\sigma}_B$ grid, and compared it to the amplitude of a REM wavefunction. The existence of a structure, similar to wefts in a tapestry, is clearly visible for the Ψ_{SK} wavefunction, but completely absent for the REM wavefunction.

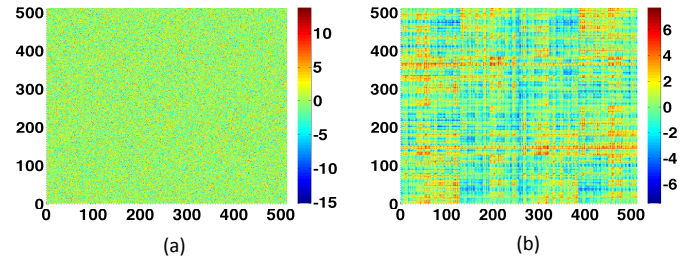


Figure 4: (Color online) Color map of the matrix $\Psi(\boldsymbol{\sigma}_A, \boldsymbol{\sigma}_B)$ for typical realizations of the (a) REM and (b) SK wavefunctions ($L = 18$).

Summary and discussion—The details of the structure of the entanglement spectrum, especially the universal part at the tails of the spectrum, have long been overlooked. The main focus has been primarily on the dominating non-universal component, and the universal tail has thus far been discarded. For example, in the density matrix renormalization group [22] and tensor network methods [23], the density matrix is truncated to avoid uncontrolled growth of its dimensions. While this procedure is certainly justified when the purpose is to obtain ground state properties, it discards important information about the behavior of the system at higher energy states. In this Letter we showed that the full entanglement spectrum, directly computable from the wavefunction, provides information which is often invisible in the entanglement entropy alone.

On the other hand, much has been known about random quantum states, e.g. the Page limit and volume-law scaling entropy. Nevertheless, the Page limit is often an overestimate of the actual entanglement entropy computed from generic quantum states. Therefore, a natural question that arises is: how random does a given quantum state look? In this Letter, we show that a generic quantum state which satisfies ETH does not necessarily mean a completely random state. We present a way to *quantify* the degree of randomness by using information about the full entanglement spectrum. An order parameter defined in terms of the universal part fraction is not only able to capture a many-body localization-delocalization transition, but also to detect the strength of disorder in the thermalized phase. Our work may provide a novel way of studying many-body localization, and shed new light on understanding many-body systems at

the level of wavefunctions.

Z.C.Y. is indebted to Bernardo Zubillaga for generous help and useful discussions. This work was supported in part by DOE Grant DEF-06ER46316 (C.C.), by the NSF grant CCF 1117241 (E.R.M.), and by the National Basic Research Program of China Grant 2011CBA00300, 2011CBA00301 and the National Natural Science Foundation of China Grant 61033001, 61361136003 (A.H.)

-
- [1] L. Amico, R. Fazio, A. Osterloh, and V. Vlatko, *Rev. Mod. Phys.* **80**, 517 (2008).
 - [2] J. Eisert, M. Cramer, and M. B. Plenio, *Rev. Mod. Phys.* **82**, 277 (2010).
 - [3] X.G. Wen and Q. Niu, *Phys. Rev. B* **41**, 9377 (1990); X.G. Wen, *Phys. Rev. Lett.* **90**, 016803 (2003); *Phys. Lett. A* **300**, 175 (2002); M. Levin and X. G. Wen, *Phys. Rev. Lett.* **96**, 110405 (2006); A. Kitaev and J. Preskill, *Phys. Rev. Lett.* **96**, 110404 (2006); X.-G. Wen, *Quantum Field Theory of Many-Body Systems* (Oxford Press, 2004).
 - [4] L. Susskind, preprint arXiv:1411.0690.
 - [5] C. Chamon, A. Hamma, and E. R. Mucciolo, *Phys. Rev. Lett.* **112**, 240501 (2014).
 - [6] D. Shaffer, C. Chamon, A. Hamma, and E. R. Mucciolo, *J. Stat. Mech. Theor. Exp.* P12007 (2014).
 - [7] J. M. Deutsch, *Phys. Rev. A* **43**, 2046 (1991).
 - [8] M. Srednicki, *Phys. Rev. E* **50**, 888 (1994).
 - [9] M. Rigol, V. Dunjko, and M. Olshanii, *Nature (London)* **452**, 854 (2008).
 - [10] D. N. Page, *Phys. Rev. Lett.* **71**, 1291 (1993).
 - [11] R. Nandkishore and D. A. Huse, arXiv:1404.0686.
 - [12] A. Pal and D. A. Huse, *Phys. Rev. B* **82**, 174411 (2010).
 - [13] J. H. Bardarson, F. Pollmann, and J. E. Moore, *Phys. Rev. Lett.* **109**, 017202 (2012).
 - [14] M. Serbyn, Z. Papić, and D. A. Abanin, *Phys. Rev. Lett.* **110**, 260601 (2013).
 - [15] A. W. Sandvik, *AIP Conf. Proc.* **1297**, 135 (2010); preprint arXiv:1101.3281.
 - [16] V. A. Marčenko and L. A. Pastur, *Math. USSR Sb.* **1**, 457 (1967).
 - [17] M. L. Mehta, *Random Matrices* (Academic Press, Amsterdam, 2004).
 - [18] J. M. Deutsch, H. Li, and A. Sharma, *Phys. Rev. E* **87**, 042135 (2013).
 - [19] B. Bauer and C. Nayak, *J. Stat. Mech. Theor. Exp.* P09005 (2013).
 - [20] B. Derrida, *Phys. Rev. Lett.* **45**, 79 (1980); *Phys. Rev. B* **24**, 2613 (1981).
 - [21] D. Sherrington and S. Kirkpatrick, *Phys. Rev. Lett.* **35**, 1792 (1975).
 - [22] U. Schollwöck, *Ann. Phys.* **326**, 96 (2011).
 - [23] G. Vidal, *Phys. Rev. Lett.* **93**, 040502 (2004); F. Verstraete, J. J. García, and J. I. Cirac, *Phys. Rev. Lett.* **93**, 207204 (2004); F. Verstraete and J. I. Cirac, arXiv:0407066; G. Vidal, *Phys. Rev. Lett.* **101**, 110501 (2008).

SUPPLEMENTAL MATERIAL

1. Marchenko-Pastur distribution and random states

Here we show how the Marchenko-Pastur distribution [1] we employed in the main text can be derived from the semicircle density of state of Random Matrix Theory [2], and that the eigenvalues of the reduced density matrix, $\{p_k = \lambda_k^2\}, k = 1, \dots, d$, constructed from a random state, follow accurately such a distribution.

Let $\psi(x_A, x_B)$ be the wavefunction of the bipartite system. Then, the reduced density matrix is given by

$$\rho_A(x_A, x'_A) = \sum_{x_B} \psi(x_A, x_B) \psi^*(x'_A, x_B). \quad (5)$$

We can see that, for random Gaussian wavefunctions, the reduced density matrix is a random Wishart matrix, and not a Gaussian matrix. Let $\{p_k\}, k = 1, \dots, d$, be the set of eigenvalues of ρ_A , with $p_k \geq 0$, $\sum_{k=1}^d p_k = 1$, and $d \leq 2^{L/2}$. It is straightforward to relate the eigenvalues $\{p_k\}$ to the singular values $\{\lambda_k\}$ resulting from the Schmidt decomposition of the bipartite wavefunction,

$$\psi(x_A, x_B) = \sum_{k=1}^d \lambda_k \phi_A^{(k)}(x_A) \phi_B^{(k)}(x_B), \quad (6)$$

by simply setting $p_k = \lambda_k^2$ (notice that $\lambda_k \geq 0$). For convenience, let us work with the rescaled singular values $x_k \equiv \frac{\sqrt{d}}{2} \lambda_k$ and the rescaled eigenstate index $\eta_k = k/d$. Then, for Gaussian wavefunctions, the singular value density should follow a semicircle law,

$$\mathcal{D}(x) = \frac{4}{\pi} \sqrt{1 - x^2}, \quad (7)$$

with $x \in [0 : 1]$. The Marchenko-Pastur distribution appears when we express the variable η_k in terms of the variable x_k . This relation is encoded by the function $\eta(x)$, which describe the fraction of the spectrum of the reduced density matrix with eigenvalues above x . Explicitly,

$$\begin{aligned} \eta(x) &= \frac{4}{\pi} \int_x^1 dx' \sqrt{1 - x'^2} \\ &= 1 - \frac{2}{\pi} \left[x \sqrt{1 - x^2} + \arcsin(x) \right], \end{aligned} \quad (8)$$

The latter expression is a special case of the Marchenko-Pastur distribution [1].

Notice that we can express the eigenvalues of the reduced density matrix p_k by the relation

$$p_k = \frac{4}{d} x^2(\eta_k), \quad (9)$$

where $x(\eta)$ is the inverse function of $\eta(x)$. The prefactor guarantees the normalization of p_k :

$$\begin{aligned} \sum_{k=1}^d p_k &\rightarrow 4 \int_0^1 d\eta x^2(\eta) \\ &= \frac{16}{\pi} \int_0^1 dx x^2 \sqrt{1 - x^2} \\ &= 1. \end{aligned} \quad (10)$$

We tested this formulation by plotting the numerical results for p_k obtained from a random state against the analytical expression in Eq. (8). Figure 5 shows $\eta_k = \frac{k}{d}$ versus $x_k = \frac{1}{2} \sqrt{p_k d}$. There is very good agreement with the analytical prediction.

Notice that in the cases considered in the main text, the random part of the entanglement spectrum alone is not normalized. However, by plotting $\log \lambda_k$ versus k , the missing normalization factor only amounts to a trivial shift of the entire spectrum.

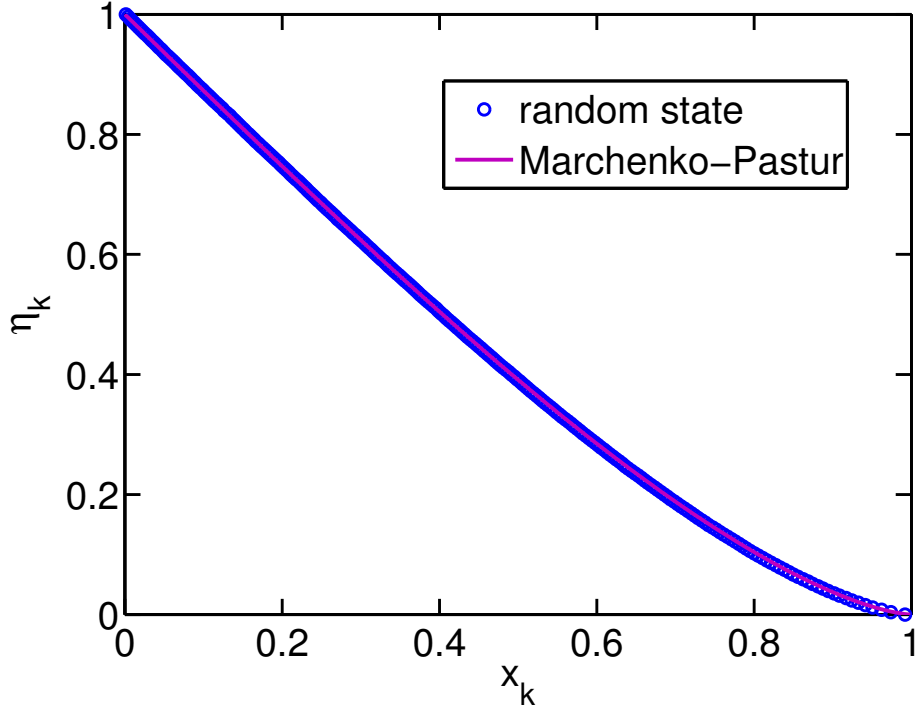


Figure 5: Average entanglement spectrum of completely random wavefunction ($L = 16$, 100 realizations used).

2. Level spacing statistics

We studied the statistics of the entanglement spectrum by looking at the level spacing distribution in the set $\{\lambda_k\}$. To avoid having to perform spectral unfolding, we chose to evaluate the distribution of ratios of adjacent level spacings [3]: $r_k = (\lambda_{k+1} - \lambda_k)/(\lambda_k - \lambda_{k-1})$. Accurate surmises exist for the distribution of these ratios in the case of Gaussian ensembles [4]. They are given by

$$P_{\text{WD}}(r) = \frac{1}{Z} \frac{(r + r^2)^\beta}{(1 + r + r^2)^{1+3\beta/2}}, \quad (11)$$

where $Z = \frac{8}{27}$ for the Gaussian Orthogonal Ensemble (GOE) with $\beta = 1$, and $Z = \frac{4}{81} \frac{\pi}{\sqrt{3}}$ for the Gaussian Unitary Ensemble (GUE) with $\beta = 2$. The corresponding distribution for the Poisson distributed spectrum is given by the exact form

$$P_{\text{Poisson}} = \frac{1}{(1 + r)^2}. \quad (12)$$

Notice that for the Gaussian ensembles, level repulsion manifests itself in the asymptotic behavior $P(r \rightarrow 0) \sim r^\beta$, which is absent in the case of Poisson statistics.

Results are shown in Fig. 6 and 7 for disordered Heisenberg chains with $L = 16$ and 100 disorder realizations. A completely random real state follows a GOE statistics. The universal part of the spectrum at $h = 1$ (Fig. 6) also follows a GOE distribution. On the other hand, as shown in the main text, the spectrum for $h = 6$ (deep into the many-body localized phase) has only a non-universal part, and the statistics of level spacings in this case reveals neither a Wigner-Dyson nor a Poisson distribution, as shown in Fig. 7.

3. Protocol for determining k_h

The definition of the order parameter introduced in the main text required a protocol for determining the point k_h which separates the non-universal ($k \leq k_h$) from the universal ($k > k_h$) parts of the rank-ordered entanglement levels.

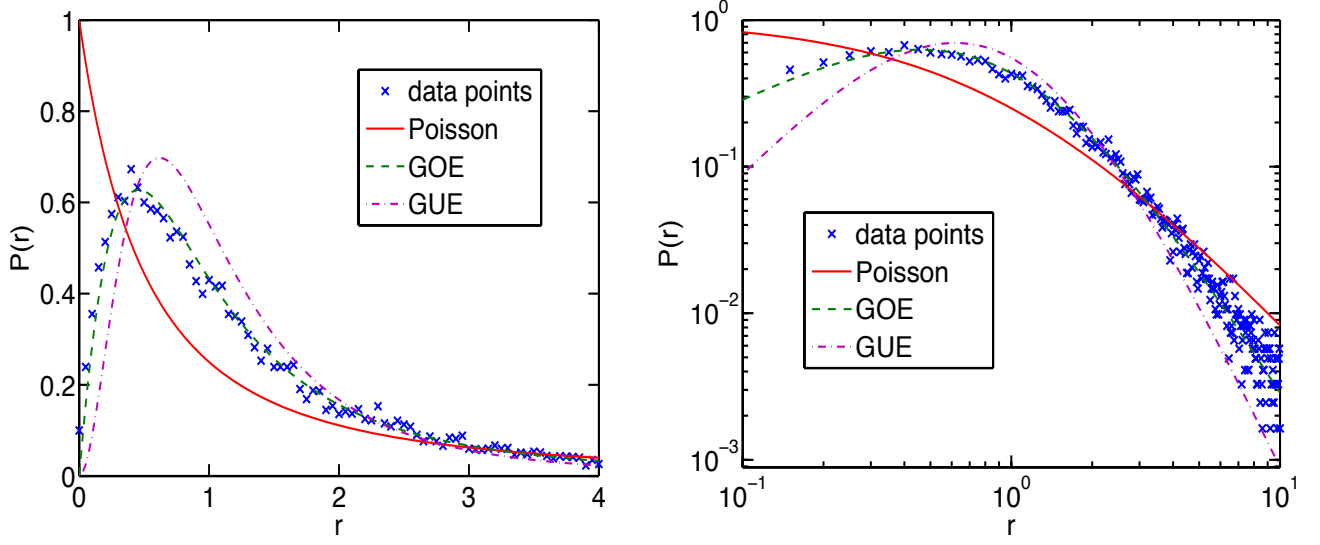


Figure 6: Left panel: Distribution of the ratios of consecutive spacings for the entanglement spectrum of Heisenberg spin chains with disorder parameter $h = 1$ (crosses). Right panel: the same data in a logarithmic scale. $L = 16$ and 100 realizations used.

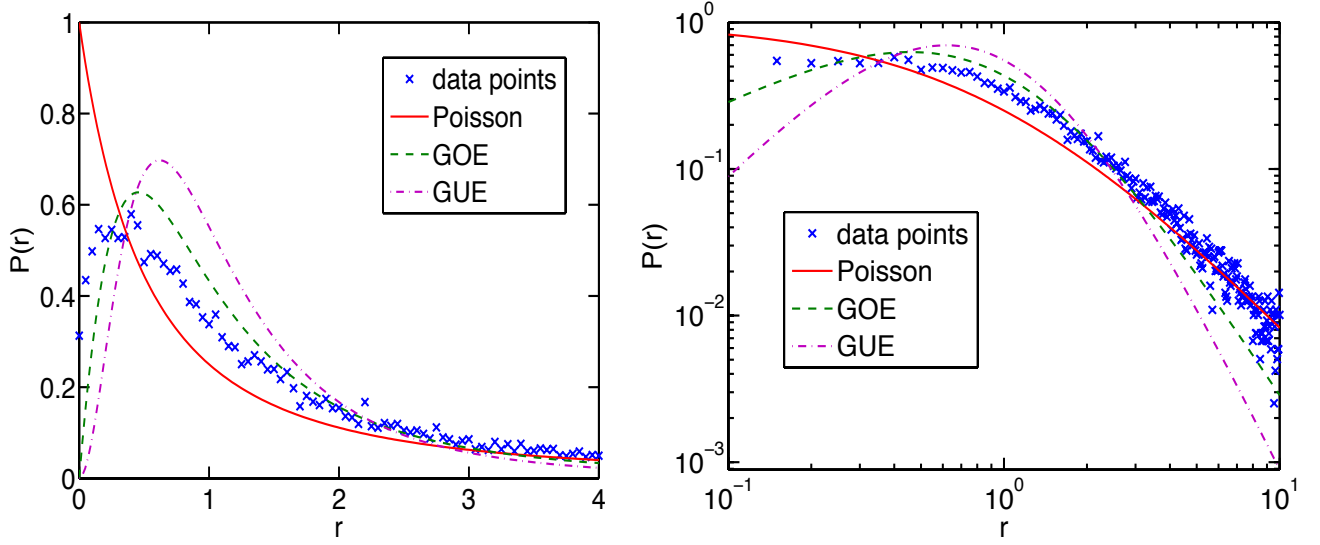


Figure 7: Left panel: Distribution of the ratios of consecutive spacings for the entanglement spectrum of Heisenberg spin chains with disorder parameter $h = 6$ (crosses). Right panel: the same data in a logarithmic scale. $L = 16$ and 100 realizations used.

We use the following protocol: we took the spectrum obtained from each random state considered, and multiply it by a factor s such that the rescaled smallest singular value coincided in value with that obtained from a completely random state. Then we swept through the spectrum, starting from the tail, and computed the relative deviation from the completely random state prediction, until it exceeds a certain amount. That is, until

$$\frac{\lambda_k - s\lambda_k^{MP}}{\lambda_k} > \epsilon \quad (13)$$

where $0 < \epsilon < 1$. In our case, we set $\epsilon = \frac{1}{2}$.

4. Wavefunctions built with three-spin interactions

In the main text we considered wavefunctions constructed from the SK Hamiltonian with two-spin interactions. We further examined wavefunctions built with three-spin interactions,

$$\Psi_{3\text{-spin}}(\sigma) = \sum_{i < j < k} J_{ijk} \sigma_i \sigma_j \sigma_k, \quad (14)$$

where the J_{ijk} are drawn from a uniform distribution in the interval $[-1, 1]$. As shown in Fig. 8, the spectrum again shows a two-component structure, very similar to the cases discussed in the main text.

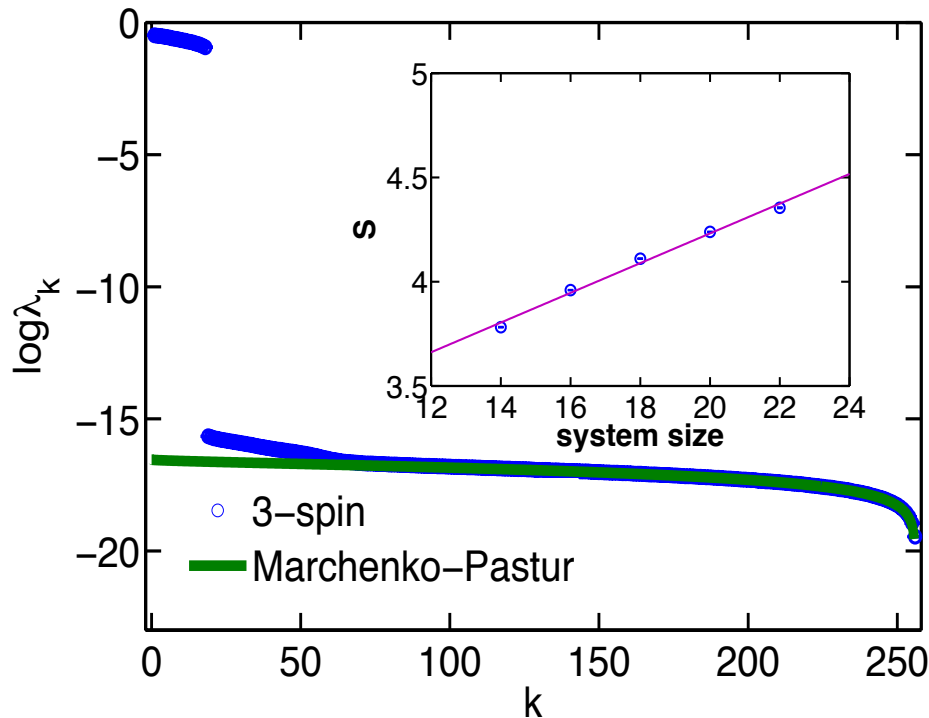


Figure 8: Average spectrum of a wavefunction constructed with a 3-spin SK Hamiltonian ($L = 16$, 100 realizations used). The inset shows the volume-law scaling of the von Neumann entanglement entropy.

-
- [1] V. A. Marčenko and L. A. Pastur, Math. USSR Sb. **1**, 457 (1967).
 - [2] M. L. Mehta, *Random Matrices* (Academic Press, Amsterdam, 2004).
 - [3] V. Oganesyan and D. A. Huse, Phys. Rev. **B 75**, 155111 (2007).
 - [4] Y. Y. Atas, E. Bogomolny, O. Giraud, and G. Roux, Phys. Rev. Lett. **110**, 084101 (2013).