

# Route to hyperchaos in Rayleigh-Bénard convection

R. CHERTOVSKI<sup>1</sup>, E.V. CHIMANSKI<sup>1</sup> and E.L. REMPEL<sup>1,2</sup>

<sup>1</sup> *Aeronautics Institute of Technology – São José dos Campos, São Paulo 12228-900, Brazil*

<sup>2</sup> *National Institute for Space Research and World Institute for Space Environment Research – P.O. Box 515, São José dos Campos, São Paulo 12227-010, Brazil*

PACS 47.52.+j – Chaos in fluid dynamics

PACS 47.20.Bp – Buoyancy-driven instabilities (e.g., Rayleigh-Benard)

PACS 47.27.ed – Dynamical systems approaches

**Abstract** – Transition to hyperchaotic regimes in Rayleigh-Bénard convection in a square periodicity cell is studied by three-dimensional numerical simulations. By fixing the Prandtl number and varying the Rayleigh number as a control parameter, a bifurcation diagram is constructed where a route involving quasiperiodic regimes with two and three incommensurate frequencies, multistability, chaotic intermittent attractors and a sequence of boundary and interior crises is shown. The three largest Lyapunov exponents exhibit a linear scaling with the Rayleigh number and are positive in the final hyperchaotic attractor. Thus, a route to weak turbulence is found.

**Introduction.** – Thermal convection is a motion of a heat conducting fluid due to the presence of temperature differences. Convective flows are of interest in many areas ranging from technological processes (cooling of electronic devices, drying, material processing) to natural phenomena (convection in the terrestrial atmosphere, oceans, mantle, outer core and stellar convection). Origin of magnetic fields of many astrophysical objects is explained in the framework of the dynamo theory [1,2], where magnetic fields are generated by convective motions of electrically conducting fluids in their interior; chaotic convective flows play an important role in the fast dynamo theory [3].

Thermal convection in the dimensionless form is characterised by the Rayleigh number,  $Ra$  (measures the magnitude of thermal buoyancy force), and the Prandtl number,  $P$  (the ratio of kinematic viscosity to thermal diffusivity). In astrophysical context, values of the Prandtl number vary from small (for the solar convective zone  $P \sim 10^{-7}$  [4]) to large (for mantle convection  $P \sim 10^{23}$  [5]) values. The Prandtl number for the terrestrial outer core has intermediate values estimated to be  $P = 0.1-0.5$  [6] and  $0.2$  [7], however, in many terrestrial convective dynamo simulations a larger value  $P \sim 1$  is employed (see, e.g., [8] and references therein) using the argument that it expresses the “effective” or “turbulent” value of the diffusivity [9].

In dynamo theory, interest in the use of realistic values for the Prandtl number was enhanced by the following findings. Varying value of the Prandtl number from 0.1 to

10 was found to have a strong influence on the morphology and dynamics of convection in the Earth’s outer core [10]. Strong dependence of the magnetic field generated by convective flows on the value of the Prandtl number was found for  $0.2 \leq P \leq 5$  [11]. In [12] moderately low Prandtl numbers were beneficial for magnetic field generation in rotating spherical shells and special attention was devoted to dynamos for  $P = 0.1$ . Analysis of the kinematic dynamo problem in [13] showed that convective attractors for  $P = 0.3$  are beneficial for magnetic field generation (in comparison to the attractors for  $P = 1$  and 6.8).

Most of the convective flows in nature are turbulent. Thermal convection in a plane horizontal layer, called Rayleigh-Bénard convection, has been used for decades as one of the simplest examples of realistic hydrodynamic systems driven out of equilibrium where the simple flow becomes complex (turbulent) in a variety of bifurcation sequences, revealing different mechanisms of instability and demonstrating many common nonlinear dynamics phenomena, e.g., spontaneous symmetry breaking, pattern formation, intermittency, synchronisation, etc. A common approach to study transition to turbulence in the framework of the dynamical systems theory [14] is to study the evolution from simple non-chaotic (steady, time-periodic and quasiperiodic) attractors of the convective system to the chaotic ones. In chaotic attractors, trajectories are sensitive to initial conditions, i.e., initially close trajectories diverge in time, which is quantitatively characterised

by the Lyapunov spectrum. However, a chaotic attractor of a hydrodynamic system does not necessarily correspond to turbulent motion, since a turbulent flow have irregular behaviour not only in time (temporal chaos) but also in space (spatio-temporal chaos), with many degrees of freedom excited (e.g., developing the Kolmogorov spectra [15]). This usually implies the presence of hyperchaos in the system, i.e., more than one positive Lyapunov exponent.

There is a wide range of works on bifurcation analysis of Rayleigh-Bénard convection as a function of  $Ra$  and  $P$ , most of which are devoted to the formation and destabilisation of steady planar convective rolls [16–19] and transition to chaos [13, 20].

Regarding transition to hyperchaos in Rayleigh-Bénard convection, in [21], a square periodicity cell with aspect ratio  $L = 2\sqrt{2}$  and stress-free boundaries was studied for  $P = 6.8$  in two-dimensional convection for  $Ra$  up to 32875 using a low-dimensional model (16 Fourier modes); the sequence of regimes is as follows: time-periodic, quasiperiodic with two basic frequencies, phase-locked (periodic) and then chaotic state (some of the chaotic states are hyperchaotic with two positive Lyapunov exponents).

In this letter we study transition to hyperchaotic regimes (also referred to as transition to weak turbulence [22]) in three-dimensional Rayleigh-Bénard convection for  $P = 0.3$  in a square convective cell for  $Ra$  increasing from 1720 (time-periodic state) to 2500 (hyperchaotic state). We show that a sequence of crises involving quasiperiodic and chaotic attractors, as well as chaotic saddles, is responsible for the evolution of the attractors of the system from periodic rolls to hyperchaos with at least three positive Lyapunov exponents.

**Statement of the problem and solution.** – A newtonian fluid flow in a horizontal plane layer is considered, where the fluid is uniformly heated from below and cooled from above. Fluid flow is buoyancy-driven and the Boussinesq approximations are assumed. Using the vertical size of the layer as a length scale, the vertical heat diffusion time as a time scale, and the vertical temperature gradient as a temperature scale, in a Cartesian reference frame with the orthonormal basis  $(\mathbf{e}_1, \mathbf{e}_2, \mathbf{e}_3)$ , where  $\mathbf{e}_3$  is opposite to the direction of gravity, the equations governing the convective system are (see, e.g., [17]):

$$\frac{\partial \mathbf{v}}{\partial t} = P\nabla^2 \mathbf{v} + \mathbf{v} \times (\nabla \times \mathbf{v}) + PRa\theta \mathbf{e}_3 - \nabla p, \quad (1)$$

$$\frac{\partial \theta}{\partial t} = \nabla^2 \theta - (\mathbf{v} \cdot \nabla) \theta + v_3, \quad (2)$$

$$\nabla \cdot \mathbf{v} = 0, \quad (3)$$

where  $\mathbf{v}(\mathbf{x}, t) = (v_1, v_2, v_3)$  is the fluid velocity,  $p(\mathbf{x}, t)$  the pressure,  $\theta(\mathbf{x}, t) = T(\mathbf{x}, t) - (T_1 + (T_2 - T_1)x_3)$  is the difference between the temperature  $T$  and its linear profile, temperatures of the horizontal boundaries at the bottom,  $T_1$ , and top,  $T_2$ , are maintained constant,  $T_1 > T_2$ . Here, the spatial coordinates are  $\mathbf{x} = (x_1, x_2, x_3)$  and  $t$  stands

for time. The non-dimensional parameters are the Prandtl number,  $P$ , and the Rayleigh number,  $Ra$ .

The horizontal boundaries of the layer are assumed to be stress-free,  $\partial v_1 / \partial x_3 = \partial v_2 / \partial x_3 = v_3 = 0$ , and maintained at constant temperatures,  $\theta = 0$ . A square convective cell is considered,  $\mathbf{x} \in [0, L]^2 \times [0, 1]$ , all the fields are periodic in the horizontal directions,  $x_1$  and  $x_2$ , with period  $L$ . The linear theory [16] suggests that at the onset of convection ( $Ra_c = 657.5$  for the boundary conditions under consideration) the critical horizontal wavenumber is  $\pi/\sqrt{2}$ , independently of the Prandtl number; here  $L = 4$  is taken, hence the most unstable mode at the onset is aligned with the diagonal of the cell.

The symmetry group of the convective system under consideration is  $\mathbf{D}_4 \times \mathbf{Z}_2 \times \mathbf{T}_2$ , generated by the group of symmetries of a square lattice,  $\mathbf{D}_4$ , the group of reflections about the horizontal midplane,  $\mathbf{Z}_2$ , and the continuous group of translations in the horizontal directions,  $\mathbf{T}^2$ .

Following [13], we studied attractors of the convective system for  $P = 0.3$  and  $1720 \leq Ra \leq 2500$ . The attractors were obtained by continuation in parameter – the system was integrated in time starting from an attractor for a neighboring value of  $Ra$  (in most cases located at distance 10); first 1500 eddy turnover times of the largest eddies were disregarded as transients. To check if multiple attractors co-exist, for several values of  $Ra$  the problem was solved for four initial conditions defined by random Fourier coefficients of  $\mathbf{v}$  and  $\theta$  with exponentially decaying spectrum and the following values of kinetic energy:  $E_v(0) = 1, 100, 400, 2500$ .

For a given initial condition, the system under consideration is integrated numerically forward in time using the standard pseudospectral method [23]: the fields are represented as Fourier series in all spatial variables (exponentials in the horizontal directions, sine/cosine in the vertical direction), derivatives are computed in the Fourier space, multiplications are performed in the physical space, and the Orszag’s 2/3-rule is applied for dealiasing. The system of ordinary differential equations for the Fourier coefficients is solved using the third-order exponential time-differencing method ETDRK3 [24] with constant step  $5 \cdot 10^{-4}$ . Spatial resolution was chosen to be  $32 \times 32 \times 16$  Fourier harmonics (multiplications were performed on a uniform  $48 \times 48 \times 24$  grid). For all solutions, time-averaged energy spectra of the velocity decay at least by 5 orders of magnitude. For each branch of attractors, several runs with twice higher spatial and temporal resolution showed no qualitative difference (see the energy spectra of the solutions in Fig. 1).

The three largest Lyapunov exponents,  $\lambda_1 \geq \lambda_2 \geq \lambda_3$ , were computed using the technique described in [25], with recourse to the operator of linearisation of the governing equations (1)–(3) and the Gramm-Schmidt orthonormalisation. Translational invariance of the convective system in the horizontal directions gives rise to two vanishing Lyapunov exponents, which were disregarded in computations by removing corresponding components of perturbations.

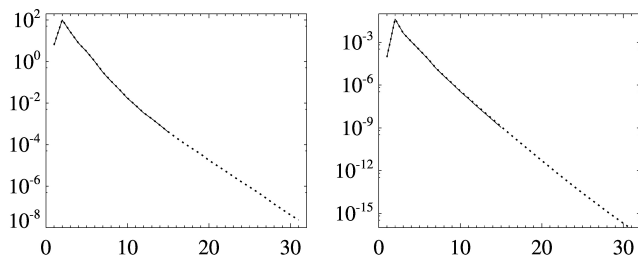


Fig. 1: Time-averaged energy spectra of the velocity field (left panel) and temperature (right panel) of the attractor for  $Ra=2500$  computed using  $32 \times 32 \times 16$  (solid line) and  $64 \times 64 \times 32$  (dashed line) Fourier harmonics. Vertical axes: time-averaged energy of the Fourier harmonics for the wave vectors  $\mathbf{k}$  satisfying  $n-1 < |\mathbf{k}| \leq n$ ; horizontal axes:  $n$ .

According to the general theory [26], for a stable limit cycle (time-periodic attractor)  $\lambda_1 = 0, \lambda_2, \lambda_3 < 0$ ; for a  $k$ -torus (quasi-periodic attractor with  $k$  basic frequencies) the largest  $k$  Lyapunov exponents vanish; chaotic and hyperchaotic attractors are characterised by at least one and two positive Lyapunov exponents, respectively.

In computations we traced the kinetic energy,

$$E_v(t) = \frac{1}{L^2} \int_0^L \int_0^L \int_0^1 \frac{1}{2} \mathbf{v}^2 dx,$$

as well as the Fourier harmonics of the flow velocity,  $\hat{\mathbf{v}}_{\mathbf{k}}(t) = (\hat{v}_{\mathbf{k}}^1, \hat{v}_{\mathbf{k}}^2, \hat{v}_{\mathbf{k}}^3)$  for some wave vectors,  $\mathbf{k} = (k_1, k_2, k_3)$ . Poincaré sections were constructed for the Fourier harmonic of the fluid velocity for  $\mathbf{k} = (1, 1, 1)$  on the quadrant  $(|\hat{v}_{\mathbf{k}}^1|, |\hat{v}_{\mathbf{k}}^2|)$ , where intersection of the trajectory with the plane  $|\hat{v}_{\mathbf{k}}^3| = 0.25$  was considered. Using the solenoidality condition (3) for the Fourier coefficient  $\hat{\mathbf{v}}_{1,1,1}$  and the inequalities  $|z_1| - |z_2| \leq |z_1 + z_2| \leq |z_1| + |z_2|, \forall z_1, z_2 \in \mathbb{C}$ , one proves that all the points on the Poincaré section belong to the semi-infinite strip  $||\hat{v}_{1,1,1}^1| - |\hat{v}_{1,1,1}^2|| \leq 0.5, |\hat{v}_{1,1,1}^1| + |\hat{v}_{1,1,1}^2| \geq 0.5$ . Absolute values eliminate drifting frequencies from consideration. A time-periodic attractor and a 2-torus originate on the Poincaré section a finite set of points and a curve, respectively. To determine the basic frequencies we have computed time-spectra of some Fourier harmonics and of kinetic energy using a periodogram spectral estimation with data windowing (routine `spctrm` in [27]).

**Results.** – In what follows, attractors of the convective system for  $1720 \leq Ra \leq 2500$  are discussed. This range of  $Ra$  was also considered in [13], where bifurcations of the convective attractors were studied for  $657.5 \leq Ra \leq 2500$ , with transition to chaotic attractors being found to be in the form periodic–quasiperiodic–chaotic, however, no detailed study of the chaotic attractors was performed. In the present letter, results of a detailed analysis of transition to chaos are reported. Labels and types of attractors as well as intervals of their existence are given in tab. 1, whereas dependence of kinetic energy of the convective regimes on  $Ra$  is shown on fig. 2.

Table 1: Attractors of the convective system. Column 2 and 3 present type of temporal behaviour of the families of attractors and numerically confirmed interval of their existence, respectively.

Label	Type	Ra
A <sub>1</sub>	periodic	[1720, 1780]
A <sub>2</sub>	periodic	[1790, 2055]
A <sub>3</sub>	quasiperiodic	[2075, 2130]
B <sub>1</sub>	quasiperiodic/chaotic	[1880, 2070]
B <sub>2</sub>	chaotic (intermittent)	[2073, 2080]
B <sub>3</sub>	chaotic	[2140, 2500]

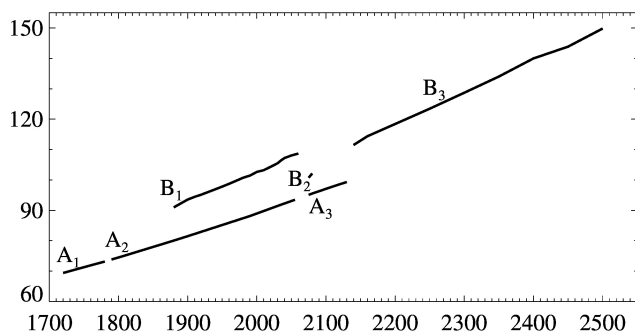


Fig. 2: Time-averaged kinetic energy (vertical axis) versus Rayleigh number (horizontal axis) of the attractor families referred to in Tab. 1.

Attractors of the branch A<sub>1</sub> are periodic states, existing for  $1720 \leq Ra \leq 1780$  and are symmetric at any time with respect to rotation about the vertical axis by  $\pi/2$ . On increasing  $Ra$ , the symmetry is broken and the branch A<sub>2</sub> of time-periodic states (with trivial symmetry group) drifting along the horizontal directions emanates. Although the convective regimes constituting A<sub>2</sub> are formally quasiperiodic, for simplicity, we classify them as periodic (also referred to as relative periodic orbits [28]) since they are periodic in a co-moving reference frame. In what follows, we ignore drift frequencies when classifying an attractor as periodic or quasiperiodic.

A branch of quasiperiodic attractors, A<sub>3</sub>, exists for  $2075 \leq Ra \leq 2130$ , it has three basic frequencies (the Poincaré plane shown on fig. 3 confirms that the regime has at least three incommensurate frequencies). Apparently, it bifurcates from the unstable continuation of A<sub>2</sub>, since both have close kinetic energy values (see fig. 2) and velocity fields are of similar shape (not shown). We have also checked that for all attractors from this branch all the three largest Lyapunov exponents vanish.

Coexisting with A<sub>2</sub>, there is a family of quasiperiodic and chaotic attractors denoted by B<sub>1</sub>, which on increasing  $Ra$  gains stability at  $Ra=1880$ . For  $1880 \leq Ra \leq 1900$  attractors are quasiperiodic with two basic (incommensurate) frequencies, see fig. 4 (a). On increasing  $Ra$  a period doubling bifurcation occurs, cf. fig. 4 (a) and (b),

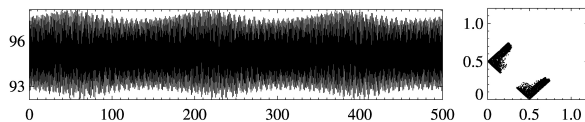


Fig. 3: Kinetic energy evolution and the Poincaré section for the quasiperiodic attractor at  $Ra=2075$  from the family  $A_3$ . Left panel: kinetic energy  $E_v$  (vertical axis) versus time (horizontal axis); right panel: Poincaré section defined by  $|\hat{v}_{1,1,1}^3| = 0.25$  on the  $(|\hat{v}_{1,1,1}^1|, |\hat{v}_{1,1,1}^2|)$  quadrant.

whereby the lowest frequency is halved; this quasiperiodic attractor exists in  $1910 \leq Ra \leq 1980$ . As  $Ra$  is increased further, a sequence of chaotic and quasiperiodic regimes is observed: for  $Ra=1990$  the convective attractor is chaotic (fig. 4 (c)), for  $Ra=2000$  it is quasiperiodic (fig. 4 (d)), for  $2010 \leq Ra \leq 2040$  regimes are chaotic, for  $Ra=2050$  they are quasiperiodic (fig. 4 (h)) and finally, for  $2060 \leq Ra \leq 2070$  they are chaotic (fig. 4 (i) and (j)). Measurements of the three largest Lyapunov exponents reveal that all chaotic attractors in this sequence have one positive and two small in modulus Lyapunov exponents. Although identification of each bifurcation occurring in this interval is out of scope of our study, we note that *i*) windows of quasiperiodicity can be attributed to frequency locking [26], *ii*) some chaotic attractors in the sequence display intermittent behaviour, i.e., irregular bursts (see fig. 4 (f) for  $200 \leq t \leq 350$  and (j) for  $40 \leq t \leq 110$ ) on the relatively “smooth background” reminiscent of regimes shown on fig. 4 (g) and (i).

For  $2073 \leq Ra \leq 2080$ , the family  $B_1$  gives rise to an attractor, named  $B_2$ , displaying “in–out” intermittent behaviour [29], i.e., the trajectory switches irregularly in time between two main states, one is a time-periodic, destabilised  $A_2$ , the other is chaotic, destabilised  $B_1$ . Fig. 5 shows the time series and Poincaré section for the attractor at  $Ra=2075$ ; the trajectory in the phase space visits the periodic state at  $0 \leq t \leq 200$  and  $2100 \leq t \leq 3200$ ; thus,  $B_2$  is formed by a crisis-like event involving the previously destabilised  $A_2$  and  $B_1$ . However, a comparison between the right panel of fig. 4 (j) and fig. 5 (b) reveals that  $B_2$  is larger than the union of  $A_2$  and  $B_1$ . The missing component can be found from a set of initial conditions displaying chaotic transients for  $Ra < 2073$ . This set constitutes a chaotic saddle (CS), i.e., a nonattracting chaotic set responsible for chaotic transients [30, 31]. Figs. 6(a) and (b) reveal the kinetic energy time series of two initial conditions at  $Ra=2070$ . Both trajectories exhibit chaotic behavior for about 100 time units, before they escape from the chaotic region toward the destabilised  $A_2$ . Later, the same trajectories will converge to attractor  $B_1$ . The Poincaré plot for the union of the transient parts of both series is shown on fig. 6 (c) and resembles the Poincaré plots of figs. 5 (b) and (c). From all this information, we conjecture the following scenario. Attractor  $A_2$  is destabilised at  $Ra \approx 2055$  after a collision with CS, a chaotic saddle lying on the basin boundary between  $A_2$  and  $B_1$ .

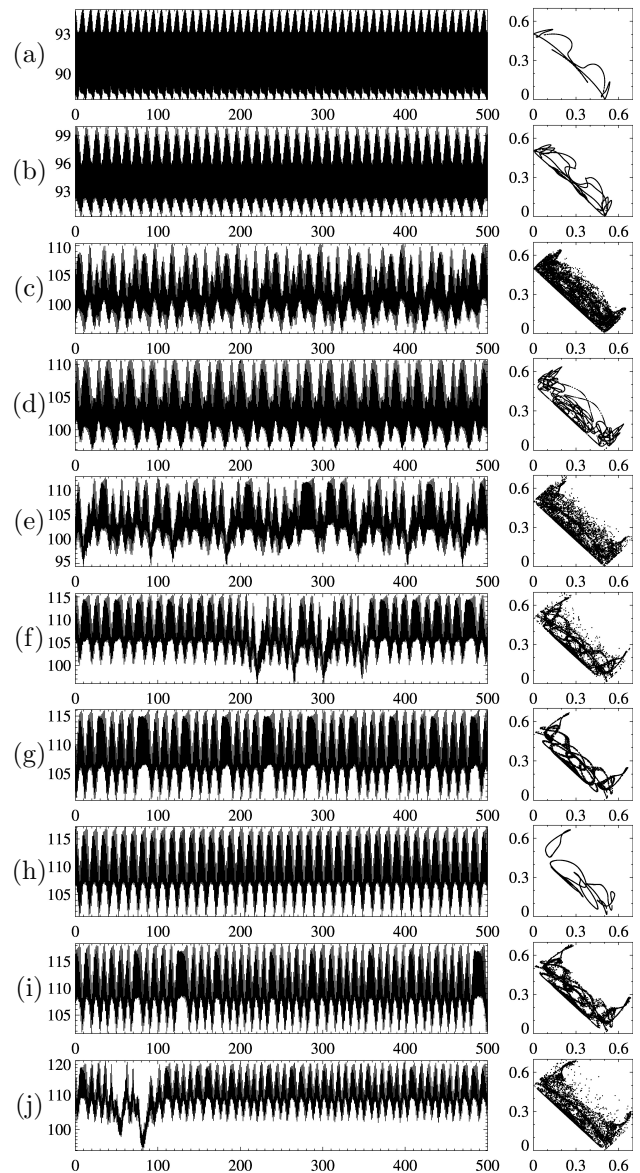


Fig. 4: Kinetic energy evolution and the Poincaré section for the attractors of the family  $B_2$  for  $Ra=1880$  (a),  $Ra=1910$  (b),  $Ra=1990$  (c),  $Ra=2000$  (d),  $Ra=2010$  (e),  $Ra=2035$  (f),  $Ra=2040$  (g),  $Ra=2050$  (h),  $Ra=2060$  (i),  $Ra=2070$  (j). The axes are as in fig. 3.

The unstable set formed by the union of CS and destabilised  $A_2$ , then, collides with  $B_1$  at an interior crisis at  $Ra \approx 2073$ , leading to the intermittent attractor  $B_2$ , where trajectories alternate between phases where  $A_2$ , CS and  $B_1$  can be identified. The highest energy bursts in fig. 5 correspond to CS.

On increasing  $Ra$ , the intermittent attractor loses its stability, and trajectories for  $2090 \leq Ra \leq 2130$  are attracted to  $A_3$ . However, chaotic transients reminiscent of the intermittent attractor  $B_2$  remain all throughout this interval as a signature of a chaotic saddle in the background of  $A_3$ . For  $Ra \geq 2140$  stability of  $A_3$  is lost, and a new chaotic attractor,  $B_3$ , rises as the sole attractor in

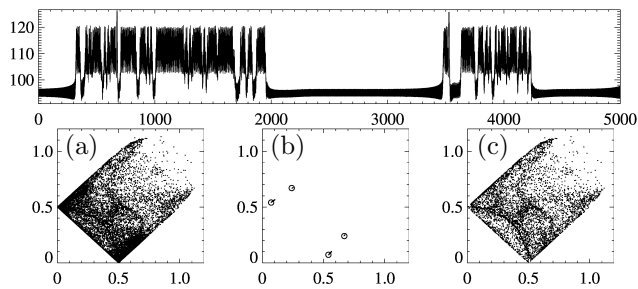


Fig. 5: Kinetic energy evolution and the Poincaré sections for the intermittent attractor at  $Ra=2075$ . On the top and (a) panels the same as on fig. 3 is shown. Points from (a) for the trajectories intersecting the Poincaré plane for  $2500 \leq t \leq 3000$  (b) and  $400 \leq t \leq 1900$  (c). Four open circles on (b) show where the stable periodic orbit for  $Ra=2055$  from branch  $A_2$  intersects the Poincaré plane.

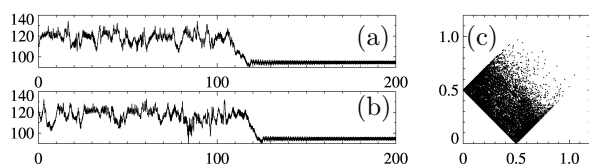


Fig. 6: Kinetic energy evolution of transients for  $Ra=2070$  (a) and (b). Poincaré section for the transients (c). The axes are as in fig. 3.

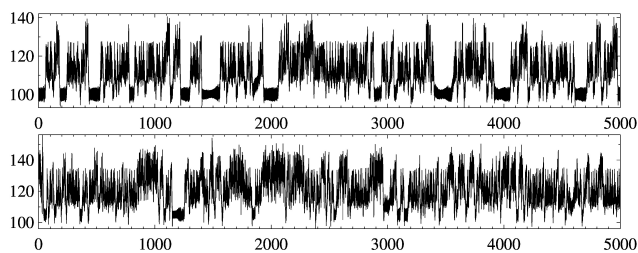


Fig. 7: Kinetic energy evolution for the attractors of the family  $B_3$  for  $Ra=2140$  (top panel) and  $Ra=2200$  (bottom panel).

the system. This attractor resembles  $B_2$  and the chaotic saddle (cf. kinetic energy evolution for  $Ra=2075$  from  $B_2$  in fig. 5, and for  $Ra=2140$  and  $Ra=2200$  from  $B_3$  in fig. 7). In the intermittent regimes of  $B_3$ , time spent near a state with regular behaviour is shortening for increasing  $Ra$  (cf. regimes at  $Ra=2140$ , top panel of fig. 7, and at  $Ra=2200$ , bottom panel of fig. 7). Note that some of the regular phases of the intermittency are in the region previously occupied by  $A_3$ . This corroborates another interior crisis scenario, whereby attractor  $A_3$  collides with the background chaotic saddle to form an enlarged chaotic attractor  $B_3$ , where intermittent switches between the former  $A_3$  and the chaotic saddle take place. Such crisis-induced intermittency involving a destabilised attractor and a surrounding chaotic saddle was reported for a one-dimensional spatiotemporally chaotic system in [32].

The three largest Lyapunov exponents for the attractors from branches  $B_1$  and  $B_3$  of fig. 2 are shown on fig. 8 as a function of  $Ra$ . Hyperchaos with at least three positive

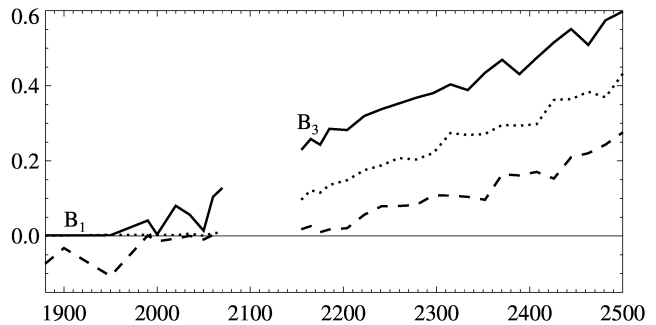


Fig. 8: The three largest Lyapunov exponents (vertical axis) for the attractors of the family  $B_3$ . Horizontal axis:  $Ra$ .

Lyapunov exponents is observed after the interior crisis of  $B_3$ . Note the linear scaling of the exponents with  $Ra$ , a feature that has been observed in Rayleigh-Bénard convection near onset for the first exponent as a function of the reduced Rayleigh number by [33]. The gap between  $B_1$  and  $B_3$  is filled by a chaotic saddle that evolves from the destabilised  $B_1$ . Although we have not computed the Lyapunov exponents of the chaotic saddle, due to its repelling nature, we believe it should show a continuation of the linear scaling observed in fig. 8.

**Conclusions.** – We have shown that the evolution from periodic rolls to hyperchaos in Rayleigh-Bénard convection for  $P = 0.3$  occurs through a sequence of local and global bifurcations as the Rayleigh number is increased, including three crises. First, a quasiperiodic attractor  $A_2$  coexisting with another attractor  $B_1$  collides with a chaotic saddle in the basin boundary and loses stability due to a boundary crisis. Then, the newly formed chaotic saddle collides with chaotic attractor  $B_1$  in an interior crisis leading to an enlarged attractor  $B_2$ . Next, attractor  $B_2$  is destabilised and generates a chaotic saddle surrounding a quasiperiodic attractor  $A_3$ . Finally,  $A_3$  collides with the surrounding chaotic saddle in another interior crisis. The enlarged attractor  $B_3$  exhibits hyperchaos with at least three positive Lyapunov exponents.

Although strictly speaking a crisis is a collision of a chaotic attractor with a saddle invariant set [34] in a more general definition, a crisis can be described as a collision between any attractor and a saddle-type invariant set [35]. In the present letter, two of the identified crises involve the collision of a quasiperiodic attractor and a chaotic saddle, leading to the sudden formation of a chaotic attractor.

There is surprising similarity between our results and the route to chaos found in [21], where two-dimensional Rayleigh-Bénard convection was studied for  $P = 6.8$ . However, the attractors found *ibid.* are of a limited interest in hydrodynamics, because two-dimensional convective flows for the considered value of  $P$  are stable only in a narrow window of parameter values [18,19], and in the dynamo theory, since magnetic field generation by a planar flow is impossible by virtue of the Zeldovich antidynamo theorem (see [1] for details).

Experimental verification of some bifurcations reported here have been found in the past for Rayleigh-Bénard convection, such as abrupt transitions from quasiperiodic to chaotic attractors [36], a route to chaos via intermittency [37], and quasiperiodic attractors with three basic frequencies [38].

Regarding future works, note that we have not fully characterised all bifurcations presented and, in particular, the destabilisation of  $B_2$  (supposedly another boundary crisis) was not investigated. Additionally, we do not claim to have found all the attractors present in the range of  $Ra$  studied. Continuing the line of research started in [13, 39, 40], we plan to add rotation and magnetic field, whereby one can study mechanisms of the convective electromagnetic processes in the liquid outer core of the Earth.

\* \* \*

RC and ELR acknowledge financial support from FAPESP (Brazil, grants 2013/01242-8 and 2013/22314-7, respectively). ELR also acknowledges financial support from CNPq (Brazil, grant 305540/2014-9).

## REFERENCES

- [1] MOFFAT H., *Magnetic Field Generation in Electrically Conducting Fluids* (Cambridge University Press) 1978.
- [2] RÜDIGER G. and HOLLERBACH R., *The Magnetic Universe: Geophysical and Astrophysical Dynamo Theory* (Wiley) 2004.
- [3] CHILDRESS S. and GILBERT A., *Stretch, Twist, Fold: the Fast Dynamo* (Springer) 1995.
- [4] OSSENDRIJVER M., *Astron. Astrophys. Rev.*, **11** (2003) 287.
- [5] SCHUBERT G., TURCOTTE D. and OLSON P., *Mantle Convection in the Earth and Planets* (Cambridge University Press) 2001.
- [6] OLSON P., *Overview in Treatise on Geophysics, Volume 8: Core Dynamics*, edited by SCHUBERT G., (Elsevier) 2007 pp. 1–30.
- [7] FEARN D. and ROBERTS P., *The geodynamo* (Roca Baton: CRC Press) 2007.
- [8] JONES C. A., *Annu. Rev. Fluid Mech.*, **43** (2011) 583.
- [9] GUBBINS D., *Phys. Earth Planet. Inter.*, **128** (2001) 3.
- [10] CALKINS M. A., AURNOU J. M., ELDRIDGE J. D. and JULIEN K., *Earth Planet. Sci. Lett.*, **359360** (2012) 55 .
- [11] ŠOLTIS T. and ŠIMKANIN J., *Contributions to Geophysics and Geodesy*, **44** (2014) 293.
- [12] BUSSE F., *Annu. Rev. Fluid Mech.*, **32** (2000) 383.
- [13] PODVIGINA O. M., *Geophys. Astrophys. Fluid Dyn.*, **102** (2008) 409.
- [14] BOHR T., JENSEN M., PALADIN G. and VULPIANI A., *Dynamical Systems Approach to Turbulence* (Cambridge University Press) 2005.
- [15] FRISCH U., *Turbulence: the Legacy of A.N. Kolmogorov* (Cambridge University Press) 1995.
- [16] CHANDRASEKHAR S., *Hydrodynamic and Hydromagnetic Stability* (Dover Publications) 1961.
- [17] GETLING A., *Rayleigh-Bénard Convection: Structures and Dynamics* (World Scientific) 1998.
- [18] BUSSE F. H. and BOLTON E. W., *J. Fluid Mech.*, **146** (1984) 115.
- [19] BOLTON E. W. and BUSSE F. H., *J. Fluid Mech.*, **150** (1985) 487.
- [20] MENEGUZZI M., SULEM C., SULEM P. L. and THUAL O., *J. Fluid Mech.*, **182** (1987) 169.
- [21] PAUL S., WAHI P. and VERMA M. K., *Int. J. Nonlinear Mech.*, **46** (2011) 772 .
- [22] MANNEVILLE P., *Rayleigh-Bénard convection: thirty years of experimental, theoretical, and modeling work in Dynamics of spatio-temporal cellular structures*, edited by MUTABAZI I., WESFREID J. E. and GUYON E., (Springer) 2006 pp. 41–65.
- [23] CANUTO C., HUSSAINI M., QUARTERONI A. and ZANG T., *Spectral Methods: Fundamentals in Single Domains* Scientific computation (Springer) 2006.
- [24] COX S. M. and MATTHEWS P. C., *J. Comput. Phys.*, **176** (2002) 430.
- [25] HRAMOV A. E., KORONOVSKII A. A., MAXIMENKO V. A. and MOSKALENKO O. I., *Phys. Plasmas*, **19** (2012) 082302.
- [26] OTT E., *Chaos in Dynamical Systems* (Cambridge University Press) 2002.
- [27] PRESS W. H., TEUKOLSKY S. A., VETTERLING W. T. and FLANNERY B. P., *Numerical Recipes in FORTRAN 77: the Art of Scientific Computing* 2nd Edition Vol. 1 of Fortran Numerical Recipes (Cambridge University Press) 1992.
- [28] CHOSSAT P. and LAUTERBACH R., *Methods in Equivariant Bifurcations and Dynamical Systems* Vol. 15 of *Advanced series in nonlinear dynamics* (World Scientific) 2000.
- [29] COVAS E., TAVAKOL R., ASHWIN P., TWORKOWSKI A. and BROOKE J., *Chaos*, **11** (2001) 404.
- [30] HSU G.-H., OTT E. and GREBOGI C., *Phys. Lett. A*, **127** (1988) 199.
- [31] REMPEL E. L., CHIAN A. C.-L., MACAU E. E. N. and ROSA R. R., *Physica D*, **199** (2004) 407.
- [32] REMPEL E. L. and CHIAN A. C.-L., *Phys. Rev. Lett.*, **98** (2007) 014101.
- [33] JAYARAMAN A., SCHEEL J. D., GREENSIDE H. S. and FISCHER P. F., *Phys. Rev. E*, **74** (2006) 016209.
- [34] GREBOGI C., OTT E., ROMEIRAS F. and YORKE J. A., *Phys. Rev. A*, **36** (1987) 5365.
- [35] WITT A., FEUDEL F. and PIKOVSKY A., *Physica D*, **109** (1997) 180.
- [36] SWINNEY H. and GOLLUB J., *Physics Today*, **31** (1978) 41.
- [37] BERGÉ P., DUBOIS M., MANNEVILLE P. and POMEAU Y., *Journal de Physique Lettres*, **41** (1980) 341.
- [38] GOLLUB J. and BENSON S., *J. Fluid Mech.*, **100** (1980) 449.
- [39] CHERTOVSKIIH R., GAMA S., PODVIGINA O. and ZHELIGOVSKY V., *Physica D*, **239** (2010) 1188.
- [40] PODVIGINA O., *Eur. Phys. J. B*, **50** (2006) 639.