

Private Date Exposure in Facebook and the Impact of Comprehensible Audience Selection Controls

Thomas Paul⁺, Daniel Puscher⁺, Thorsten Strufe*
TU Darmstadt⁺ and TU Dresden*

thomas.paul@cs.tu-darmstadt.de, uni@daniel-puscher.de, thorsten.strufe@tu-dresden.de

Abstract—Privacy in Online Social Networks (OSNs) evolved from a niche topic to a broadly discussed issue in a wide variety of media. Nevertheless, OSNs drastically increase the amount of information that can be found about individuals on the web. To estimate the dimension of data leakage in OSNs, we measure the real exposure of user content of 4,182 Facebook users from 102 countries in the most popular OSN, Facebook. We further quantify the impact of a comprehensible privacy control interface that has been shown to extremely decrease configuration efforts as well as misconfiguration in audience selection.

Our study highlights the importance of usable security. (i) The total amount of content that is visible to Facebook users does not dramatically decrease by simplifying the audience selection interface, but the composition of the visible content changes. (ii) Which information is uploaded to Facebook as well as which information is shared with whom strongly depends on the user’s country of origin.

Index Terms—Social Networks, Privacy Control, Facebook

I. INTRODUCTION

Online Social Networks (OSNs), such as Facebook or google+, have about one billion users¹ in 2015. OSNs allow their users to create and maintain a personal user profile and connect this profile with others by declaring friendship relations. Amongst communication functionalities, sharing content and personal information is the core of OSN sites. Content sharing serves communication and self-expression needs of OSN users, but raises privacy concerns at the same time.

There is an ongoing discussion about how to handle those privacy concerns. The CEOs of Google and Facebook argue that we live in a post-privacy world [2], [3]. We shall accept the fact that there is no privacy anymore and adapt ourselves to the new situation. On the other side of the discussion spectrum, privacy advocates fear oversharing of content [15] to avoid undesired effects such as that employers are accessing private information to draw undesired conclusions. In spite of this discussion, the real privacy preferences of the social networking community are still not entirely known.

Studying the actual privacy settings of Facebook users (e.g. [12]) does also not tell the whole story about content sharing and privacy preferences, since users are commonly unable to select the desired audience [15], [16]. We thus developed a color-based interface to simplify the audience selection for user content in Facebook (Figure 1; detailed description in Section III-B). This interface is shown to drastically decrease

both the effort and the error probability when handling privacy settings [19].




Fig. 1. Example for an attribute’s privacy setting (User’s Birthday)

This color coding-based interface is published in the shape of an add-on (plug-in) for the Firefox and Chrome browsers and made available to the public over various channels on the web. This plug-in is called Facebook Privacy Watcher (FPW). Several newspapers, blogs and even radio and TV stations reported about it^{2 3}. More than 44,000 users downloaded the FPW.

We asked the FPW users to send us anonymized feedback with consent, to improve the plug-in and to evaluate the impact of the plug-in on user’s privacy. We received 9,296 feedback responses originated from 102 countries. These responses included the privacy settings of the user profiles and the changes that were made with the help of our plug-in. Furthermore, we received the number of friends, photos, likes, notes and map entries as well as the binary information for each user profile data field (denoted profile field in the remainder) whether it is filled with data or not.

Based on this dataset, we evaluate the real exposure of private user data in Facebook and the content sharing preferences of the FPW users. We evaluate the privacy settings before and after introducing a comprehensible visualization of privacy handle as well as the changes that have been performed. By reason that the results strongly differ with respect to different countries, we also performed evaluations that focus on national differences. Assuming that increasing or decreasing the visibility of parts of the user profiles expresses the desires of users to have more or less privacy, we compared the user profiles of users who use the FPW to achieve more privacy with those who decided to publish more private data.

Our results indicate that we indeed do not live in a post privacy world: The users intentionally hide content from being publicly accessed and do not accept the default privacy settings even before using our plug-in. With the help of the FPW, users hide critical data fields such as friend lists and family member

²<http://www.masrawy.com/news/Technology/General/2012/October/31/5420245.aspx>, Accessed 2015-03-06

³<http://www.golem.de/news/facebook-firefox-erweiterung-macht-die-privatsphaere-bunt-1212-96091.html>, Accessed 2015-03-06

¹<http://allfacebook.de/userdata/>, Accessed 2015-03-06

markers but publish birthdays and religious views. The total amount of content which is visible to Facebook users does not dramatically decrease after introducing a comprehensible visualization of privacy controls, but the composition of the visible content changes. The content sharing patterns are strongly depending on their country of origin.

Our contributions in this paper are (i) to provide an understanding of the content sharing preferences of FPW users both in general and (ii) with respect to different countries and (iii) to explain and quantify the effect of improved usability of privacy interfaces on privacy settings. We further (iv) depict relations between privacy preferences and profile properties by means of cluster analyses. An important highlight is that we are not limited to public-available data. Due to the FPW feedback data, we can take the user profile owner's point of view on her privacy settings.

The remainder of the paper is organized as follows: We discuss the related work in Section II and provide a detailed data description in Section III. In Section IV, we evaluate the privacy settings of FPW users and the impact of introducing a comprehensible audience selection without mentioning country specific differences. Because of vast differences amongst users from different countries, we provide a deeper analysis of those specifics in Section V. The relation between sharing preferences and quantifiable user profile properties such as the numbers of friends, likes and photos are evaluated in Section VI. We summarize our findings and conclude our work in Section VII.

II. RELATED WORK

Privacy is a topic that is broadly addressed by plenty of publications in computer science. In this section, we discuss works on privacy in OSNs with the focus on user behavior and interface construction in OSNs rather than systems or algorithms. Since we discuss a new privacy settings interface, default privacy settings and privacy awareness in this paper, we particularly focus on papers about privacy by design as well as on papers suggesting interfaces for privacy settings in OSNs.

Works on privacy by design are built on the assumption that people do not tend to change their privacy settings. Gross and Acquisti state that "We can conclude that only a vanishingly small number of users change the (permissive) default privacy preferences" [8]. Based on this logic, the authors suggest to implement default privacy rules that prevent leakage of data. In contrast to this paper, we evaluate how much a better interface helps the users to meet their needs by avoiding misconfiguration, and compare the sharing preferences with respect to the user's country of origin. Furthermore, our results show that more than 59% of the privacy settings do not stay untouched in case of using our plug-in.

In 2008, Krishnamurthy and Wills [12] examined privacy settings in Facebook, Myspace, Bebo and Twitter based on crawler-gathered data. They discovered that there is some use of privacy settings but there is still a significant portion of users who allow strangers to access private information. They

further examined the amount of information which is shared within regional networks and discovered a negative correlation between network size and the amount of shared information. In comparison to [12], we focus on Facebook, obtain our data directly from the users, evaluate the impact of our color-based privacy setting interface and get different results regarding the users disposition to change privacy settings.

Stutzman et al. [22] monitored the public-available data of 5,076 members of the Carnegie Mellon University from 2005 till 2011. They discovered an increasing privacy awareness over time. Johnson et al. [11] surveyed 260 participants from the United States, recruited via ResearchMatch, by using a Facebook application. They asked questions with the background knowledge which was obtained by reading the participant's Facebook profile via API. Inter alia, they discovered that 94.6% of their participants denied access to their content by people outside their friend network. Mondal et al. [18] studied the use of social access control lists (SACLs). The friend list usage of 1,165 users of tool "Friendlist Manager", has been analyzed. They found "that a surprisingly large fraction (17.6%) of content is shared with SACLs. However, we also find that the SACL membership shows little correlation with either profile information or social network links; as a result, it is difficult to predict the subset of a user's friends likely to appear in a SACL."

Beside the FPW, other approaches to help users to mitigate the misconfiguration exist, too. Lipford et al. [14] suggest to allow users take the point of view of the expected audience. PViz [17] is a privacy setting approach based on visualizations group visualizations in different granularities. Carminati et al. [6] suggest rule-based privacy settings that define types of relationships and a set of rules which type of relationship is a precondition to access a certain data object. Fang et al. [7] propose a machine learning based approach which implements a wizard that suggests a set of access rules. The idea is to learn implicit rules which are applied by users to set the visibility of objects. In contrast, our interface allows both: to quickly grasp the visibility of content items based on a color coding and to change those settings with a single click.

Other related work can be found in studies about Facebook user statistics [21], a report⁴ about the evolution of privacy in Facebook and a survey in [10] where consumers have been asked which information they consider to be private. [21], [10] also contain cross-country comparison. However, the user statistics do not provide information about privacy settings and the consumer survey does rely on questionnaires without a concrete link to social networks.

III. EXPERIMENTAL SETUP AND DATASET DESCRIPTION

In this section, we specify the setup of our study by describing our ethical considerations, the browser extension FPW which has been used to collect the data and the precise data collection methods. To underline the adequacy of our color-coding audience selection interface to be used in this study,

⁴<http://mattmckeon.com/facebook-privacy/>, Accessed 2015-03-06

we describe essences on the feedback from study participants. We further depict which and how much data we were able to collect in this study and describe basic user profile statistics of the participants. The bias as a result of a non-random selection of study participants is also discussed in this section.

A. Ethical Considerations

We protect the privacy of our study participants! Neither the download logfile which we used to estimate the dissemination of the FPW, nor the feedback answers that we collected are linked to individuals. For this study, we asked the FPW users to send us feedback with consent. We explained the reason for collecting the data and allowed users to access and verify the data before sending it to our server. All feedback responses that we used in this study are anonymized. We keep the collected data confidential to protect all study participants from deanonymization attempts and do only publish aggregated data.

B. The Facebook Privacy Watcher

In Facebook, the user can choose between a number of visibility-levels for each information in her profile, namely: 'Everyone', 'Friends', 'Custom' and 'Only me'. The 'Custom' setting allows users to authorize single friends or groups of friends (e. g., 'colleagues' and 'good friends') to access certain information. In previous work [19], a new type of interface has been presented, which is based on a color coding (Figure 1). The used colors are guided by the well-known traffic light colors, adding blue to represent custom settings. Results of changes (initiated by clicking at the respective color box) are shown instantly for *direct success control* of each action. We used the following color scheme:

- *Red*: Visible to nobody
- *Blue*: Visible to selected friends
- *Yellow*: Visible to all friends
- *Green*: Visible to everyone

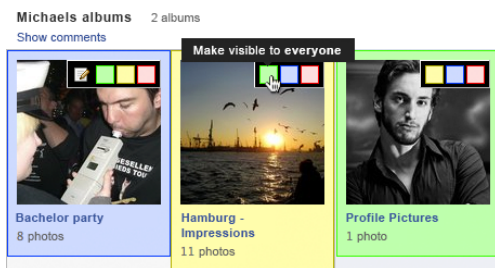


Fig. 2. Screenshots of photo albums, colorized by the FPW

This color scheme is in-line with the sympathy of the majority of the users (Section III-D). Figure 2 shows a screenshot of colorized photo albums as an example for colorized profile fields. Clicking at the colorized boxes changes the privacy settings. A tooltip helps the users to remember the meaning of each color. The color scheme can be adopted to individual user needs. To help color-blind FPW users, we included the possibility to use different stripy patterns instead of colors.

The FPW has support for English, German, French, Italian and Arabic.

C. Data Collection

We gathered data about the FPW from two sources. The first is the download log file at our own server, where the plug-in can be downloaded from. The second source of data is the set of feedback responses which have been sent to us. While the first source gives us insights into the spreading process of the plug-in, the second source allows us to draw a picture of the plug-in usage as well as its impact on privacy settings of the users' profiles.

1) *Download Log*: Analyzing the download logfile enabled us to understand the time and locality dimensions of the FPW dissemination. We discovered strong peaks subsequently to the moments of publication in different venues as well as that a large user basis is originated in Germany and Egypt. We further discovered a couple of sites, offering to download our plug-in⁵⁶ Thus, we only have an incomplete view on the actual downloads by analyzing our own download log. Some of those alternative download sites publish the number of downloads. Adding the number of downloads from our site to those external download counters, we estimate the total number of download to be higher than 44,800, coming at least from 102 countries. One year after our first FPW publication, 11,000 users are still following every update that we offer.

2) *User Feedback*: The usual life-cycle of an FPW instance starts with the installation process and resumes with a check of the privacy settings of the own profile during a few sessions (1-5). The plug-in is sparsely used afterwards. We asked our users to provide us feedback after activating the plug-in three times, which usually happened within the first days after installation.

We asked for feedback about both: the general idea of coloring the profile items to simplify the privacy settings and the implementation of our plug-in. Furthermore, we offered two text fields to enter comments and suggestions concerning the idea as well as the implementation. We explicitly informed our users about the exact (anonymized) data that we collected. From 2012-10-15 till 2014-07-07, we received 9,296 feedback responses from 4,182 users in 102 countries that included coloring and log file information. We received multiple answers from users in Germany. We asked German users twice to give us Feedback: once - in German language - at the time before the FPW was internationally spread and a second time after introducing multiple language packs. We used the more recent feedbacks to replace older ones in the analysis in case of multiple copies from the same user.

We collected the following information from our users:

- a hash value of the Facebook - UIN
- the counter (including timestamps), indicating how often the plug-in was activated

⁵http://www.chip.de/downloads/Facebook-Privacy-Watcher-fuer-Firefox_57997141.html, Accessed 2015-03-06

⁶<http://www.computerbild.de/download/Facebook-Privacy-Watcher-7834052.html>, Accessed 2015-03-06

Country	# Feedback responses
Germany	7,581
Egypt	272
Austria	218
United States	150
Switzerland	147
France	94
Spain	72
Netherlands	62

TABLE I
THE NUMBER OF FEEDBACK RESPONSES THAT WE RECEIVED FROM THE TOP EIGHT COUNTRIES

- the visibility of each profile field before the first usage of our plug-in happened
- the visibility of each profile field after using our plug-in
- the type and visibility of timeline entries
- the number of friends
- the number of photos and labels
- the number of likes

Furthermore, our server, which gathered the feedback data, ran a script to extract the countries from which we received the feedback.

D. Users' Acceptance of the FPW

It is essential for the success of the study that participants are willing integrate the tool in their normal OSN usage and to use it more than only once. The FPW and the realized user interface hence need to be both: beneficial for the participants and easily usable. Thus, the first question which we asked our users in the feedback formula was: 'How do you like the idea of colorizing in this plug-in?'. The overwhelming majority rated this idea as 'very good' (65.66%) or 'good' (32.2%). Less than one percent rated the idea to be 'medium' (0.98%), 'bad' (0.46%) or 'very bad' (0.7%).

Creating the color scheme, we argued in the team which type of color scheme is more intuitive to the users: green, inspired by traffic lights meaning 'go' - corresponding in the color scheme to be visible to everybody or green in the meaning of being safe since the item is not visible to anybody. This question has been asked in the previous user study with 40 participants. 60% of the participants preferred the green to represent the setting meaning 'visible to everybody'. It roughly meets the results in this study (54.83% vs. 45.17%). Please note: The FPW equally offers both color schemes and the users are asked to choose in advance. The setting can later be changed. Color blind people have been offered to choose hachures instead of colors.

The second question that we asked the FPW users was: 'How do you like the implementation of this browser extension?'. The implementation was not rated as good as the idea of using colors for setting privacy (Table II). Evaluating the comments, we can find the following reasons: The plug-in did not work from 7th of November 2013, 2:30 am, till 8th of November, 3:30 (am, CET), because of Facebook site changes.

During this time, we received most of the negative ratings. Furthermore, we suffered from a bug in the first version that delayed the Facebook usage.

Rating	Percentage
Very good	32.34
Good	61.34
Medium	3.44
Bad	1.83
Very bad	1.05

TABLE II
HOW DO YOU LIKE THE IMPLEMENTATION OF THE FPW?

E. Sample Bias and Basic User Profile Statistics

We recruited our sample (FPW users) via an announcement on our homepage and by sending press releases to specialized press. We then witnessed a viral spreading process based on word-of-mouth advertising. The attention of mass media such as news papers⁷, radio stations⁸ and an Egyptian web portal [1] followed afterwards. In spite of the broad audience of the respective media, the set of participants is by no means random. We decided not to collect detailed demographic informations about FPW users, since this would be inappropriate for a tool that has been advertised to support user's privacy. Instead, we provide technical information such as statistics about the user profiles (Table III) to allow the sample bias to be appraised:

X	$X = 0$	\varnothing_X	\bar{X}	σ_X
Friends	0%	148.75	96	159.53
Photos	3.43%	181.69	32	572.62
Labels on photos	34.45%	20.54	3	64.45
Photo albums	3.49%	10.71	7	20.05
Locations	17.07%	38.68	4	101.65
Likes	10.06%	90.04	36	145.33
Notes	86.94%	1.49	0	19.5

TABLE III
BASIC PROFILE STATISTICS: PERCENTAGE OF PROFILES WITHOUT ANY ENTRY IN FIELD X ($X = 0$) AND THE AVERAGE (\varnothing_X), MEDIAN (\bar{X}) AND STANDARD DEVIATION (σ_X) OF THE NUMBER OF ENTRIES IN FIELD X

Our median user has 96 friends, liked 36 pages and shared 32 pictures. Many users have just a few friends (Figure 3) and a few of them have plenty of friends. The degree distribution of the friendship graph as well as the median number of friends is similar to those of the whole Facebook graph [23]. We interpret this as an evidence that our FPW users are close to normal with respect to the number of friends.

IV. GLOBAL PRIVACY EVALUATION

In this section, we elaborate which data FPA users upload to Facebook and who is allowed to access it without mentioning

⁷<http://www.handelsblatt.com/technologie/it-tk/it-internet/facebook-privacy-watcher-im-einsatz-gegen-den-daten-kraken-seite-all/7388782-all.html>, Accessed 2015-03-06

⁸<http://www.fhh.de/news-service/magazin/toController/Topic/toAction/show/toId/3371/toTopic/die-facebook-ampel-fuer-sichere-postings.html>, Accessed 2015-03-06

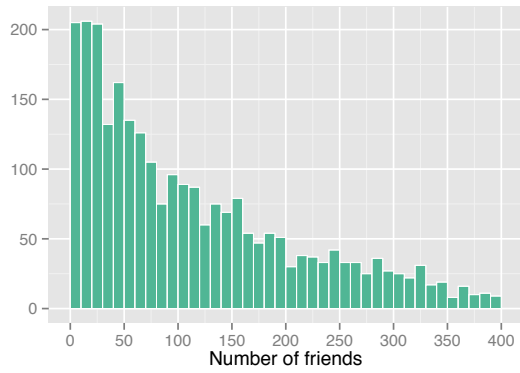


Fig. 3. Histogram: number of friends

cultural differences amongst users from various countries to provide a holistic view. We further quantify the impact of the FPW on the privacy settings and compare the standard privacy settings in Facebook with the actual user decisions to quantify the total demand for modifying the Facebook standard privacy setting to meet users’ needs.

Because of the typical life-cycle of the plug-in instances (Section III-C2), three data views are available: the privacy settings before using the plug-in, after using the plug-in and the changes that have been made. We avoid the redundancy which would be caused by presenting the three possible points of view. We instead focus on the settings after applying our plug-in and the changes which have been made.

A. Exposure of User Data

A Facebook profile can consist of 28 data fields in total. To estimate the potential privacy risk, it is crucial to know which parts of the profile are filled with data and thus potentially exposed to the risk of being accessed by subjects which are not part of the set of desired recipients. The average filling ratio of the profile fields that allow users to select the audience is given in Figure 4.

The profile fields friend list, Timeline entries, photo albums, map entries and notes are lists of items that are technically always available. The number of items included in the users profiles can be found in Tables VI and VII. Subscriptions are also not included in Figure 4. They allow users to follow other users’ updates (e.g. news of famous actors) without befriending with them. It is possible to determine the visibility of subscriptions without subscribing anything. According to our ethical considerations, we only store the visibility of data fields but not their content. We thus are not sure whether a user subscribed to any newsfeed.

The fields gender, e-mail and birthday are obligatory to create a user profile on Facebook. Hence, every user profile encloses this data (not necessarily honest). None of the other profile fields are filled by all users. The fields family, current city, relationship status, hometown, employer and school are filled with data by the majority of users. Only few FPW users uploaded skills and phone numbers to Facebook. Please note

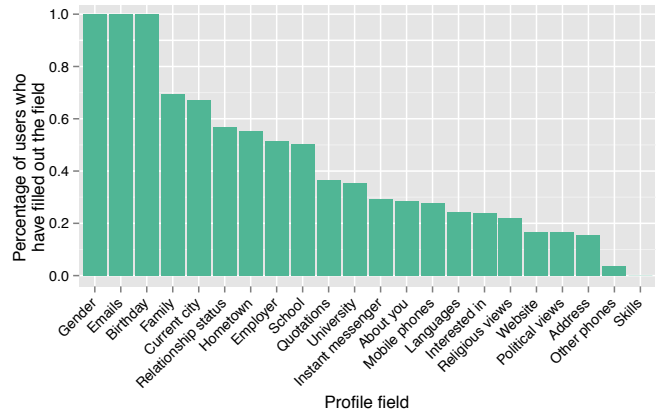


Fig. 4. Histogram of the ratio, the user profile fields are filled

that we can only check whether data is included or not. We have no means to verify it.

B. Visibility of User Profiles Fields

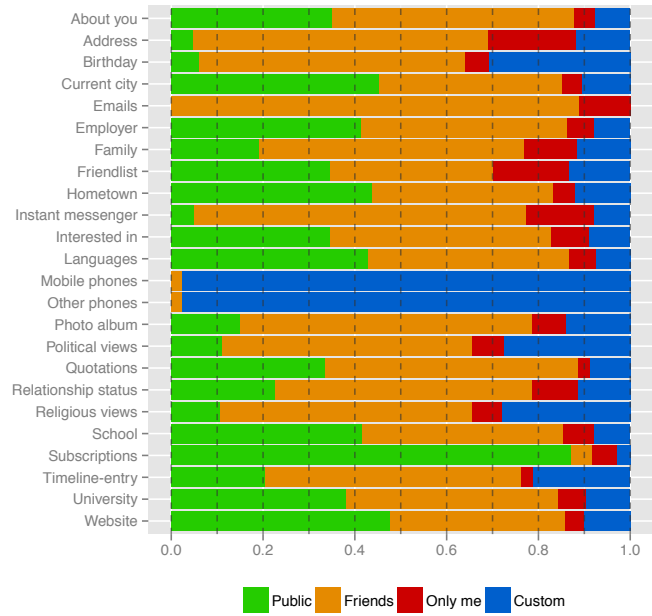


Fig. 5. Visibility of user profile fields

Figure 5 shows the cumulated visibility of the profile fields of FPW users. The most popular setting is to share content items with all friends. The second most frequently used setting is to share items with the public. Sharing bits of information with only a subset of friends (‘custom’) or hiding them (‘only me’) is not very popular.

More than one third of the users do not restrict access to the fields: current city, employer, friend list, hometown, languages, school and university. These profile fields may help attackers to collect sufficient information to deploy social engineering attacks. The friend list is especially dangerous to publish, since sharing the friend list helps attackers to traverse through the

social graph using crawlers. Furthermore, inference attacks [13] are fostered by publishing the friend list. These kinds of attacks are based on the assumption that friends share similarities (e.g. similar age). An attacker can infer hidden profile attributes in case that friendship connections are known to the attacker and friends disclose the information of interest.

The custom setting is used for phone numbers in more than 95% of those cases where this information is included into the user profile. More than a quarter of our study participants share the birthday, political views and religious views just with a subset of their friends. The fact that a non-negligible number of users use the setting 'only me' is remarkable. It makes sense that people disclose information in fields that are technically necessary (e.g. the friend list) in case that they do not want to share them with others. However, uploading other fields to Facebook without sharing it with anybody does not help to socialize with others. We assume fields with this visibility setting to be a result of increased privacy awareness. Previously visible informations seems to be hidden.

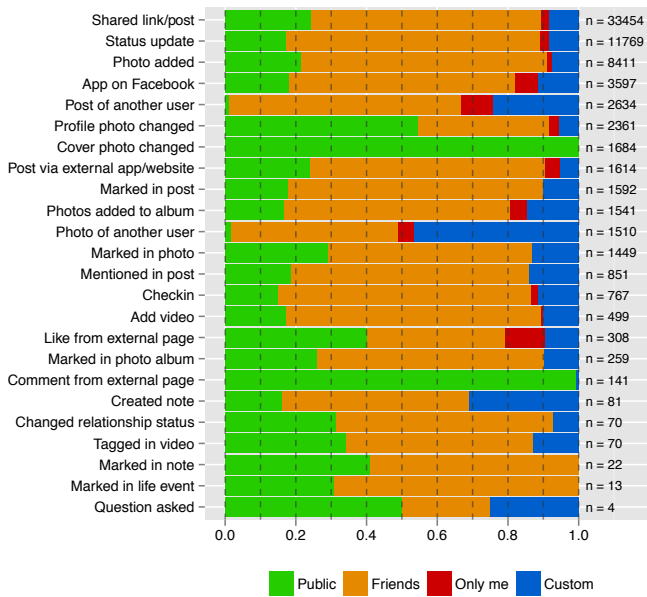


Fig. 6. Privacy settings of timeline entries

Timeline entries are similar to posts in a newsfeed and can have many different types. Figure 6 shows the visibility of all types of timeline entries. The main findings are that:

- the setting 'friend' is even more dominant than in other parts of the profile
- less entries are visible to the public
- posts from external pages (e.g. commercial pages) and cover photo changes are always public
- the setting 'only me' is rarely used in general
- the most frequently hidden timeline entries are likes from external pages, posts from other users and posts from apps
- photos of other users are often shared with only a subset of friends

C. Privacy Impact of Simplified Audience Selection

Many Facebook users are unable to handle the privacy settings to meet their own sharing preferences [15], [16]. It is hence not sufficient to elaborate the actual privacy settings to study the sharing preferences. Since the color-coding based privacy setting interface is shown to drastically decrease mistakes in selecting the audience [19], elaborating the impact of the FPW helps to understand the gap between sharing interests and actual privacy settings.

With the help of our plug-in, 22.31% of the users change the visibility to a more restrictive setting, 19.55% of the users prefer less restrictive settings and 5.44% keep the average privacy by changing the visibility of different items equally to both directions. 52.14% of the users do not change the profile visibility compared to the settings before installing our plug-in.

The group of users who did not change any setting contains many inactive people with small user profiles as well as those who sent us feedback during the first session with activated FPW. All users who were not able to change any setting because of facing technical problems are also part of this group. In spite of not changing the settings, some users sent us feedback to state that the plug-in is very useful to check the settings with very little effort.

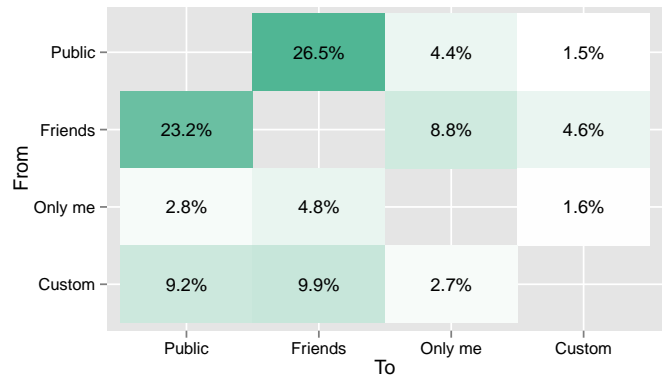


Fig. 7. Heat map of visibility levels reflecting visibility change actions, performed with the help of the new interface (from, to)

In the remainder of this section, we focus on users who change the visibility of profile fields using the FPW. Figure 7 shows a heat map that illustrates change actions with respect to the visibility level before and after performing the actions. The most frequently performed action is to change the visibility from 'public' to 'friends'. The opposite change action is the second most frequently performed action.

With the help of the FPW, users hide more information ('only me') from public or friends than providing access to content. Remarkable is that the custom visibility setting, which is explicitly supported by our interface, is more likely to be removed than being newly used. Many users seem not to be happy to distinguish among different groups of friends. They instead prefer to either publish content without restrictions or among all friends.

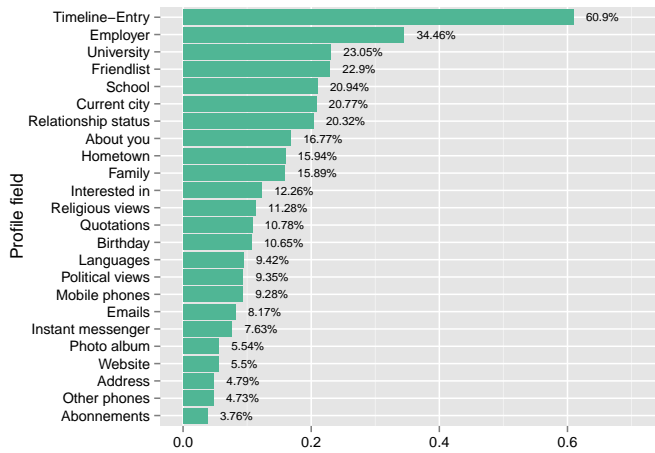


Fig. 8. Percentage of users who changed the visibility of certain profile fields; only filled fields are mentioned

Figure 8 depicts the exact percentage of items per profile field where users changed the visibility with the FPW. We only included those 2816 users whose privacy has finally been affected by the FPW. The highest demand for changes can be seen in the timeline entries. A user profiles in Facebook can enfold plenty of timeline entries but only a single entry in many other fields (e.g. birthday). The visibility of the employer has been changed by the second largest fraction of users, followed by the university and the friend list.

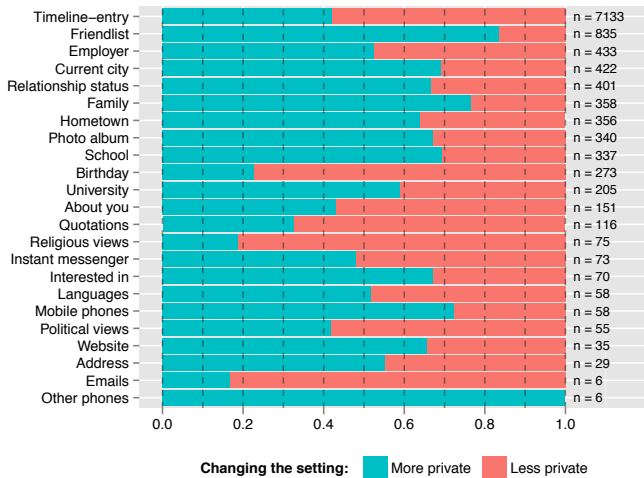


Fig. 9. Fraction of change actions with the help of the FPW towards more or less privacy per profile field

The tendency of performed changes towards more or less privacy in different profile fields is shown in Figure 9. Timeline entries, birthdays, about you, quotations, religious views, instant messengers, political views and e-mail addresses are those fields where more change actions towards less privacy have been performed. The rest of the profile fields are more private in average after using the FPW.

D. Comparison with Facebook Standard Privacy Settings

Advocates of the concept 'privacy by default' argue that people do not tend to change the default settings. Following this argumentation, and taking the user's audience selection efforts into account, an interesting question is how the defaults should look like to be in line with the user's needs. We thus compare the default settings with the actual privacy settings.

The Facebook default settings consist of two visibility levels: public and friends. The heat map in Figure 10 shows a comparison of the standard settings with the condition before applying the changes with the new interface: 43.6% of all profile fields, which are shared with public according to the Facebook standard, are publicly accessible. 39.2% of these public fields have been changed to be accessible only by friends. 49.2% of the by default friend-visible profile fields are still friend-visible before using the FPW and 38.4% of profile of the latter are visible to just a subset of friends.

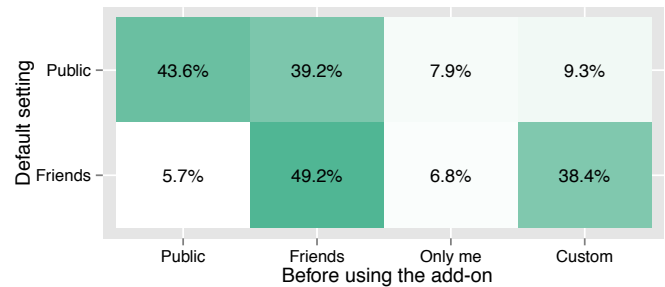


Fig. 10. Heat map that illustrates the privacy setting changes from Facebook standard (ordinate) to individual settings (abscissa) before using the new interface

Figure 11 illustrates the comparison of standard settings with the situation after using the FPW. In spite of many users changing profile settings, the cumulated amount of visible content does not change dramatically. 21.05% of the users used the plug-in to reduce the visibility of data objects in average by changing the standard settings. 10.44% changed the standard settings to the opposite direction. Our evaluation shows that the visibility of profile fields is still conform with the standard settings in many cases. 40.56% of the public fields are still unchanged after using the plug-in. That is also true for 49.93% of the fields which are friend-visible by default.

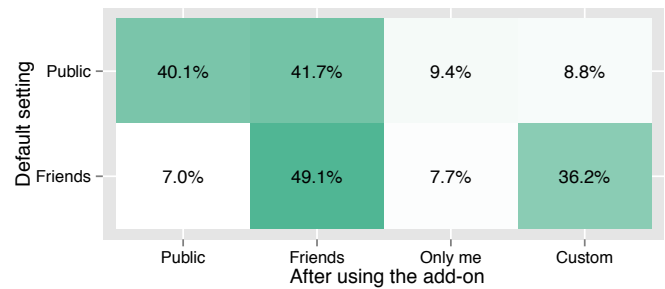


Fig. 11. Heat map that illustrates the privacy setting changes from Facebook standard (ordinate) to individual settings (abscissa) after using the new interface

V. COUNTRY-SPECIFIC PRIVACY EVALUATIONS

Since privacy preferences are depending on cultural backgrounds of users [10], we detail the global evaluations by comparing the actual privacy settings as well as the impact of the FPW with respect to the user’s country of origin. Due to space limitations, we abstain from including every single profile field and concentrate on the examples showing the strongest variations.

As a result of constraints in our dataset, the cross-country comparisons suffer from differences in sample sizes. We address this issue in the following evaluations by normalizing all data and comparing only fractions (proportions) and medians which are rather stable with respect to different sample sizes. Also, we only include samples which are big enough to be stable against outliers and only apply extremely conservative statistic testing. Since we used the same method for acquiring study participants in all countries, we assume a potential bias to equally occur amongst the considered countries. Hence, we assume the comparability of our samples from various countries to be valid. Germany is a special case since our university is well known and receives more attention and trust here.

A. Exposure and Visibility of Personal Data in Different Countries

FPW users from different countries have different sharing interests. This can be shown by comparing both: the information which is enclosed into the user profiles (filled fields) as well as privacy settings. Figure 12 shows the cumulated differences among the eight countries with feedback of more than 50 users. We cumulate all profile fields of all users in the respective country and compare the total proportions of content according to their visibility.

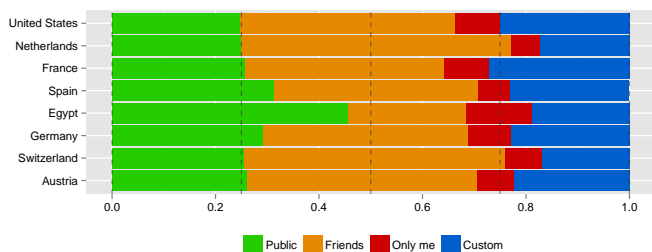


Fig. 12. Cumulated privacy settings in different countries; sample sizes can be found in Table 1

The most obvious result in our evaluation is that Egyptian users tend to share more information with the public than others. The latter also tend to hide the highest fraction of information (setting: ‘only me’) from anybody. Compared with the other seven countries, they tend to either publish content or not, rather than sharing with friends. We thus formulate the hypothesis that people in Egypt tend to use their Facebook profile as a tool to present themselves rather than to share content with their friends. Users from other Arabic countries seem to show a similar behavior, but the sample size is too

Country	Country	W	p-value	BH	Setting
Egypt	Austria	3926	0.00010	0.00131	Friends
Egypt	Switzerland	1613	0.00015	0.00131	Public
Egypt	Switzerland	2380.5	0.00010	0.00131	Friends
Egypt	France	1974.5	0.00080	0.00378	Public
Egypt	Netherlands	1800.5	0.00039	0.00221	Public
Egypt	Netherlands	484	0.00018	0.00131	Friends
Germany	USA	29431	0.00779	0.02726	Only me
France	Switzerland	752.5	0.00533	0.02133	Custom

TABLE IV

SUBSET OF SIGNIFICANT RESULTS OF THE PAIRWISE MANN–WHITNEY U TEST OF CUMULATED THE DATA IN FIGURE 12; W = TEST STATISTIC; BH = BENJAMINI & HOCHBERG CORRECTION FOR MULTIPLE COMPARISONS

small to provide meaningful results to include them into this paper.

French users include the highest fraction of content to their profiles which is visible for just a subset of their friends. FPW users from Germany and the USA show significant differences in hiding content from others (setting: ‘only me’). Many other differences can be seen (Figure 12), but they are not significant according to our extremely strict criteria.

We tested the significance of country-specific differences by applying the Mann–Whitney U-test (with continuity correction) on four distinct datasets. We compared (country pairwise on user granularity) the country-specific percentages of the user profile field visibility to be either ‘public’, ‘only friends’, ‘only me’ or ‘custom’. The Benjamini & Hochberg correction [4] has been applied to adjust p-values for multiple comparisons (28 pairwise comparisons). Table IV provides the results.

Country-specific content sharing differences can be even stronger realized by comparing the visibility of certain profile fields in different countries. We thus choose a sample of seven fields to explain the differences in Figures 13 till 18.

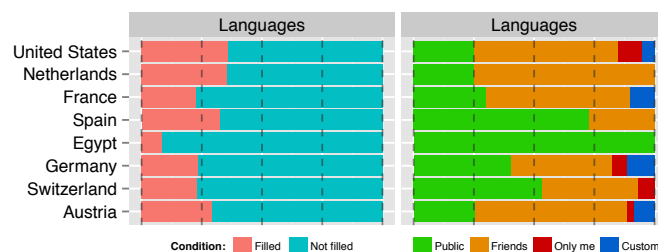


Fig. 13. Privacy settings of the field ‘languages’

Evaluating the languages field (Figure 13), we realized that Egyptian users do only rarely include the languages into their profiles. However, in case they do, they share this information with the public. This is a very different behavior, compared to other countries. We would thus suspect Egyptians not to speak other languages very often but in case they do, they seem to be very proud of it. Spanish users do share the information about their languages significantly more often than users from USA and Austria. That is less significant but still valid for Swiss users, too.

Another country-specific difference in sharing interest can

Country	Country	W	p-value	BH	Field
Egypt	Austria	213.5	0.00064	0.01352	Languages
Egypt	France	10.5	0.00702	0.01776	Languages
Egypt	Germany	4613	0.00324	0.01469	Languages
Egypt	Netherl.	10.5	0.00248	0.01469	Languages
Egypt	USA	17.5	0.00154	0.0143	Languages
Spain	Austria	289	0.00539	0.0151	Languages
Spain	USA	53	0.00970	0.0209	Languages
Egypt	Netherl.	343.5	0.00097	0.01352	Hometown
Egypt	Germany	20119	0.00357	0.01469	Religious V.
France	Egypt	399.5	0.00407	0.01469	Family
France	Germany	22835	0.00761	0.01776	Family
France	Netherl.	495	0.00499	0.01508	Family
France	Switzerl.	316.5	0.00420	0.01469	Family

TABLE V

SUBSET OF SIGNIFICANT RESULTS OF THE PAIRWISE MANN–WHITNEY U TEST OF NON-CUMULATED DATA; W = TEST STATISTIC; BH = BENJAMINI & HOCHBERG CORRECTION FOR MULTIPLE COMPARISONS

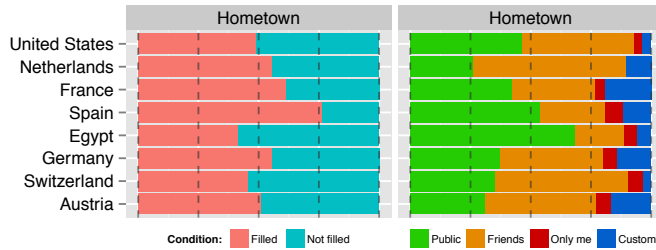


Fig. 14. Privacy settings of the field 'hometown'

be observed at the profile field 'Hometown' (Figure 14). Egyptian FPW users share the name of the hometown with a significantly higher probability with the public than FPW users from the Netherlands. However, the highest fraction of users who added the hometown to the user profile is from Spain.

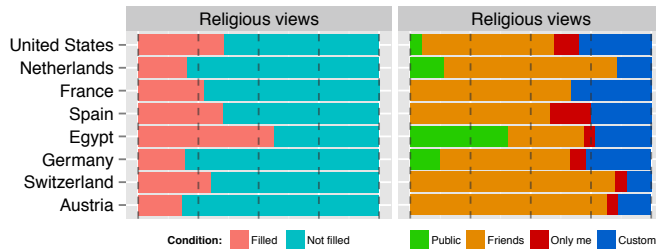


Fig. 15. Privacy settings of the field 'religious views'

The religious views (Figure 15) are less likely to be included in the Facebook profile of the FPW users than e.g. the hometown or the family status. Only among Egyptian users, a majority of people can be observed to add the religious views to the user profile in Facebook. Furthermore, the Egyptians form the group that publishes this information with the highest likelihood. This observation can be used to found the hypothesis that religious views and their public commitments are more important in Egypt than in the other countries that we consider in this paper.

Information about the family status (Figure 16) is very likely to be included into the profiles. The overwhelming fraction of

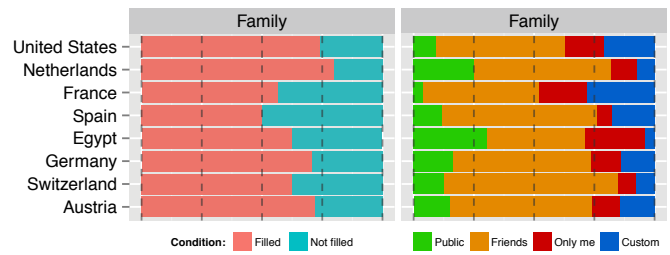


Fig. 16. Privacy settings of the field 'family'

users prefer to share this information only with friends. In comparison to others, French users tend to restrict access to this profile field. Remarkable is that this is the field which is hidden by the largest fraction of people.

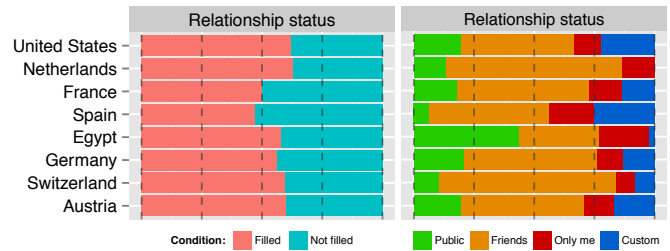


Fig. 17. Privacy settings of the field 'relationship status'

Comparing the visibility of the relationship status of Spanish and Egypt FPW users (Figure 17) is very interesting. Spanish FPW users are the subset with the lowest probability of filling and publishing the field 'relationship status'. With the highest probability compared to others, they share this information with only a selected subset of friends. In contrast, nearly half of the Egyptians publish their relationship status. At the same time, they are also the subset of FPW user with the highest likelihood to hide this bit of information.

The friend list (Figure 18) is the sole profile field in this evaluation which exists in every user profile without being empty. Users do not have the choice to upload a friend list or not: it is created automatically by adding friends. In case that users prefer not to share this information, their only chance is to hide the list by choosing the visibility setting 'only me'. Accordingly, the latter setting is very popular. This is especially true for the subset of Egypt FPW users.

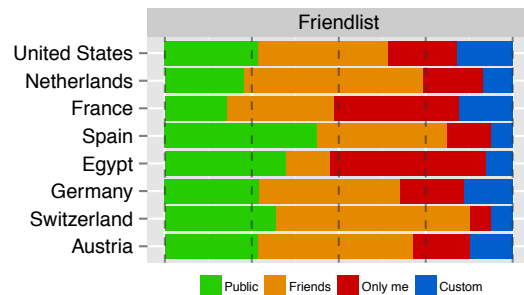


Fig. 18. Privacy settings of the field 'friend list'

B. Country-Specific Changes of Privacy Settings

In Section V-A, we elaborated the privacy settings in different countries and distinguished between different fields. The main finding was that users from different countries share different information with their friends or the public. Since all users are faced with the same default privacy settings while having different sharing desires, the necessity of changing the visibility settings to meet the own sharing desires thus also differs. In this section, we elaborate the change actions which have been performed with the help of the FPW with respect to the user’s country of origin.

In the remainder of this section, we distinguish among four subsets of users. The first subset, denoted *only less private*, consists of users who only changed visibility settings towards a higher visibility, e.g. from ‘friends’ to ‘public’ or from ‘only me’ to ‘friends’. The second subset consists of users who changed the visibility *less private*. That means the users perform changes in both directions but those changes which grant more access to profile fields prevail the others. Accordingly, we denote the third and the fourth subset *more private* and *only more private* were the third subset consists of users who mainly changed to a more private setting and the fourth subset of users who only restricted access to profile fields.

We ignored two subsets which could be built when following the previous logic: those users who did not change anything and those users who changed the privacy settings equally to both direction. The latter have been ignored since the subset contains many users who only tried our new interface and changed one field in both directions. The subset of users who did not change anything can hardly be evaluated since this subset contains those users who faced technical problems, thus unable to perform changes.

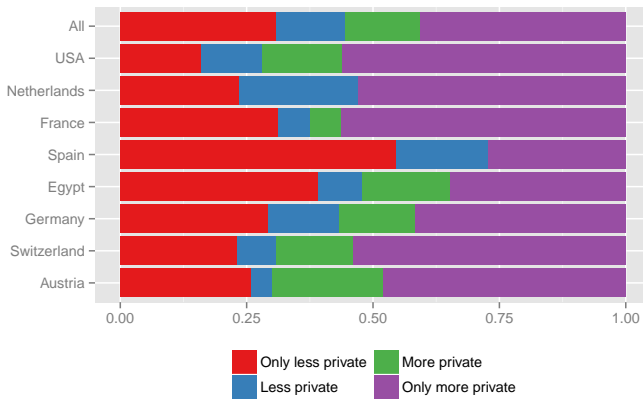


Fig. 19. Fractions of users grouped by change directions of actions with FPW

Figure 19 shows the distribution of the four clusters in our top eight countries. The relative cluster sizes are different amongst the mentioned countries and the majority of the FPW users changes the visibility of profile fields towards one of the two possible directions. Surprisingly, in spite of advertising the FPW as a tool to increase the privacy, the fraction of users

who only used the FPW to change the privacy settings to less private settings is relatively high (30.92% of the sum of the four clusters). In Spain, the latter is even higher than 50%. In total, the FPW caused less information to be accessible.

Comparing the privacy settings in Figure 12 and the change actions in Figure 19 draws a homogeneous picture: The two countries with the least conservative settings are those with the highest fraction of users in the cluster *only less private*. Switzerland and the Netherlands are at the opposite of the range in both illustrations.

VI. CHANGE DIRECTION CLUSTERS

The clear distinction of clusters in Figure 19 inspired us to evaluate the differences in the user profiles to examine implications of privacy preferences on profile properties. In Tables VI and VII, we compare the mean and median of the countable profile properties ‘Friends’, ‘Likes’, ‘Photos’, ‘Map Entries’ and ‘Notes’ with respect to clusters and countries.

Users in the cluster *only more private* have more friends (median) than others but less likes and less map entries. Users in the cluster *more private* still have more friends than those who used the FPW to increase the visibility of profile fields. Also notable is that users in the cluster *only less private* do not mind to tell Facebook their location by having more map entries. Notes are not very popular amongst our set of users. The mean of 19.87 in the *more private* cluster is a result of a fringe group of users having plenty of notes.

Table VII shows the mean and the median of the same set of countable profile properties as they can be found in Table VI. Obvious differences among country clusters are that Egyptian FPW users who sent us feedback have more friends and more likes than all others. The cluster of Dutch FPW users is the opposite extreme, having 18 times less likes (median) than Egyptian cluster. The Spanish users share 60 pictures, the German 2 (median).

Suddenly, comparing the differences amongst our four change direction clusters in Table VI exhibits notably smaller differences than comparing user profile differences amongst users from different countries in Table VII. All values in Table VI are very close to the values in the line ‘Germany’ in Table VII. The reason is that the majority of the FPW users in this study is German. It underlines the influence factor *country of origin* to dominate the *change direction*.

VII. SUMMARY AND CONCLUSION

In this paper, we presented the first large-scale study about content sharing and privacy preferences of Facebook users with special focus on country-specific characteristics. It is based on 9,292 feedbacks from 4,182 users in 102 countries. Our sample is neither complete nor a result of a random sampling process (Section III). Yet, the huge media attention from radio stations and daily newspapers, which address ordinary people, shows that the FPW was assumed to be interesting for their recipients. Furthermore, the fact that a very big fraction of users discloses more information instead

Cluster	Friends		Likes		Photos		Map entries		Notes	
	Mean	Median	Mean	Median	Mean	Median	Mean	Median	Mean	Median
Only more private	171.48	112	106.03	39	22.34	3	38.69	4	0.48	0
More private	163.64	107	131.69	49	19.16	3	46.95	4	19.87	0
Less private	177.11	88	142.58	49	28.81	2	49.87	7	1.86	0
Only less private	186.49	91	125.69	55	22.69	4	98.32	11	0.71	0

TABLE VI
PROFILE STATISTIC COMPARISON WITH RESPECT TO CHANGE DIRECTION CLUSTERS

Country	Friends		Likes		Photos		Map entries		Notes	
	Mean	Median	Mean	Median	Mean	Median	Mean	Median	Mean	Median
United States	201.41	115	156.47	73	45.64	8	24.68	4	1.93	0
Netherlands	111.63	90	33.50	10	17.70	8	47.73	21	0.03	0
France	267.81	112	129.22	44	47.78	10	82.63	5	30.86	0
Spain	148.78	117	127.97	23	98.37	60	102.05	7	2.94	0
Egypt	331.86	150	455.70	181	61.86	17	25.29	2	7.93	8
Germany	154.54	93	102.22	35	15.38	2	45.61	4	0.52	0
Switzerland	225.52	131	185.41	40	28.30	6	67.48	9	50.58	0
Austria	275.83	193	171.46	96	36.55	16	108.91	5	1.60	0

TABLE VII
PROFILE STATISTIC COMPARISON WITH RESPECT TO COUNTRIES

of hiding it with the FPW is a strong evidence that it is not used by a fringe group of privacy savvy people.

In contrast to related work in the field of privacy preferences, we collect our data on the users' clients and evaluate the behavior from real users who perform audience selection on their own user profiles for their own reasons. However, even the evaluation of the actual privacy settings is only a rough estimation of the sharing preferences that suffers from two imprecisions: (i) Many users are unable to properly choose their audience with Facebook's privacy setting interface, and (ii) the sharing preferences exhibit a vast diversity depending on the user's country of origin.

To overcome those imprecisions, we evaluated changes that have been made using color-coding based privacy controls. In a previous study, the latter have been demonstrated to be usable, intuitive and effective to drastically reduce errors and efforts in selecting the audience [19].

We further elaborated the country-specific differences in both the privacy settings as well as the privacy change actions. Additionally, a cluster analysis highlights the relation between the impact of the FPW on users' audience selection decisions and their countable profile properties.

When creating an account in Facebook, it is obligatory to reveal information about gender, e-mail and birthday while creating an account on Facebook. However, our results indicate that the majority of FPW users sufficiently trusts Facebook to confide personal information such as family status, current city, hometown, employer and school. Contrariwise, only a minority of FPW users includes information on skills, addresses or political views into their profiles.

The most popular audience selection strategy is to allow

all friends to access a certain bit of information, followed by publishing it and disclosing it to only a subset of friends. The setting 'only me' is the least popular setting. Beside unpopular features such as subscriptions and websites, the current city, the hometown, languages and the employees are the most frequently published bits. Only very few FPW users publish their e-mail address, instant messenger ID and their birthday, but the majority shares these bits with their friends. The friend list is a divisive issue amongst users to decide about its audience. Being published by more than one third of all FPW users, the friend list is the profile field that the second largest fraction of users is hiding (setting 'only me').

Introducing the comprehensible color-coding interface of the FPW impacts the audience selection of users. In spite of the FPW being advertised as a privacy tool, users disclose selected bits of information to the public and to the complete set of friends. Users mainly change the privacy settings for timeline entries, the friend list and the profile field 'employer'. While the visibility of the timeline entries and the field employer are roughly equally switched to more and less restrictive privacy settings, the friend list setting was preferred to be more restrictive by 83% of our participants. The total amount of content which is visible to Facebook users does not dramatically decrease after introducing a comprehensible visualization of privacy controls, but the composition of the visible content changes. This indicates that the usability of Facebook's privacy setting interface can be improved by using color codings.

Which information is uploaded to Facebook as well as which information is shared with whom is strongly depending on the user's country of origin. A perspicuous example is that

less than 22% of the German FPW users shared their religious views on Facebook while the majority of Egyptian FPW users included their religious views into their user profiles. The visibility is chosen accordingly. Thus, global default privacy settings cannot meet the sharing interests of all users since the sharing interests show country-specific as well as person-specific differences.

Authors of alternative OSN architectures argue that fine-grained access control is an important feature to improve privacy in OSNs [9], [20], [5]. However, our FPW users tend to remove group settings and individual access rules to achieve a lower complexity of access rules. We construe this fact to express user's favor for simplicity and thus encourage privacy interface designers to focus on simplicity rather than on a rich set of functionality.

VIII. ACKNOWLEDGEMENTS

This work has been co-funded by the German Research Foundation (DFG) in the Collaborative Research Center (SFB) 1053 'MAKI – Multi-Mechanisms-Adaptation for the Future Internet.

REFERENCES

- [1] Facebook Privacy Watcher at [www.masrawy.com](http://www.masrawy.com/news/Technology/General/2012/October/31/5420245.aspx). <http://www.masrawy.com/news/Technology/General/2012/October/31/5420245.aspx>. Accessed: 2015-03-06.
- [2] Google CEO Eric Schmidt Dismisses Privacy. <https://www.eff.org/deeplinks/2009/12/google-ceo-eric-schmidt-dismisses-privacy>. Accessed: 2014-11-09.
- [3] Privacy no longer a social norm, says Facebook founder. <http://www.theguardian.com/technology/2010/jan/11/facebook-privacy>. Accessed: 2014-11-09.
- [4] Yoav Benjamini and Yosef Hochberg. Controlling the false discovery rate: a practical and powerful approach to multiple testing. *Journal of the Royal Statistical Society. Series B (Methodological)*, 1995.
- [5] Barbara Carminati, Elena Ferrari, Raymond Heatherly, Murat Kantarcioglu, and Bhavani Thuraisingham. A semantic web based framework for social network access control. In *SACMAT*, 2009.
- [6] Barbara Carminati, Elena Ferrari, and Andrea Perego. Rule-based access control for social networks. In *OTM Workshops*, 2006.
- [7] Lujun Fang, Heedo Kim, Kristen LeFevre, and Aaron Tami. A privacy recommendation wizard for users of social networking sites. *CCS*, 2010.
- [8] Ralph Gross and Alessandro Acquisti. Information revelation and privacy in online social networks. *WPES*, 2005.
- [9] Sonia Jahid, P Mittal, and Nikita Borisov. EASiER: encryption-based access control in social networks with efficient revocation. In *ASIACCS*, 2011.
- [10] John Rose and Christine Barton and Robert Souza and James Platt. Data Privacy by the Numbers. https://www.bcgperspectives.com/content/Slideshow/information_technology_strategy_digital_economy_data_privacy_by_the_numbers/#ad-image-3. Accessed: 2015-03-06.
- [11] Maritza Johnson, Serge Egelman, and Steven M Bellovin. Facebook and privacy: it's complicated. In *SOUPS*, 2012.
- [12] Balachander Krishnamurthy and Craig E Wills. Characterizing privacy in online social networks. In *WOSN*, 2008.
- [13] Jack Lindamood, Raymond Heatherly, Murat Kantarcioglu, and Bhavani Thuraisingham. Inferring private information using social network data. In *WWW*, 2009.
- [14] Heather Richter Lipford, Andrew Besmer, and Jason Watson. Understanding privacy settings in facebook with an audience view. In *UPSEC*, 2008.
- [15] Yabing Liu, Krishna P Gummadi, Balachander Krishnamurthy, and Alan Mislove. Analyzing facebook privacy settings: user expectations vs. reality. In *IMC*, 2011.
- [16] Michelle Madejski, Maritza Johnson, and S.M. Bellovin. The Failure of Online Social Network Privacy Settings. Technical report, CUCS-010-11, Columbia University.
- [17] Alessandra Mazza, Kristen LeFevre, and Eytan Adar. The pviz comprehension tool for social network privacy settings. In *SOUPS*, 2012.
- [18] Mainack Mondal, Yabing Liu, Bimal Viswanath, Krishna P Gummadi, and Alan Mislove. Understanding and specifying social access control lists. In *SOUPS*, 2014.
- [19] Thomas Paul, Martin Stopczynski, Daniel Puscher, Melanie Volkamer, and Thorsten Strufe. C4PS - helping Facebookers manage their privacy settings. In *SocInfo*, 2012.
- [20] Andrew Simpson. On the need for user-defined fine-grained access control policies for social networking applications. In *Workshop on Security in Opportunistic and SOCial networks*. ACM, 2008.
- [21] Stephen Wolfram. Data Science of the Facebook World. <http://blog.stephenwolfram.com/2013/04/data-science-of-the-facebook-world/>. Accessed: 2015-03-06.
- [22] Fred Stutzman, Ralph Gross, and Alessandro Acquisti. Silent listeners: The evolution of privacy and disclosure on facebook. *Journal of Privacy and Confidentiality*, 2013.
- [23] Johan Ugander, Brian Karrer, Lars Backstrom, and Cameron Marlow. The anatomy of the facebook social graph. *CoRR*, 2011.