

Coexisting Success Probability and Throughput of Multi-RAT Wireless Networks with Unlicensed Band Access

Xu Ding, Chun-Hung Liu, Li-Chun Wang and Xiaohui Zhao

Abstract—In this letter, the coexisting success probability and throughput of a wireless network consisting of multiple subnetworks of different radio access technologies (RATs) is investigated. The coexisting success probability that is defined as the average of all success probabilities of all subnetworks is found in closed-form and it will be shown to have the concavity over the number of channels in the unlicensed band. The optimal deployment densities of all different RATs access points (APs) that maximize the coexisting success probability are shown to exist and can be found under the derived constraint on network parameters. The coexisting throughput is defined as the per-channel sum of all spectrum efficiencies of all subnetworks and numerical results show that it is significantly higher than the throughput of the unlicensed band only accessed by WiFi APs.

Index Terms—Coexistence, success probability, unlicensed band, Poisson point process, Martén hard-core point process

I. INTRODUCTION

With the proliferation of wireless smart handsets, cellular data traffic is expected to considerably grow to meet huge and different throughput demands entailed by versatile networking services. To make cellular networks jump over the high throughput hurdle due to limited licensed spectrum (band), deploying small cells with unlicensed band access is a promising mean of mitigating the spectrum crunch crisis. However, when small cells extend their services to the unlicensed band, how to mitigate or even eliminate interfering between small cells and the existing unlicensed access points (APs) (such as WiFi APs) is extremely pivotal since it is the root of reaching the well-coexisting goal of a wireless network with multiple radio access technologies (RATs) [1].

The most important and fundamental issue that intrinsically exists in a wireless network consisting of multiple subnetworks of different RATs is the coexistence performance between these subnetworks. Specifically, the success probability (i.e., the counterpart of outage probability) and throughput of all the coexisting subnetworks are the two most important performance metrics that need to be first investigated since they can indicate whether or not coexistence essentially benefits the entire network. To simply and thoroughly delve the success probability and throughput performances in the multi-RAT network, the concept of coexisting success probability is first proposed in this letter for the small cell and WiFi subnetworks with unlicensed band access. The success (or outage) probabilities studied in all prior works are only for single-RAT cellular networks (typically see [2]) so that their

results cannot completely characterize the success probability of a multi-RAT network.

Under the assumption that all APs use the carrier-sense-multiple access (CSMA) protocol to access all channels in the unlicensed band, our first contribution is to find the closed-form expression for the success probabilities of the two subnetworks and use them to characterize the coexisting success probability that is essentially the arithmetic average of all the success probabilities. To the best of our knowledge, the coexisting success probability is first proposed in this work. Our second contribution is to theoretically show that there exists an optimal ratio of the small cell density to the WiFi density that maximizes the coexisting success probability if the derived constraint on network parameters holds. Finally, the coexisting throughput that is the per-channel sum of all spectrum efficiencies of all subnetworks is proposed and numerical results show that it is significantly higher than the throughput of the unlicensed band only accessed by WiFi APs.

II. NETWORK MODEL AND ASSUMPTIONS

Consider a large-scale wireless network in which there coexist two subnetworks of different RATs: one is a small cell (cellular) network and the other is a WiFi network. In the subnetwork of RAT “ r ”, all access points (APs) form a marked homogeneous Poisson point process (PPP) of density λ_r denoted by

$$\Phi_r \triangleq \{(A_{r,i}, H_{r,i}, P_r) : A_{r,i} \in \mathbb{R}^2, P_r, H_{r,i} \in \mathbb{R}_+\}, \quad (1)$$

where $\forall i \in \mathbb{N}_+$, $r \in \mathcal{R} \triangleq \{s, w\}$ in which “ s ” denotes the small cell subnetwork and “ w ” stands for the WiFi subnetwork, P_r is the transmit power of all RAT- r APs. All $H_{r,i}$ ’s characterize the fading and/or shadowing channel power gains in the downlink between access points and their serving users and they are independent and identically distributed (i.i.d.) random variables with unit mean for all i and $r \in \mathcal{R}$. Note that the APs of the RAT- r subnetwork only provide service to the users in the same RAT- r subnetwork, e.g., small cell (WiFi) users only connect to small cell (WiFi) APs and cannot connect to WiFi (small cell) APs.

Assume there are m channels in the unlicensed band available for all WiFi and small cell APs. All WiFi and small cell APs only try to access one of the m channels by using the CSMA protocol¹. In this CSMA protocol, each AP has

¹According to the recent 3GPP standard proposal, small cell APs are suggested to use the Listen-Before-Talk (LBT) protocol to access the channel in the unlicensed band. Since the idea of LBT is very similar to CSMA, here we assume small cell APs, like WiFi APs, also use CSMA to access the unlicensed band channels in order to simplify the channel access model and analysis.

Xu Ding and Xiaohui Zhao are with the Department of Communication Engineering, Jilin University, Changchun China. C.-H. Liu and L.-C. Wang are with the Department of Electrical and Computer Engineering, National Chiao Tung University, Hsinchu Taiwan. The contact author is Dr. Liu (Email: chungliu@nctu.edu.tw). Manuscript date: September 10, 2018.

a circular sensing area in which it has to contend a channel with any other APs in this sensing area. If there are multiple channels available in the sensing area of an AP, the AP just equally likely accesses only one of them. Thus, each AP can retain a transmission opportunity if there is at least one channel available in its sensing area. Once APs grant a channel, they transmit immediately in the next transmitting time slot since we assume all APs always have data to transmit. The transmission probability of a WiFi or a small cell AP is shown in the following lemma.

Lemma 1: Assume every AP belonging to the RAT-r subnetwork is able to detect the sensing/transmitting behaviors of all other APs within its circular sensing area of radius R_r . The transmitting (retaining) probability of a AP is given by

$$\eta_r = 1 - \left\{ 1 - \frac{[1 - \exp(-\pi R_r^2 \sum_{r \in \mathcal{R}} \lambda_r/m)]}{\pi R_r^2 \sum_{r \in \mathcal{R}} \lambda_r/m} \right\}^m. \quad (2)$$

Proof: Since the sensing area of an RAT-r AP is πR_r^2 , the average number of all different RAT APs in this area is $\pi R_r^2 \sum_{r \in \mathcal{R}} \lambda_r$. According to [3], the probability that an RAT-r AP can access one of the m channels is $p(m) = (1 - e^{-\pi R_r^2 \sum_{r \in \mathcal{R}} \lambda_r/m}) / (\pi R_r^2 \sum_{r \in \mathcal{R}} \lambda_r/m)$ if each AP tries to access one of the m channels with equal probability. Hence, the probability that an RAT-r AP cannot access all m channels is $[1 - p(m)]^m$, which obviously indicates the probability that the AP can access at least one channel is $1 - [1 - p(m)]^m$ that is exactly equal to η_r in (2). ■

Due to the CSMA protocol, the resulting transmitting RAT-r APs form a Matérn HCPP of density $\eta_r \lambda_r$ and theoretically the probability generating functional of a PPP cannot be applied to them because of the spacial correlation between them [3], [4]. This exasperates the analysis of some performance metrics, such as success probability, average link rate, etc. Nonetheless, for the tractability of analysis we assume all transmitting RAT-r APs still form a homogeneous thinning PPP of density $\lambda_r \eta_r$. Such an assumption is actually very accurate and valid when λ_r is not large.

III. ANALYSIS OF COEXISTING SUCCESS PROBABILITY

Provided that every user belonging to the RAT-r subnetwork associates with an AP, its success probability based on its location at the origin for a particular channel is defined by

$$\rho_r(\theta_r) \triangleq \mathbb{P} \left[\frac{H_r P_r \|A_{r,0}\|^{-\alpha}}{\sum_{t \in \mathcal{R}} I_t} \geq \theta_r \right], \quad r \in \mathcal{R}, \quad (3)$$

where $\|X - Y\|$ denotes the Euclidean distance between two nodes X and Y , $\alpha > 2$ is the path loss exponent, $A_{r,0}$ is the associated AP of the user, $\theta_r > 0$ is the signal-to-interference ratio (SIR) threshold for successful decoding, and I_t is the interference from the RAT-t subnetwork given by

$$I_t = \begin{cases} \sum_{A_{r,i} \in \tilde{\Phi}_r \setminus A_{r,0}} P_r G_{r,i} \|A_{r,i}\|^{-\alpha}, & \text{if } t = r \\ \sum_{A_{r,i} \in \tilde{\Phi}_r} P_r G_{r,i} \|A_{r,i}\|^{-\alpha}, & \text{otherwise} \end{cases},$$

where $\tilde{\Phi}_r \subset \Phi_r$ denotes the set of the transmitting APs using the particular channel in set Φ_r and its density is $\eta_r \lambda_r/m$, G_r 's represent the i.i.d. interference channel gains due to fading and/or shadowing and they have the same distribution as H_i 's.

The success probability in (3) depends on how a user associates with its AP. The following theorem renders an explicit result of ρ_r for nearest AP association² and Rayleigh-fading in communication channels.

Theorem 1: If all users belonging to the RAT-r subnetwork associate with their nearest AP and their communication channels undergo Rayleigh fading, the success probability in (3) is

$$\rho_r = \left\{ 1 + \frac{\theta_r^{\frac{2}{\alpha}}}{m} \left[\tau_\alpha \sum_{t \in \mathcal{R}} \frac{\eta_t \lambda_t}{\eta_r \lambda_r} \left(\frac{P_t}{P_r} \right)^{\frac{2}{\alpha}} - \ell(\theta_r) \right] \right\}^{-1}, \quad (4)$$

where η_t is the transmitting probability of an RAT-t AP, $\ell(x) \triangleq \int_0^{x^{-\frac{2}{\alpha}}} (1 - \mathcal{L}_G(t^{-\frac{\alpha}{2}})) dt$, $\mathcal{L}_Z(s) \triangleq \mathbb{E}[e^{-sG}]$ is the Laplace transform of random variable Z and $\tau_\alpha \triangleq \Gamma(1 - \frac{2}{\alpha}) \mathbb{E}[G^{\frac{2}{\alpha}}]$. Furthermore, if all interference channels also undergo Rayleigh, $\ell(x) = \int_0^{x^{-\frac{2}{\alpha}}} \frac{dt}{1+t^{\frac{\alpha}{2}}}$ and $\tau_\alpha = \Gamma(1 - \frac{2}{\alpha}) \Gamma(1 + \frac{2}{\alpha}) = 2\pi \csc(2\pi/\alpha)/\alpha$.

Proof: Since the interferences from different RATs are independent and H_r is exponentially distributed with unit mean, the success probability in (3) can be rewritten as

$$\rho_r = \mathbb{E}_{D_r} \left\{ \prod_{t \in \mathcal{R}} \mathbb{E}_{I_t} \left[e^{-\theta_r D_r^\alpha I_t / P_r} \middle| D_r \right] \right\}, \quad (5)$$

where D_r denotes $\|A_{r,0}\|$. If $r \neq t$, D_r and I_t are independent and following the outage probability results in [5], [6] gives

$$\mathbb{E} \left[e^{-\theta_r D_r^\alpha I_t / P_r} \middle| D_r \right] = \exp \left(-\pi D_r^2 \theta_r^{\frac{2}{\alpha}} \tau_\alpha \eta_t \frac{\lambda_t}{m} \left(\frac{P_t}{P_r} \right)^{\frac{2}{\alpha}} \right).$$

However, if $r = t$, D_r and I_t are no longer independent and using the result in [7] for a given $D_r = x$ leads to

$$\begin{aligned} \mathbb{E} \left[e^{-\theta_r x^\alpha I_r / P_r} \right] &= \mathbb{E} \left[\exp \left(-\theta_r \sum_{A_{r,i} \in \Phi_r \setminus A_{r,0}} \left(\frac{x^2 G_{r,i}^{\frac{2}{\alpha}}}{\|A_{r,i}\|^2} \right)^{\frac{\alpha}{2}} \right) \right] \\ &= \mathbb{E} \left[\exp \left(-\theta_r \sum_{A_{r,i} \in \Phi_r \setminus A_{r,0}} \frac{x^\alpha G_{r,i}}{(x^2 + \|A_{r,i}\|^2)^{\frac{\alpha}{2}}} \right) \right] \\ &= \exp \left(-\pi \eta_r \lambda_r x^2 \theta_r^{\frac{2}{\alpha}} [\tau_\alpha - \ell(\theta_r)] / m \right). \end{aligned}$$

Then substituting the two above results into (5) yields

$$\rho_r = \mathbb{E}_{D_r} \left[e^{-\pi \eta_r \frac{\lambda_r}{m} D_r^2 \theta_r^{\frac{2}{\alpha}} \left(\tau_\alpha \sum_{t \in \mathcal{R}} \frac{\eta_t \lambda_t}{\eta_r \lambda_r} \left(\frac{P_t}{P_r} \right)^{\frac{2}{\alpha}} - \ell(\theta_r) \right)} \right].$$

Since $A_{r,0}$ is the nearest AP of the user using RAT r , the pdf of D_r^2 is $f_{D_r^2}(x) = \pi \eta_r \lambda_r e^{-\pi \eta_r \lambda_r x}$ and using it to calculate ρ_r in above results in (4). Finally, if all interference channels also undergo Rayleigh fading, G is an exponential random variable with unit mean and variance and thus $\ell(x)$ and τ_α can be further explicitly found. ■

²The reason that the nearest AP association scheme is considered in this paper is two-fold. First, it is more suitable for WiFi and small cell users whose channels are usually static and do not change too much along time. Second, it makes the derivation of the success probability much tractable.

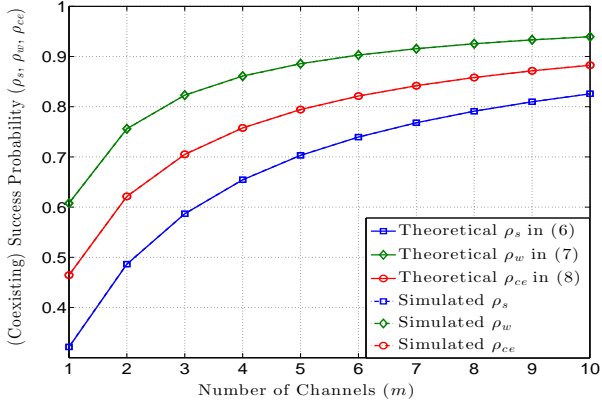


Fig. 1. Simulation results of the success and coexisting success probabilities for different numbers of channels. The RAT-r APs are assumed as a homogeneous PPP of density $\eta_r \lambda_r$ in the network with Rayleigh fading and simulation parameters $\alpha = 4$, $\lambda_s = 10^{-4}$ small cell APs/m², $\frac{\lambda_w}{\lambda_s} = 3$, $P_s = 1w$, $P_w = 0.5w$, $R_w = 30m$, $R_s = 50m$, $\theta_s = \theta_w = 0.5$.

According to Theorem 1, specifically the success probabilities for small cell and WiFi APs can be inferred and explicitly given as follows

$$\rho_s = \left\{ 1 + \frac{\theta_s^{\frac{2}{\alpha}}}{m} \left[\tau_\alpha \left(1 + \frac{\eta_w \lambda_w}{\eta_s \lambda_s} \left(\frac{P_w}{P_s} \right)^{\frac{2}{\alpha}} \right) - \ell(\theta_s) \right] \right\}^{-1}, \quad (6)$$

$$\rho_w = \left\{ 1 + \frac{\theta_w^{\frac{2}{\alpha}}}{m} \left[\tau_\alpha \left(1 + \frac{\eta_s \lambda_s}{\eta_w \lambda_w} \left(\frac{P_s}{P_w} \right)^{\frac{2}{\alpha}} \right) - \ell(\theta_w) \right] \right\}^{-1}. \quad (7)$$

To evaluate the coexisting success performance of the multi-RAT wireless network, the following **coexisting success probability** is proposed:

$$\rho_{ce} \triangleq \frac{1}{|\mathcal{R}|} \sum_{r \in \mathcal{R}} \rho_r, \quad (8)$$

where $|\mathcal{R}|$ represents the cardinality of set \mathcal{R} , i.e., the number of different RAT subnetworks. The coexisting success probability is essentially defined as the arithmetic average of all success probabilities in the network.

As shown in (2), the transmitting (retaining) probability η_r is a monotonically increasing function of m and $\lim_{m \rightarrow \infty} \eta_r = 1$, which makes the coexisting success probability ρ_{ce} also monotonically and concavely increases to one as m goes to infinity, as shown in the following theorem.

Theorem 2: For a given set of the deployment densities of all APs, the coexisting success probability ρ_{ce} in (8) is a monotonically increasing and concave function of the channel number m so that it increases up to one as m goes to infinity.

Proof: Without loss of generality, the success probabilities ρ_s and ρ_w can be equivalently expressed as follows

$$\rho_s = \frac{m}{m + a_s \eta_w / \eta_s + b_s} \quad \text{and} \quad \rho_w = \frac{m}{m + a_w \eta_s / \eta_w + b_w},$$

where a_r 's and b_r 's are pertaining to λ_r , θ_r , P_r and α for $r \in \mathcal{R}$. Since we can show $\frac{d\rho_r}{dm} > 0$ for all m and $r \in \mathcal{R}$ and we know $\rho_s, \rho_w \rightarrow 1$ as $m \rightarrow \infty$, ρ_s and ρ_w are a monotonically increasing and concave function of m . As a result, ρ_{ce} is also a monotonically increasing and concave function of m since

it is a linear combination of ρ_w and ρ_s . Obviously, ρ_{ce} also increases to one as m goes to infinity. ■

To illustrate the result of Theorem 2, the simulation and theoretical results of the success and coexisting success probabilities for different values of m in a network with area 1 km² and other parameters are shown in Fig. 1. As expected, both of the success and coexisting success probabilities are a monotonically increasing and concave function of m . More importantly, the simulated results verify the validity of the theoretical results in (6), (7) and (8). In addition, the coexisting success probability can be optimized by selecting appropriate densities of APs. The following theorem shows the fundamental constraints on the network parameters for achieving the optimality of the coexisting success probability with appropriate AP densities.

Theorem 3: For a given channel number m , the coexisting success probability ρ_{ce} in (8) can be maximized if the following inequality holds

$$\min \{c_w, c_s\} > \frac{(\theta_s \theta_w)^{\frac{1}{\alpha}} \tau_\alpha}{m}, \quad (9)$$

where $c_r \triangleq 1 + \theta_r^{\frac{2}{\alpha}} [\tau_\alpha - \ell(\theta_r)] / m$, $\forall r \in \mathcal{R}$, and the optimal density ratio of $\eta_s \lambda_s$ to $\eta_w \lambda_w$ is equal to

$$\left(\frac{\eta_s \lambda_s}{\eta_w \lambda_w} \right)^* = \left(\frac{\sqrt{\theta_s} P_w}{\sqrt{\theta_w} P_s} \right)^{\frac{2}{\alpha}} \left(\frac{m c_w - \tau_\alpha (\theta_s \theta_w)^{\frac{1}{\alpha}}}{m c_s - \tau_\alpha (\theta_s \theta_w)^{\frac{1}{\alpha}}} \right). \quad (10)$$

For the special case of $\theta_r = \theta$ for all $r \in \mathcal{R}$, the constraint (9) always holds for all $\theta > 0$ and (10) reduces to

$$\left(\frac{\eta_s \lambda_s}{\eta_w \lambda_w} \right)^* = \left(\frac{P_w}{P_s} \right)^{\frac{2}{\alpha}}. \quad (11)$$

Proof: Using the definition of c_r , the coexisting success probability ρ_{ce} in (8) can be concisely written as

$$\rho_{ce}(y) = \frac{y/2}{c_s y + d_s} + \frac{1/2}{c_w + d_w y} = \frac{1}{2c_s} \frac{d_s/2c_s^2}{y + d_s/c_s} + \frac{1/2d_w}{y + c_w/d_w},$$

where $y \triangleq (\frac{\eta_s \lambda_s}{\eta_w \lambda_w}) (\frac{P_s}{P_w})^{\frac{2}{\alpha}}$, $d_s \triangleq \frac{\tau_\alpha \theta_s^{\frac{2}{\alpha}}}{m}$ and $d_w \triangleq \frac{\tau_\alpha \theta_w^{\frac{2}{\alpha}}}{m}$. Its n th derivative w.r.t. y is found as

$$\rho_{ce}^{(n)}(y) = \frac{(-1)^{n+1} d_s n!}{2c_s^2 (y + d_s/c_s)^{n+1}} + \frac{(-1)^n n!}{2d_w (y + c_w/d_w)^{n+1}}.$$

Hence, the set $\{y \in \mathbb{R}_{++} : \rho_{ce}^{(1)}(y) = 0, \rho_{ce}^{(2)}(y) < 0\}$ is not empty provided that $c_s^2 > d_w d_s$, $c_w^2 > d_w d_s$ and $\sqrt{c_s} c_w^{\frac{3}{2}} > d_w d_s$ hold (i.e. the constraint in (9) holds). The optimal value of y can be solved from $\rho_{ce}^{(1)}(y) = 0$ under condition (9), which generates the result in (10). Also, in the case of $\theta_r = \theta$ for all $r \in \mathcal{R}$, the inequality in (9) reduces to $m > \ell(\theta)$, which is always valid since $m \geq 1$ and $\ell(\theta) < 1$ for all $\theta > 0$, and the result in (11) can be obtained by substituting c_r 's and d_r 's with $\theta_r = \theta$ into (10). This completes the proof. ■

The inequality constraint in (9) provides us some insights into the design of the network parameters including the number of channels, deployment densities and SIR thresholds such that there exists a set of deployment densities to maximize the coexisting success probability. The simulation and theoretical results of the coexisting success probability for

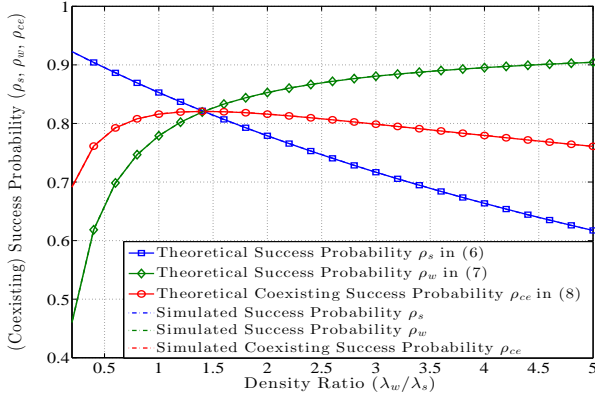


Fig. 2. Simulation results of the success and coexisting success probabilities for different ratios of λ_w to λ_s . The RAT-r APs are assumed as a homogeneous PPP of density $\eta_r \lambda_r$ in the network with Rayleigh fading and the following simulation parameters: network area 1 km^2 , $\alpha = 4$, $\lambda_s = 10^{-4}$ small cell APs/m², $m = 5$, $P_s = 1\text{w}$, $P_w = 0.5\text{w}$, $R_w = 30\text{m}$, $R_s = 50\text{m}$, $\theta_s = \theta_w = 0.5$.

different density ratios and some given network parameters are illustrated in Fig. 2. Since $\theta_s = \theta_w = \theta = 0.5$, the constraint (9) is always true for all $\theta > 0$ and the optimal ratio of λ_w to λ_s for the simulation network parameters can be numerically found as $(\frac{\lambda_w}{\lambda_s})^* = 1.4$ by using (11) with $\lambda_s = 10^{-4}$, which coincides with the simulation result in Fig. 2. Hence, there indeed exists (at least) one pair of densities λ_s and λ_w that maximizes ρ_{ce} .

IV. COEXISTING THROUGHPUT AND ITS OPTIMALITY

According to the definition of the coexisting success probability, in a multi-RAT wireless network with m channels the following **coexisting throughput** (bps/Hz/channel) is proposed and defined as

$$\begin{aligned} C_{ce} &\triangleq \frac{1}{m} \sum_{r \in \mathcal{R}} \mathbb{E} \left[\log_2 \left(1 + \frac{H_r P_r \|A_{r,0}\|^{-\alpha}}{\sum_{t \in \mathcal{R}} I_t} \right) \right] \\ &= \frac{1}{m} \sum_{r \in \mathcal{R}} \int_0^\infty \rho_r (2^x - 1) dx, \end{aligned} \quad (12)$$

where the last equality is due to $\mathbb{E}[\log_2(1 + X)] = \int_0^\infty \mathbb{P}[\log_2(1 + X) \geq x] dx = \int_0^\infty \mathbb{P}[X \geq 2^x - 1] dx$ and using ρ_r in (3). Essentially, C_{ce} is the per-channel sum of the spectrum efficiencies of all different RAT subnetworks.

According to Theorems 2 and 3, we can infer that the coexisting throughput C_{ce} can be jointly optimized over channel number m and density ratio $\frac{\lambda_w}{\lambda_s}$ as well. However, its optimal results are analytically intractable. Nevertheless, Fig. 3 shows the simulation results of the small cell, WiFi and coexisting throughputs for a fixed m and it verifies the optimality of C_{ce} over density ratio $\frac{\lambda_w}{\lambda_s}$. As shown in the figure, the “WiFi” only throughput, i.e., the throughput of the unlicensed band only accessed by WiFi APs, is a constant around 0.689 (bps/Hz/channel), whereas coexisting throughput C_{ce} is between 0.8 and 0.85. Thus, the throughput gain due to coexistence in the unlicensed band for the network is around 22%. Most importantly, there indeed exists an optimal

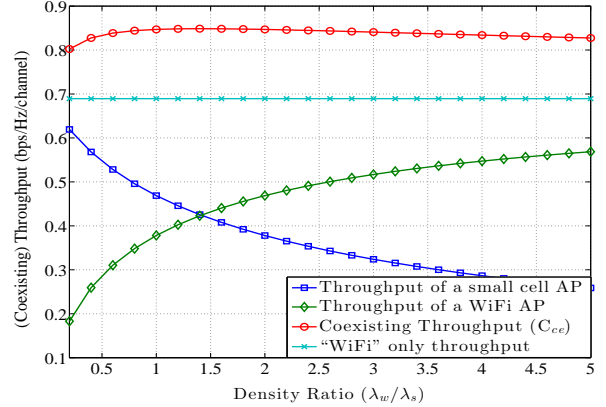


Fig. 3. Simulation results of the coexisting throughput and different RAT throughputs. The RAT-r APs are assumed as a homogeneous PPP of density $\eta_r \lambda_r$ in the network with Rayleigh fading and the following simulation parameters: network area 1 km^2 , $\alpha = 4$, $\lambda_s = 10^{-4}$ small cell APs/m², $m = 5$, $P_s = 1\text{w}$, $P_w = 0.5\text{w}$, $R_w = 30\text{m}$, $R_s = 50\text{m}$, $\theta_s = \theta_w = 0.5$.

density ratio $(\frac{\lambda_w}{\lambda_s})^* \approx 1.45$ that maximizes C_{ce} and achieves about 30% throughput gain, which is a fairly significant improvement in throughput.

V. CONCLUSION

The coexisting success probability is first investigated for a wireless network specifically consisting of two WiFi and small cell subnetworks. For given deployment densities, it is a monotonically increasing and concave function of the number of channels, whereas the optimal ratio of the AP densities maximizing it is shown to exist and found for a given number of channels if the AP densities satisfy the derived constraint on the network parameters. The coexisting throughput characterized by the sum of all the spectrum efficiencies of all subnetworks is proposed and numerical results show that it is significantly larger than the throughput of the unlicensed band accessed only by WiFi APs and can be jointly maximized over the AP densities as well as the number of channels.

REFERENCES

- [1] H. Zhang, X. Chu, W. Guo, and S. Wang, “Coexistence of Wi-Fi and heterogeneous small cell networks sharing unlicensed spectrum,” *IEEE Commun. Mag.*, vol. 53, no. 3, pp. 158–164, Mar. 2015.
- [2] J. G. Andrews, F. Baccelli, and R. K. Ganti, “A tractable approach to coverage and rate in cellular networks,” *IEEE Trans. Commun.*, vol. 59, no. 11, pp. 3122–3134, 2011.
- [3] F. Baccelli and B. Błaszczyszyn, “Stochastic geometry and wireless networks: Volume II Applications,” *Foundations and Trends in Networking*, vol. 3, no. 3-4, pp. 249–449, 2010.
- [4] D. Stoyan, W. Kendall, and J. Mecke, *Stochastic Geometry and Its Applications*, 2nd ed. New York: John Wiley and Sons, Inc., 1996.
- [5] M. Haenggi and R. K. Ganti, “Interference in large wireless networks,” *Foundations and Trends in Networking*, vol. 3, no. 2, pp. 127–248, 2009.
- [6] C.-H. Liu and J. G. Andrews, “Ergodic transmission capacity of wireless ad hoc networks with interference management,” *IEEE Trans. Wireless Commun.*, vol. 11, no. 6, pp. 2136–2147, Jun. 2012.
- [7] C.-H. Liu and L.-C. Wang, “Optimal cell load and throughput in green small cell networks with generalized cell association,” *submitted for publication (available at <http://arxiv.org/abs/1503.08661>)*, Mar. 2015.