

Building Hierarchies of Concepts via Crowdsourcing

Yuyin Sun

University of Washington
sunyuyin@cs.washington.edu

Dieter Fox

University of Washington
fox@cs.washington.edu

Adish Singla

ETH Zurich
adish.singla@inf.ethz.ch

Andreas Krause

ETH Zurich
krausea@ethz.ch

Abstract

Hierarchies of concepts are useful in many applications from navigation to organization of objects. Usually, a hierarchy is created in a centralized manner by employing a group of domain experts, a time-consuming and expensive process. The experts often design one single hierarchy to best explain the semantic relationships among the concepts, and ignore the natural uncertainty that may exist in the process. In this paper, we propose a crowdsourcing system to build a hierarchy and furthermore capture the underlying uncertainty. Our system maintains a distribution over possible hierarchies and actively selects questions to ask using an information gain criterion. We evaluate our methodology on simulated data and on a set of real world application domains. Experimental results show that our system is robust to noise, efficient in picking questions, cost-effective and builds high quality hierarchies.

1 Introduction

Hierarchies of concepts and objects are useful across many real-world applications and scientific domains. Online shopping portals such as [Amazon, 2015] use product catalogs to organize their products into a hierarchy, aiming to simplify the task of search and navigation for their customers. Sharing the goal of organizing objects and information, hierarchies are prevalent in many other domains such as in libraries to organize books [Dewey, 1876] or web portals to organize documents by topics. Concept hierarchies also serve as a natural semantic prior over concepts, helpful in a wide range of Artificial Intelligence (AI) domains, such as natural language processing [Voorhees, 1993; Knight, 1993; Bloehdorn *et al.*, 2005] and computer vision [Deng *et al.*, 2009; Deng *et al.*, 2013; Deng *et al.*, 2014; Rohrbach *et al.*, 2011; Lai *et al.*, 2011b].

Task-dependent hierarchies, as in product catalogs, are expensive and time-consuming to construct. They are usually built in a centralized manner by a group of domain experts. This process makes it infeasible to create separate hierarchies for each specific domain. On the other hand, in the absence of such specific hierarchies, many applications use

a general-purpose pre-built hierarchy (for example, WordNet [Fellbaum, 1998]) that may be too abstract or inappropriate for specific needs. *How can we cost-efficiently build task-dependent hierarchies without requiring domain experts?*

Attempts to build hierarchies using fully automatic methods [Blei *et al.*, 2003] have failed to capture the relationships between concepts as perceived by people. The resulting hierarchies perform poorly when deployed in real-world systems. With the recent popularity of crowdsourcing platforms, such as Amazon Mechanical Turk (AMT), efforts have been put in employing non-expert workers (the crowd) at scale and low cost, to build hierarchies guided by human knowledge. Chilton *et al.* [2013] propose the CASCADE workflow that converts the process of building a hierarchy into the task of multi-label annotation for objects. The quality of the built hierarchy highly depends on the quality of the multi-label annotation, which itself can be noisy. Meanwhile, acquiring multi-label annotations for many objects is expensive and may contain redundant information for creating hierarchies. *How can we actively select simple and useful questions that are most informative to the system while minimizing the cost?*

Most existing methods (including CASCADE) as well as methods employing domain experts usually generate only a single hierarchy aiming to best explain the data or the relationships among the concepts. This ignores the natural ambiguity and uncertainty that may exist in the semantic relationships among the concepts. *How can we develop probabilistic methods that can account for this uncertainty in the process of building the hierarchy?*

Our Contributions. In this paper, we propose a novel crowdsourcing system for inferring a hierarchy of concepts, tackling the questions posed above. We develop a principled algorithm powered by the crowd, which is robust to noise, efficient in picking questions, cost-effective, and builds high quality hierarchies. We evaluate our proposed approach on synthetic problems, as well as on real-world domains with data collected from AMT workers, demonstrating the broad applicability of our system.

Related Work. The traditional way of building a hierarchy is to hire a small group of experts to build the hierarchy in a centralized manner [Fellbaum, 1998], an expensive and time consuming. Sivic *et al.* [2008] and Bart *et al.* [2008] build an object hierarchy based on visual features, however, the visually similar categories do not have to be semantically simi-

lar. CASCADE [Chilton *et al.*, 2013] uses multi-label annotations for items to generate the hierarchy, however, sharing the same set of labels does not directly imply a connection in the hierarchy. Orthogonal to building hierarchies, Mortensen *et al.* [2006] use crowdsourcing to verify an existing ontology. Their empirical results demonstrate that non-expert workers are able to verify structures within a hierarchy built by domain experts. Inspired by their insights, our system asks simple true-or-false questions about the “ascendant-descendant” relationship between two concepts.

2 Approach

The goal of our approach is to learn a hierarchy over a domain of concepts, using input from non-expert crowdsourcing workers. Estimating hierarchies through crowdsourcing is challenging, since answers given by workers are inherently noisy, and, even if every worker gives her/his best possible answer, concept relationships might be ambiguous and there might not exist a single hierarchy that consistently explains all the workers’ answers. We deal with these problems by using a Bayesian framework to estimate probability distributions over hierarchies, rather than determining a single, best guess. This allows our approach to represent uncertainty due to noisy, missing, and possibly inconsistent information. Our system interacts with crowdsourcing workers iteratively while estimating the distribution over hierarchies. At each iteration, the system picks a question related to the relationship between two concepts in the hierarchy, presents it to multiple workers on a crowdsourcing platform, and then uses the answers to update the distribution. The system keeps asking questions until the stopping criterion is reached. In this work we set a threshold for the number asked questions.

2.1 Modelling Distributions over Hierarchies

The key challenge for estimating distributions over hierarchies is the huge number of possible hierarchies, or trees, making it intractable to directly represent the distribution as a multinomial. Consider the number of possible hierarchies of N concepts is $(N + 1)^{N-1}$ (we add a fixed root node to the concept set), which results in 1,296 trees for 5 concepts, but already $2.3579e + 09$ trees for only 10 concepts. We will now describe how to represent and estimate distributions over such a large number of trees.

Assume that there are N concept nodes indexed from 1 to N , a fixed root node indexed by 0, and a set of possible directed edges $\mathcal{E} = \{e_{0,1}, \dots, e_{i,j}, \dots, e_{N,N}\}$ indexed by (i, j) , where $i \neq j$. A hierarchy $T \subset \mathcal{E}$ is a set of N edges, which form a valid tree rooted at the 0-th node (we use the terms hierarchy and tree interchangeably). All valid hierarchies form the sample space $\mathcal{T} = \{T_1, \dots, T_M\}$. The prior distribution π^0 over \mathcal{T} is set to be the uniform distribution.

Due to the intractable number of trees, we use a compact model to represent distributions over trees:

$$P(T|W) = \frac{\prod_{e_{i,j} \in T} W_{i,j}}{Z(W)}, \quad (1)$$

where $W_{i,j}$ is a non-negative weight for the edge $e_{i,j}$, and $Z(W) = \sum_{T' \in \mathcal{T}} \prod_{e_{i,j} \in T'} W_{i,j}$ is the partition function.

Given W , inference is very efficient. For example, $Z(W)$ can be analytically computed, utilizing the Matrix Theorem [Tutte, 1984]. This way, we can also analytically compute marginal probabilities over the edges, i.e., $P(e_{i,j})$. The tree with the highest probability can be found via the famous algorithm of Chu and Liu [1965]. A uniform prior is incorporated by initially setting all $W_{i,j}$ to be the same positive value.

Our system maintains a posterior distribution over hierarchies. Given a sequence of questions regarding the structure of the target hierarchy $q^1, \dots, q^{(t)}, \dots$, along with the answers $a^1, \dots, a^{(t)}, \dots$ the posterior $P(T|W^{(t)})$ at time t is obtained by Bayesian inference

$$P(T|W^{(t)}) \propto P(T|W^{(t-1)})f(a^{(t)}|T). \quad (2)$$

Hereby, $f(a^{(t)}|T)$ is the likelihood of obtaining answer $a^{(t)}$ given a tree T , specified below to simplify the notation.

So far, we have not made any assumptions about the form of questions asked. Since our system works with non-expert workers, the questions should be as simple as possible. As discussed above, we resort to questions that only specify the relationship between pairs of concepts. We will discuss different options in the following sections.

2.2 Edge Questions

Since a hierarchy is specified by a set of edges, one way to ask questions could be to ask workers about immediate parent-child relationships between concepts, which we call *edge questions*. Answers to edge questions are highly informative, since they provide direct information about whether there is an edge between two concepts in the target hierarchy.

Let $e_{i,j}$ denote the question of whether there is an edge between node i and j , and $a_{i,j} \in \{0, 1\}$ denote the answer for $e_{i,j}$. $a_{i,j} = 1$ indicates a worker believes there is an edge from node i to j , otherwise there is no edge. The likelihood function for edge questions is defined as follows:

$$f(a_{i,j}|T) = \begin{cases} (1 - \gamma)^{a_{i,j}} \gamma^{1-a_{i,j}}, & \text{if } e_{i,j} \in T \\ \gamma^{a_{i,j}} (1 - \gamma)^{1-a_{i,j}}, & \text{otherwise} \end{cases}, \quad (3)$$

where γ is the noise rate for wrong answers. Substituting (3) into (2), we can get an analytic form to update edge weights:

$$W_{i',j'}^{(t)} = \begin{cases} W_{i',j'}^{(t-1)} \left(\frac{1-\gamma}{\gamma}\right)^{(2a_{i,j}-1)}, & \text{if } i' = i \wedge j' = j \\ W_{i',j'}^{(t-1)}, & \text{otherwise} \end{cases}. \quad (4)$$

An edge question will only affect weights for that edge. Unfortunately, correctly answering such questions is difficult and requires global knowledge of the complete set (and granularity) of concepts. For instance, while the statement “Is *orange* a direct child of *fruit* in a food item hierarchy?” might be true for some concept sets, it is not correct in a hierarchy that also contains the more specific concept *citrus_fruit*, since it separates *orange* from *fruit* (see also Fig. 3).

2.3 Path Questions

To avoid the shortcomings of edge questions, our system resorts to asking less informative questions relating to general, ascendant-descendant relationships between concepts. These

path questions only provide information about the existence of paths between two concepts and are thus, crucially, independent of the set of available concepts. For instance, the path question “Is *orange* a type of *fruit*?” is true independent of the existence of the concept *citrus.fruit*. While such path questions are easier to answer, they are more challenging to use when estimating the distribution over hierarchies.

To see, let $p_{i,j}$ denote a path question and $a_{i,j} \in \{0, 1\}$ be the answer for $p_{i,j}$. $p_{i,j} = 1$ indicates a worker believes there is a path from node i to j . The likelihood function is

$$f(a_{i,j}|T) = \begin{cases} (1 - \gamma)^{a_{i,j}} \gamma^{1-a_{i,j}}, & \text{if } p_{i,j} \in T \\ \gamma^{a_{i,j}} (1 - \gamma)^{1-a_{i,j}}, & \text{otherwise} \end{cases}, \quad (5)$$

where $p_{i,j} \in T$ simply checks whether the path $p_{i,j}$ is contained in the tree T .

The likelihood function for path questions is not conjugate of the prior. Therefore, there is no analytic form to update weights. Instead, we update the weight matrix by performing approximate inference. To be more specific, we find a $P(T|W^*)$ from the family of tree distributions in (1), such that the KL-divergence [Kullback and Leibler, 1951] between $P(T|W^*)$ and the true posterior is minimized, i.e.

$$P(T|W^*) = \arg \min_W KL(P(T|W^*) \| P(T|W)) \quad (6)$$

Using the definition of KL-divergence, it can be shown that minimizing the KL-divergence can be achieved by minimizing the following loss function

$$L(W) = - \sum_{T \in \mathcal{T}} P(T|W^{(t)}) \log P(T|W). \quad (7)$$

Directly computing (7) involves enumerating all trees in \mathcal{T} , and is therefore intractable. Instead, we use a Monte Carlo method to estimate (7), and minimize the estimated loss to update W . To be more specific, we will generate i.i.d. samples $\tilde{\mathcal{T}} = (T_1, \dots, T_m)$ from $P(T|W^{(t)})$, which defines an empirical distribution $\tilde{\pi}^{(t)}$ of the samples, with estimated loss

$$L_{\tilde{\pi}}(W) = - \sum_{T \in \tilde{\mathcal{T}}} \tilde{\pi}(T) \log P(T|W), \quad (8)$$

the negative log-likelihood of $P(T|W)$ under the samples.

Sampling Hierarchies from the Posterior

If the weight matrix W is given, sampling hierarchies from the distribution defined in (1) can be achieved efficiently, for example, using a loop-avoiding random walk on a graph with W as the adjacency matrix [Wilson, 1996]. Therefore, we can sample hierarchies from the prior $P(T|W^{(t-1)})$. Noticing that the posterior defined in (2) is a weighted version of $P(T|W^{(t-1)})$. We can thus use importance sampling to reweigh samples from $P(T|W^{(t-1)})$ with the likelihood function $f(a^{(t)}|T)$ as the importance weight.

Regularization

Since we only get samples from $P(T|W^{(t)})$, the estimate of (8) can be inaccurate. To avoid overfitting to the sample, we add an ℓ_1 -regularization term to the objective function. We also optimize $\Lambda = \log W$ rather than W so as to simplify notation. The final objective is as follows:

$$L_{\tilde{\pi}}^{\beta}(\Lambda^{(t)}) = - \sum_{T \in \mathcal{T}} \tilde{\pi}^{(t)}(T) \log P(T|\Lambda^{(t)}) + \sum_{i,j} \beta |\lambda_{i,j}|. \quad (9)$$

Algorithm 1 Weight Updating Algorithm

Input: $W^{(t-1)}$, an answer $a^{(t)}$, *thr* for stopping criterion
Non-negative regularization parameters β
Output: $W^{(t)}$ that minimizes (9)
Get samples T'_1, \dots, T'_m from $P(T|W^{(t-1)})$
Use importance sampling to get an empirical distribution $\tilde{\pi}$ from the targeting posterior
Initialize $\Lambda^0 = \mathbf{0}$.
for $l = 1 \rightarrow \infty$ **do**
 For each (i, j) , set $\delta_{i,j} = \arg \min (19)$
 Update $\Lambda^{(l)} = \Lambda^{(l-1)} + \Delta$
 if $|\Delta| \leq \text{thr}$ **then**
 break
 return $W^{(t)} = \exp(\Lambda^{(l)})$

Optimization Algorithm

We iteratively adjust Λ to minimize (9). At each iteration, the algorithm adds Δ to the original Λ , resulting in $\Lambda' = \Lambda + \Delta$. We optimize Δ to minimize an upper bound on the change in $L_{\tilde{\pi}}^{\beta}$, given by

$$L_{\tilde{\pi}}^{\beta}(\Lambda') - L_{\tilde{\pi}}^{\beta}(\Lambda) \leq \sum_{i,j} [-\delta_{i,j} \tilde{P}(e_{i,j}) + \frac{1}{N} P(e_{i,j}|\Lambda) (e^{N\delta_{i,j}} - 1) + \beta(|\lambda'_{i,j}| - |\lambda_{i,j}|)] + C, \quad (10)$$

where $\tilde{P}(e_{i,j}) = \sum_{T \in \mathcal{T}: e_{i,j} \in T} \tilde{\pi}(T)$ is the empirical marginal probability of $e_{i,j}$, and C is a constant w.r.t. $\delta_{i,j}$.

Minimizing the upper bound in (19) can be done by analysing the sign of $\lambda_{i,j} + \delta_{i,j}$. By some calculus, it can be seen that the $\delta_{i,j}$ minimizing (19) must occur when $\delta_{i,j} = -\lambda_{i,j}$, or when $\delta_{i,j}$ is either

$$\begin{aligned} & \frac{1}{N} \log \frac{(P(e_{i,j}) - \beta)}{P(e_{i,j}|\Lambda)}, \text{ if } \lambda_{i,j} + \delta_{i,j} \geq 0, \text{ or} \\ & \frac{1}{N} \log \frac{(P(e_{i,j}) + \beta)}{P(e_{i,j}|\Lambda)}, \text{ if } \lambda_{i,j} + \delta_{i,j} \leq 0. \end{aligned}$$

This leaves three choices for each $\delta_{i,j}$ – we try out each and pick the one leading to the best bound. This can be done independently per $\delta_{i,j}$ since the objective in (19) is separable. The full algorithm to optimize Λ based on a query answer is given in Algorithm 1.

Theoretical Guarantee

Even though we only minimize a sequence of upper bounds, we prove that (see [Supplementary_material, 2015]) Algorithm 1 in fact converges to the true maximum likelihood solution:

Theorem 1. Assume β is strictly positive. Then Algorithm 1 produces a sequences $\Lambda^{(1)}, \Lambda^{(2)}, \dots$ such that

$$\lim_{\ell \rightarrow \infty} L_{\tilde{\pi}}^{\beta}(\Lambda^{(\ell)}) = \min_{\Lambda} L_{\tilde{\pi}}^{\beta}(\Lambda).$$

Let $\hat{\Lambda}$ be the solution of Algorithm 1. We next show that if we generate enough samples m , the loss of the estimate $\hat{\Lambda}$ under the true posterior will not be much higher than that obtained by any distribution of the form (1).

Theorem 2. Suppose m samples $\tilde{\pi}$ are obtained from any tree distribution π . Let $\hat{\Lambda}$ minimize the regularized log loss $L_{\tilde{\pi}}^{\beta}(\Lambda)$ with $\beta = \sqrt{\log(N/\delta)/(m)}$. Then for every Λ it holds with probability at least $1 - \delta$ that

$$L_{\pi}(\hat{\Lambda}) \leq L_{\pi}(\Lambda) + 2\|\Lambda\|_1 \sqrt{\log(N/\delta)/m}$$

Theorem 4 shows that the difference in performance between the density estimate computed by minimizing w.r.t. $L_{\tilde{\pi}}^{\beta}$ and w.r.t. the best approximation to the true posterior becomes small rapidly as the number of samples m increases.

2.4 Active Query Selection

At each interaction with workers, the system needs to pick a question to ask. The naive approach would be randomly picking a question. However random questions are usually less informative. This is because most random questions get *No* answers, but *Yes* answers are more informative in deciding the structure. As N increases, the problem gets even worse because getting a *Yes* becomes even harder with larger N .

We propose to greedily select the next question, where knowing its answer would provide the worst case greatest information gain over the current distribution $\pi^{(t)}$, i.e.

$$p^* = \arg \max_{p_{i,j}} \min(H(\tilde{\pi}_{p_{i,j},1}^{(t+1)}), H(\tilde{\pi}_{p_{i,j},0}^{(t+1)})) \quad (11)$$

where $H(\cdot)$ is the entropy and $\tilde{\pi}_{p_{i,j},a_{i,j}}^{(t+1)}$ is the posterior distribution over tree after knowing the answer for $p_{i,j}$ as $a_{i,j}$.

Due to the intractability of the sampling tree space, we cannot exactly compute the entropy. Fortunately, the set of tree samples $\mathcal{T}' = (T_1, \dots, T_m)$ from the current distribution $P(T|W^{(t)})$ can be reused to get an empirical distribution $\tilde{\pi}_{p_{i,j},a_{i,j}}^{(t+1)}$. The criterion in (11) guarantees the worst case performance, therefore, is more robust in practice against estimation errors.

2.5 Adding New Nodes to the Hierarchy

New concepts will sometimes be introduced to a domain. In this case, how should the new concept be inserted into an existing hierarchy? One naive way would be to re-build the whole hierarchy distribution from scratch using the pipeline described in the previous sections. However, this wastes the hierarchy information learnt before. We propose an efficient method to initialize the weight matrix W when inserting a new node.

Assume after building a hierarchy for $N + 1$ nodes, the learnt weight matrix is denoted as W_N . We can sample a sequence of trees (T_1, \dots, T_m) from the distribution $P(T|W_N)$. Now we want to insert a new node into the hierarchy. Since there is no prior about the new node, it can be inserted into any possible locations in any trees in (T_1, \dots, T_m) . After enumerating all possible new trees after inserting one node into all trees from (T_1, \dots, T_m) , we get a set of samples from a distribution that preserves the information of the previous distribution, but does not assume anything about the new node. The weight matrix $W_{N+1}^{(0)}$ can then be estimated to minimize the negative log-likelihood of (T_1, \dots, T_m) using the method described in Section 2.3.

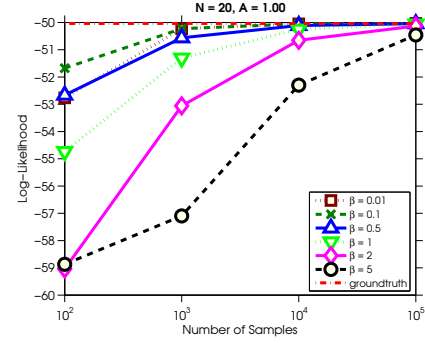


Figure 1: Weight updating performance for hierarchies with 20 nodes. X-axis is the number of samples given to the algorithm, and β is the regularization coefficient.

3 Experiments

In our experiments, we evaluate three aspects of our approach: (1) the performance of approximate inference to estimate the weights representing distributions over trees; (2) the efficiency of active vs. random query strategies in selecting questions; and (3) the ability to build hierarchies for diverse application domains.

3.1 Sample-based Weight Estimation

To evaluate the ability of Algorithm 1 to estimate a weight matrix based on samples generated from a distribution over trees we proceeded as follows. We first sample a “ground truth” weight matrix W , then sample trees according to that weight matrix, followed by estimating the weight matrix W^* using Algorithm 1, and finally evaluate the performance of the estimated matrix. To do so, we sample an additional test set of trees from $P(T|W)$ and compute the log-likelihood of these trees given W^* , where $P(T|W^*)$ is defined in (1). For calibration purpose, we also compute the log-likelihood of these trees under the ground truth specified by $P(T|W)$.

Fig. 1 shows the performance for $N = 20$ nodes, using different values for the regularization coefficient β and sample size m . Each data point is an average over 100 runs on different weights sampled from a Dirichlet distribution (to give an intuition for the complexity of the investigated distributions, when sampling 1 Million trees according to one of the weights, we typically get about 900,000 distinct trees). The red line on top is the ground truth log-likelihood. As can be seen, the algorithm always converges to the ground truth as the number of samples increases. With an appropriate setting of β , the proposed method requires about 10,000 samples to achieve a log-likelihood that is close to the ground truth. We also tested different tree sizes N , and got quite similar performance. We found that $\beta = 0.01$ works robustly across different N and use that value in all the following experiments.

3.2 Active vs. Random Queries

To evaluate the ability of our technique to recover the correct hierarchy, we artificially generate trees and test the performance for different tree sizes, different noise rates for path queries, and active vs. random path queries. To simulate a worker’s response to a query, we first check whether the query path is part of the ground truth tree, and then flip the

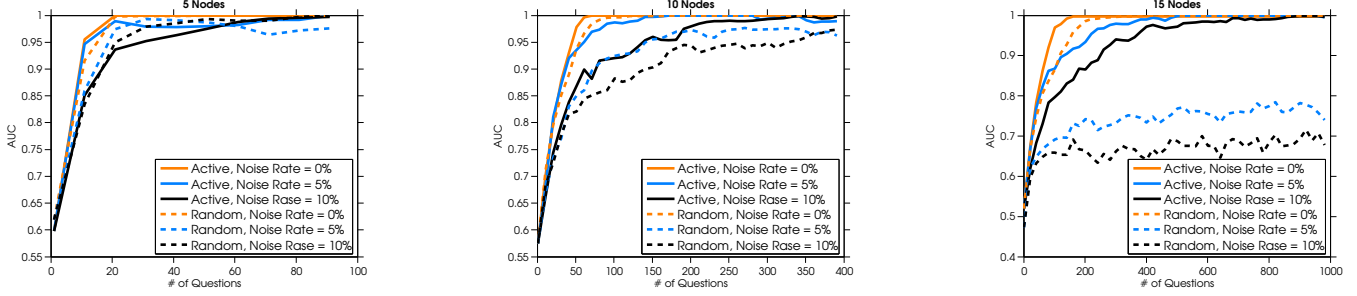


Figure 2: Experimental results comparing active query (solid lines) and random query (dashed lines) strategies for tree sizes ranging from (left) 5 nodes to (right) 15 nodes, using three different noise rates for answers to questions.

answer randomly using a pre-set noise rate γ . To evaluate how well our approach estimates the ground truth tree, we use the marginal likelihood of the tree edges and compute the Area Under the Curve (AUC) using different thresholds on the likelihood to predict the existence or absence of an edge in the ground truth tree. The marginal likelihood of an edge, $P(e_{i,j}|W) = \sum_{T \in \mathcal{T}, e_{i,j} \in T} P(T|W)$, can be computed in closed form based on the conclusion of the Matrix Theorem [Tutte, 1984]. We used, such as the similarity between the MAP tree and the ground truth tree, and found them to all behave similarly.

Different sized trees of $\{5, 10, 15\}$ nodes are tested to see how the method performs as the problem gets larger. We also test different noise rates, including 0%, 5%, and 10% to verify the robustness of the method. The number of samples for updating the weight matrix is fixed to 10,000 across all experiments. For each setting, 10 different random ground truth trees are generated. The average results are reported in Fig. 2. The X-axis is the number of questions asked, and the Y-axis is the AUC. $AUC = 1$ means that all edges of the ground truth tree have higher probabilities than any other edges according to the estimated distribution over trees.

As can be seen in the figures, active queries always recover the hierarchy more efficiently than their random counterparts (random queries are generated by randomly choosing a pair of nodes). If there is no noise in the answers, our approach always recovers the ground truth hierarchy, despite the sample-based weight update. Note that, in the noise-free setting, the exact hierarchy can be perfectly recovered by querying all N^2 pairs of concepts. While the random strategy typically requires about twice that number to recover the hierarchy, our proposed active query strategy always recovers the ground truth tree using less than N^2 samples.

As N gets larger, the difference between active and random queries becomes more significant. While our active strategy always recovers the ground truth tree, the random query strategy does not converge for trees of size 15 if the answers are noisy. This is due to insufficient samples when updating the weights, and because random queries are frequently answered with *No*, which provides little information. The active approach, on the other hand, uses the current tree distribution to determine the most informative query and generates more peaked distributions over trees, which can be estimated more robustly with our sampling technique. As an indication of this, for trees of size 15 and noise-free answers, 141 out of

the 200 first active queries are answered with “yes”, while this is the case for only 54 random queries.

3.3 Comparison with the Existing Method

We compare our method with the most relevant system DELUGE [Bragg *et al.*, 2013], which also uses crowdsourcing to build a hierarchy.

We apply both DELUGE and our method to the dataset used in the DELUGE paper. This dataset has 33 labels that are part of the fine-grained entity tags [Ling and Weild, 2012]. To compare both methods quantitatively, the WordNet hierarchy is used as the ground truth hierarchy.

DELUGE builds a hierarchy with the aid of items for each label. Each item is an example of at least one label. DELUGE queries many items for each label from a knowledge base, and randomly selects a subset of 100 items. It asks workers to vote for questions, which are binary judgements about whether an item belongs to a category. Questions are selected actively based on the information gain. It then categorizes the 100 items into 33 categories non-exclusively combining all the votes from workers. DELUGE finally utilizes the item labels to build a global structure of the hierarchy. For a category c_1 that shares more than 75% of its items with another category c_2 , c_1 will be made as a subcategory of c_2 . All parameters are set to be the same values from the original paper. The code of DELUGE is provided by the authors.

For each item and category pair, 15 votes from 15 different workers are collected and there are 49,500 votes in total. DELUGE is able to actively select which pair of item and category to ask next, the total number of votes required might be smaller than 49,500. According to the results in the original paper, using roughly 10,000 votes can achieve the same performance by using all votes. We will run our method using about 10,000 votes and compare the results with the DELUGE’s results of using all votes.

We compare our method with DELUGE using AUC as the evaluation criterion. Our method achieves the AUC value of 97%, and DELUGE’s AUC is 82%. It shows that the proposed method builds hierarchies that are more similar to the ground truth. It is also worth noting that using the proposed method, non-expert workers can achieve performances that is very close to the experts ($AUC = 1$).

Our method does not take extra information other than input labels and workers’ votes. Yet DELUGE requires items for each label. Therefore, our method can be applied to many

cases, where no item can be gathered.

Our active strategy is designed for directly boosting the efficiency of creating the hierarchy. DELUGE designs the active strategy for better categorizing items. Hence our method is able to use less votes to build better hierarchies.

3.4 Real World Applications

In these experiments we provide examples demonstrating that our method can be applied to different tasks using AMT. The following pipeline is followed for all three application domains: collect the set of concepts; design the “path question” to ask; collect answers for all possible “path questions”; estimate hierarchies using our approach. Collecting answers for all possible questions enabled us to test different settings and methods without collecting new data for each experiment. AMT is used to gather answers for “path questions”. The process for different domains is almost identical: We ask workers to answer “true-or-false” questions regarding a path in a hierarchy. Our method is able to consider the noise rate of workers. We estimate this by gathering answers from 8 workers for each question, then take the majority vote as the answer, and use all answers to determine the noise ratio for that question. Note that noise ratios not only capture the inherent noise in using AMT, but also the uncertainty of people about the relationship between concepts. 5 different path questions are put into one Human Intelligence Task (HIT). Each HIT costs \$0.04. The average time for a worker to finish one HIT is about 4 seconds.

The process of building the hierarchies is divided into two consecutive phases. In the first phase, a distribution is built using a subset of the concepts. In the second phase, we mimic the process of inserting new concepts into the hierarchy, until all concepts are represented. For the body part dataset, we randomly chose 10 concepts belonging to the first phase. For online Amazon shopping and RGBD object data, the initial set is decided by thresholding the frequency of the words used by workers to tag images (15 nodes for Amazon objects and 23 nodes for RGBD objects). The MAP hierarchies are shown in Fig. 3. We provide additional material in the supplementary material [Supplementary_material, 2015], including animations illustrating distributions over these hierarchies and how they evolve during learning.

Representing Body Parts

Here, we want to build a hierarchy to visualize the “is a part of” relationship between body parts. The set of body part words are collected using Google search. An example path question would be “Is *ear* part of *upper body*?”. The MAP tree after asking 2,000 questions is shown in the left panel of Fig. 3. As can be seen, the overall structure agrees very well with people’s common sense of the human body structure. Some of the nodes in the tree are shown in red, indicating edges whose marginal probability is below 0.75. These edges also reflect people’s uncertainty in the concept hierarchy. For example, it is not obvious whether *ear* should be part of the *head* or *face*, the second most likely placement. Similarly, it is not clear for people whether *ankle* should be part of *foot* or *leg*, and whether *wrist* should be part of *arm* or *hand*.

An obvious mistake made by the system is that *ring finger*

and *thumb* are connected to the *upper body* rather than *hand*. This is caused by a question such as “Is *ring finger* part of *arm*?”, which only 1 out of 8 workers answered with yes. Hence the concept of *ring finger* or *thumb* is not put into a position below *arm*.

Online Shopping Catalogue

The second task is to arrange kitchen products taken from the Amazon website. There are some existing kitchen hierarchies, for example, the Amazon hierarchy [Amazon, 2015]. However, the words used by Amazon, for example, “Tools-and-Gadgets”, might be quite confusing for customers. Therefore, we collected the set of words, which are used by workers in searching products. We provide AMT workers images of products, and ask them to write down words they would like to see in navigating kitchen products. Some basic preprocessing is done to merge plural and singular of the same words, remove obviously wrong words, and remove tags used less than 5 times by workers because they might be some nicknames used by a particular person. We also remove the word “set”, because it is used by workers to refer to a “collection of things” (e.g., pots set, knives set), but not related to the type of products shown in the pictures. The path questions have the form “Would you try to find *pots* under the category of *kitchenware*?” The learned MAP tree is shown in the middle panel of Fig. 3.

Food Item Names

This experiment investigates learning a hierarchy over food items used in a robotics setting [Lai *et al.*, 2011a], where the goal is to learn names people use in a natural setting to refer to objects. Here, AMT workers were shown images from the RGBD object dataset [Lai *et al.*, 2011a] and asked to provide names they would use to refer to these objects. Some basic pre-processing was done to remove noisy tags and highly infrequent words. The path questions for this domain are of the form “Is it correct to say all *apples* are *fruits*?”.

The MAP tree is shown in the right panel of Fig. 3. Again, while the tree captures the correct hierarchy mostly, high uncertainty items provide interesting insights. For instance, *tomato* is classified as *fruit* in the MAP tree, but also has a significant probability of being a *vegetable*, indicating people’s uncertainty, or disagreement, about this concept. Meanwhile, the crowd of workers was able to uncover very non-obvious relationships such as *allium* is a kind of *bulb*.

4 Discussion

Our work is related to ontology learning from text [Buitelaar *et al.*, 2005; Wong *et al.*, 2012]. An ontology learning system, e.g. NEIL [Carlson *et al.*, 2010], usually includes automatic item extraction, concept extraction, taxonomy extraction, non-taxonomy relation extraction, axiom extraction and others from a large text corpus or web. The existing systems usually have high recall and low precision [Wong *et al.*, 2012]. Users, however, are more interested in a specified set of concepts related to their work and accurate relationships between the concepts. Our system focuses on extracting relations between concepts specified by the users accurately.

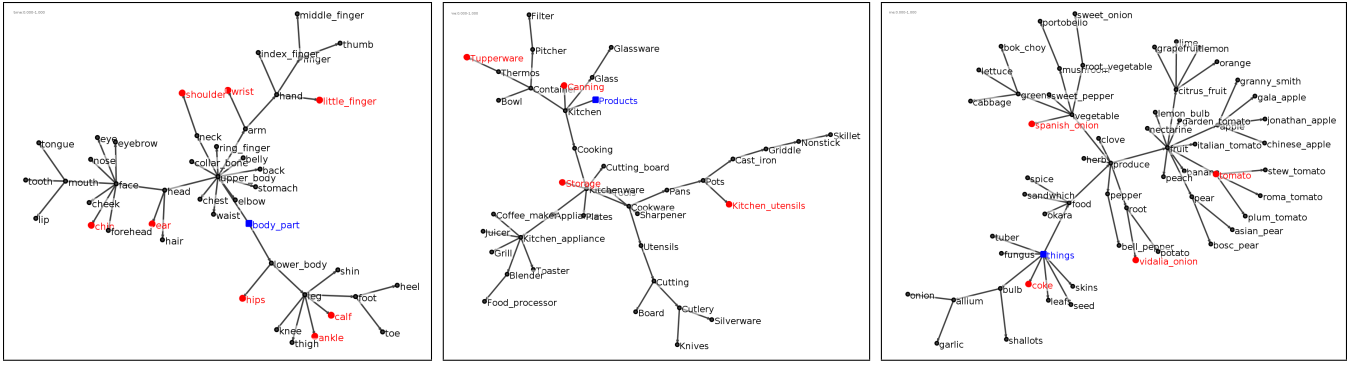


Figure 3: MAP hierarchies representing body parts, amazon kitchen products, and food items (left to right). The blue node in each plot is the root node of the hierarchy. The red nodes indicate items for which the parent edge has high uncertainty (marginal probability below 0.75).

The proposed method of building hierarchy is differentiable from the traditional methods used in ontology learning. Traditional ways of building taxonomy can be mainly categorized into clustering-based, template-based or hybrid methods [Wong *et al.*, 2012]. Clustering-based methods need similarity measurement and then use either bottom-up or top-down clustering methods to group concepts into the final hierarchy. Co-occurrence of terms is the basis for many methods. Co-occurrence-based methods do not take semantic information into account, and usually have low precision [Wong *et al.*, 2012]. Template-based methods require domain specific knowledge. These methods are more accurate, but require more efforts to extend to large-scale domains. Our method gathers semantic information from workers by asking semantically meaningful simple questions. It is also able to do logical inference using the distribution over tree structures.

The taxonomy should be easy to extend, because the users’ demand expands over time. Extending existing taxonomies is usually done using different methods from building taxonomies [Wong *et al.*, 2012]. Popular methodologies focus on adding new leaf nodes by classifying new terms into the nodes in the existing taxonomy. We have demonstrated that our system is able to build and extend taxonomies using the same technique. Meanwhile, adding internal node can be implemented the same way as inserting a leaf node.

Many taxonomy learning techniques are specifically designed for particular domains. Generalizing the existing techniques to a new domain is not easy [Wong *et al.*, 2012]. This makes it hard to directly compare different ontology systems. Our method can be easily adapted to multiple new domains as demonstrated in the experiments. We have explored domains mostly related to the common senses in our experiments. There is potential to apply the same method to harder and more professional domains. Noy *et al.* [Noy *et al.*, 2013] have drawn a conclusion that if workers are provided with text explanations of the concepts, they are able to verify the “Is-A” relationship in the biology taxonomy [Noy *et al.*, 2013]. We can provide worker more context of the task, e.g. images or text explanation of concepts, to assist the non-expert workers.

5 Conclusion

We introduced an approach for learning hierarchies over concepts using crowdsourcing. Our approach incorporates simple questions that can be answered by non-experts without global knowledge of the concept domain. To deal with the inherent noise in crowdsourced information and with people’s uncertainty, and possible disagreement, about hierarchical relationships, we develop a Bayesian framework for estimating posterior distributions over hierarchies. When new answers become available, these distributions are updated efficiently using a sampling-based approximation for the intractably large set of possible hierarchies. The Bayesian treatment also allows us to actively generate queries that are most informative given the current uncertainty. New concepts can be added to the hierarchy at any point in time, automatically triggering queries that enable the correct placement of these concepts.

We investigated several aspects of our framework and demonstrated that it is able to recover quite good hierarchies for real world concepts using AMT. Importantly, by reasoning about uncertainty over hierarchies, our approach is able to unveil confusion of non-experts over concepts, such as whether tomato is a fruit or vegetable, or whether the wrist is part of a person’s arm or hand.

We believe that these abilities are extremely useful for applications where hierarchies should reflect the knowledge or expectations of regular users, rather than domain experts. Example applications could be search engines for products or restaurants, or robots interacting with people who use various terms to relate to objects in the world. Investigating such use cases is an interesting avenue for future research. Other possible future directions include explicit treatment of synonyms, automatic detection of inconsistencies, and efficient, GPU-based implementation of our technique.

Acknowledgement

This work was funded in part by the Intel Science and Technology Center for Pervasive Computing and by ARO grant W911NF-12-1-0197. We would like to thank Jonathan Bragg for generously sharing the data and code. We would also like to thanks Tianyi Zhou for helpful discussion.

References

- [Amazon, 2015] Amazon. http://www.amazon.com/gp/site-directory/ref=nav_sad, 2015. [Online; accessed 07-Feb-2015].
- [Bart et al., 2008] E. Bart, I. Porteous, P. Perona, and M. Welling. Unsupervised learning of visual taxonomies. In *IEEE Conference on Computer Vision and Pattern Recognition (CVPR)*, 2008.
- [Blei et al., 2003] D.M. Blei, A.Y. Ng, and M.I. Jordan. Latent dirichlet allocation. *Journal of Machine Learning Research*, 3:993–1022, 2003.
- [Bloehdorn et al., 2005] S. Bloehdorn, A. Hotho, and S. Staab. An ontology-based framework for text mining. In *LDV Forum-GLDV Journal for computational linguistics and language technology*, 2005, Vol.20, No.1, pages 87–112, 2005.
- [Bragg et al., 2013] J. Bragg, Mausam, and D. Weld. Crowdsourcing multi-label classification for taxonomy creation. In *Proceedings of the First AAAI Conference on Human Computation and Crowdsourcing, HCOMP 2013, November 7-9, 2013, Palm Springs, CA, USA*, 2013.
- [Buitelaar et al., 2005] P. Buitelaar, P. Cimiano, and B. Magnini. *Ontology Learning from Text: An Overview*, pages 3–12. IOS Press, 2005.
- [Carlson et al., 2010] A. Carlson, J. Betteridge, B. Kisiel, B. Settles, E.R. Hruschka, and T.M. Mitchell. Toward an architecture for never-ending language learning. In *AAAI*, 2010.
- [Chilton et al., 2013] L. Chilton, G. Little, D. Edge, D. Weld, and J. Landay. Cascade: Crowdsourcing taxonomy creation. In *CHI 2013 Conference on Human Factors in Information Systems*, 2013.
- [Chu and Liu, 1965] Y. Chu and T. Liu. On the shortest arborescence of a directed graph. *Science Sinica*, 14, 1965.
- [Deng et al., 2009] J. Deng, W. Dong, R. Socher, L.-J. Li, K. Li, and L. Fei-Fei. ImageNet: A Large-Scale Hierarchical Image Database. In *CVPR09*, 2009.
- [Deng et al., 2013] J. Deng, J. Krause, and L. Fei-Fei. Fine-grained crowdsourcing for fine-grained recognition. In *IEEE Conference on Computer Vision and Pattern Recognition (CVPR)*, 2013.
- [Deng et al., 2014] J. Deng, O. Russakovsky, J. Krause, M. Bernstein, A. Berg, and L. Fei-Fei. Scalable multi-label annotation. In *Proceedings of the SIGCHI Conference on Human Factors in Computing Systems*, pages 3099–3102, 2014.
- [Dewey, 1876] M. Dewey. *Classification and Subject Index for Cataloguing and Arranging the Books and Pamphlets of a Library*. eBook, 1876.
- [Fellbaum, 1998] C. Fellbaum. *WordNet: An Electronic Lexical Database*. Bradford Books, 1998.
- [Knight, 1993] K. Knight. Building a large ontology for machine translation. In *Proceedings of the Workshop on Human Language Technology*, pages 185–190, 1993.
- [Kullback and Leibler, 1951] S. Kullback and R.A. Leibler. On information and sufficiency. *Annals of Mathematical Statistics*, pages 49–86, 1951.
- [Lai et al., 2011a] K. Lai, L. Bo, X. Ren, and D. Fox. A large-scale hierarchical multi-view rgb-d object dataset. In *IEEE International Conference on Robotics and Automation (ICRA)*, 2011.
- [Lai et al., 2011b] K. Lai, L. Bo, X. Ren, and D. Fox. A scalable tree-based approach for joint object and pose recognition. In *Twenty-Fifth Conference on Artificial Intelligence (AAAI)*, August 2011.
- [Ling and Weild, 2012] X. Ling and D.S. Weild. Fine-grained entity resolution. In *Proceedings of the Twenty-Sixth AAAI Conference on Artificial Intelligence*, 2012.
- [Mortensen et al., 2006] J.M. Mortensen, M.A. Musen, and N.F. Noy. Developing crowdsourced ontology engineering tasks: An iterative process, 2006.
- [Noy et al., 2013] N.F. Noy, J. Mortensen, M.A. Musen, and P.R. Alexander. Mechanical turk as an ontology engineer?: Using microtasks as a component of an ontology-engineering workflow. In *Proceedings of the 5th Annual ACM Web Science Conference*, 2013.
- [Rohrbach et al., 2011] M. Rohrbach, M. Stark, and B. Schiele. Evaluating knowledge transfer and zero-shot learning in a large-scale setting. In *Proceedings of the 2011 IEEE Conference on Computer Vision and Pattern Recognition*, pages 1641–1648, 2011.
- [Sivic et al., 2008] J. Sivic, B. Russell, A. Zisserman, I. Ecole, and N. Suprieure. Unsupervised discovery of visual object class hierarchies. In *In Proc. CVPR*, 2008.
- [Supplementary material, 2015] Supplementary material. <http://tinyurl.com/ijcai-hierarchy-sup>, 2015.
- [Tutte, 1984] W. Tutte. *Graph Theory*. Addison-Wesley, 1984.
- [Voorhees, 1993] E. Voorhees. Using wordnet to disambiguate word senses for text retrieval. In *Proceedings of the 16th Annual International ACM SIGIR Conference on Research and Development in Information Retrieval*, 1993.
- [Wilson, 1996] D. B. Wilson. Generating random spanning trees more quickly than the cover time. In *Proceedings of the Twenty-eighth Annual ACM Symposium on Theory of Computing*, pages 296–303, 1996.
- [Wong et al., 2012] W. Wong, W. Liu, and M. Bennamoun. Ontology learning from text: A look back and into the future. *ACM Computing Surveys*, 44(4):20:1–20:36, 2012.

A Derivation of the Objective Function

$$L_{\pi}^{\beta}(\Lambda') - L_{\pi}^{\beta}(\Lambda) \quad (12)$$

$$= \sum_{T \in \mathcal{T}} \tilde{\pi}(T) \log P(T|\Lambda) - \sum_{T \in \mathcal{T}} \tilde{\pi}(T) \log P(T|\Lambda') + \sum_{i,j} \beta(|\lambda'_{i,j}| - |\lambda_{i,j}|) \quad (13)$$

$$= \sum_{T \in \mathcal{T}} \tilde{\pi}(T) \log \frac{\exp(\sum_{e_{i,j} \in T} \lambda_{i,j})}{\exp(\sum_{e_{i,j} \in T} \lambda_{i,j} + \delta_{i,j})} + \sum_{T \in \mathcal{T}} \tilde{\pi}(T) \log \frac{Z(\Lambda')}{Z(\Lambda)} + \sum_{i,j} \beta(|\lambda'_{i,j}| - |\lambda_{i,j}|) \quad (14)$$

$$= \sum_{T \in \mathcal{T}} \tilde{\pi}(T) \sum_{e_{i,j} \in T} -\delta_{i,j} + \log \frac{Z(\Lambda')}{Z(\Lambda)} + \sum_{i,j} \beta(|\lambda'_{i,j}| - |\lambda_{i,j}|) \quad (15)$$

$$= \sum_{i,j} -\delta_{i,j} \tilde{P}(e_{i,j}) + \log \frac{\sum_{T' \in \mathcal{T}} \exp(\sum_{e_{i,j} \in T'} \lambda_{i,j} + \delta_{i,j})}{\sum_{T \in \mathcal{T}} \exp(\sum_{e_{i,j} \in T} \lambda_{i,j})} + \sum_{i,j} \beta(|\lambda'_{i,j}| - |\lambda_{i,j}|) \quad (16)$$

$$= \sum_{i,j} -\delta_{i,j} \tilde{P}(e_{i,j}) + \log \sum_{T \in \mathcal{T}} P(T|\Lambda) \exp(\sum_{e_{i,j} \in T} \delta_{i,j}) + \sum_{i,j} \beta(|\lambda'_{i,j}| - |\lambda_{i,j}|) \quad (17)$$

$$= \sum_{i,j} -\delta_{i,j} \tilde{P}(e_{i,j}) + \log \sum_{T \in \mathcal{T}} P(T|\Lambda) \exp(\sum_{e_{i,j} \in T} \frac{1}{N} N \delta_{i,j}) + \sum_{i,j} \beta(|\lambda'_{i,j}| - |\lambda_{i,j}|) \quad (18)$$

$$\leq \sum_{i,j} -\delta_{i,j} \tilde{P}(e_{i,j}) + \frac{1}{N} P(e_{i,j})(e^{N \delta_{i,j}} - 1) + \beta(|\lambda'_{i,j}| - |\lambda_{i,j}|) \quad (19)$$

(2) \rightarrow (3) uses the definition of $P(T|\Lambda)$.

(3) \rightarrow (4) uses the fact that

$$\sum_{T \in \mathcal{T}} \tilde{\pi}(T) \sum_{e_{i,j} \in T} -\delta_{i,j} = \sum_{i,j} -\delta_{i,j} \sum_{T \in \mathcal{T}: e_{i,j} \in T} \tilde{\pi}(T) = \sum_{i,j} -\delta_{i,j} \tilde{P}(e_{i,j}),$$

where $\tilde{P}(e_{i,j})$ is the marginal likelihood of the edge $e_{i,j}$.

To get (7) \rightarrow (8), we use an inequality that, if $x_j \in \mathbb{R}$ and $p_j \geq 0$ with $\sum_j p_j \leq 1$, then

$$\exp(\sum_j p_j x_j) - 1 \leq \sum_j p_j (e^{x_j} - 1).$$

Such that

$$\exp(\sum_{e_{i,j} \in T} \frac{1}{N} N \delta_{i,j}) \leq 1 + \sum_{e_{i,j} \in T} \frac{1}{N} (e^{N \delta_{i,j}} - 1).$$

The it follows

$$\log \sum_{T \in \mathcal{T}} P(T|\Lambda) \exp(\sum_{e_{i,j} \in T} \frac{1}{N} N \delta_{i,j}) \quad (20)$$

$$\leq \log(1 + \sum_{T \in \mathcal{T}} P(T|\Lambda) \sum_{e_{i,j} \in T} \frac{1}{N} (e^{N \delta_{i,j}} - 1)) \quad (21)$$

$$= \log(1 + \frac{1}{N} \sum_{i,j} P(e_{i,j})(e^{N \delta_{i,j}} - 1)) \quad (22)$$

$$\leq \frac{1}{N} \sum_{i,j} P(e_{i,j})(e^{N \delta_{i,j}} - 1) \quad (23)$$

$$(24)$$

(11) \rightarrow (12) is true because $\log(1 + x) \leq x, \forall x \geq -1$, and

$$\frac{1}{N} \sum_{i,j} P(e_{i,j})(e^{N \delta_{i,j}} - 1) \geq \frac{1}{N} \sum_{i,j} -P(e_{i,j}) = -1.$$

B Minimization of (19)

Case 1: $\delta_{i,j} = -\lambda_{i,j}$. Such that (19) becomes

$$\sum_{i,j} \lambda_{i,j} \tilde{P}(e_{i,j}) + \frac{1}{N} P(e_{i,j})(e^{-N\lambda_{i,j}} - 1) \quad (25)$$

Case 2: $\lambda_{i,j} + \delta_{i,j} \geq 0$. Such that (19) becomes

$$\sum_{i,j} -\delta_{i,j} \tilde{P}(e_{i,j}) + \frac{1}{N} P(e_{i,j})(e^{N\delta_{i,j}} - 1) + \beta \delta_{i,j} \quad (26)$$

Take derivative of (26), and set it to be 0:

$$-\tilde{P}(e_{i,j}) + P(e_{i,j})e^{N\delta_{i,j}} + \beta = 0,$$

the solution is

$$\frac{1}{N} \log \frac{\tilde{P}(e_{i,j}) - \beta}{P(e_{i,j})}.$$

Case 3: $\lambda_{i,j} + \delta_{i,j} < 0$. Such that (19) becomes

$$\sum_{i,j} -\delta_{i,j} \tilde{P}(e_{i,j}) + \frac{1}{N} P(e_{i,j})(e^{N\delta_{i,j}} - 1) - \beta \delta_{i,j} \quad (27)$$

Take derivative of (27), and set it to be 0:

$$-\tilde{P}(e_{i,j}) + P(e_{i,j})e^{N\delta_{i,j}} - \beta = 0,$$

the solution is

$$\frac{1}{N} \log \frac{\tilde{P}(e_{i,j}) + \beta}{P(e_{i,j})}.$$

C Proof of Theorem 1

Theorem 3. Assume β is strictly positive. Then Algorithm 1 produces a sequences $\Lambda^{(1)}, \Lambda^{(2)}, \dots$ such that

$$\lim_{\ell \rightarrow \infty} L_{\pi}^{\beta}(\Lambda^{(\ell)}) = \min_{\Lambda} L_{\pi}^{\beta}(\Lambda).$$

Proof. First let us define Λ^+ and Λ^- in terms of Λ as follows: for each (i, j) , if $\lambda_{i,j} \geq 0$, then $\lambda_{i,j}^+ = \lambda_{i,j}$ and $\lambda_{i,j}^- = 0$, and if $\lambda_{i,j} \leq 0$, then $\lambda_{i,j}^+ = 0$ and $\lambda_{i,j}^- = -\lambda_{i,j}$. $\Lambda'^+, \Lambda'^-, \Lambda^{(\ell)+}, \Lambda^{(\ell)-}$, etc. are defined analogously.

Let $F_{i,j}$ denote the (i, j) component in (19), For any Λ and Δ , we have the following:

$$|\lambda + \delta| - |\lambda| = \min\{\delta^+ + \delta^- | \delta^+ \geq -\lambda^+, \delta^- \geq -\lambda^-, \delta^+ - \delta^- = \delta\} \quad (28)$$

Plugging into the definition of $F_{i,j}$ gives:

$$F_{i,j}(\Lambda, \Delta) = -\delta_{i,j} \tilde{P}(e_{i,j}) + \frac{1}{N} P(e_{i,j})(e^{N\delta_{i,j}} - 1) + \beta(|\lambda_{i,j} + \delta_{i,j}| - |\lambda_{i,j}|) \quad (29)$$

$$= \min\{G_{i,j}(\Lambda, \Delta^+, \Delta^-) | \delta_{i,j}^+ \geq -\lambda_{i,j}^+, \delta_{i,j}^- \geq \lambda_{i,j}^-, \delta_{i,j}^+ - \delta_{i,j}^- = \delta_{i,j}\}, \quad (30)$$

where

$$G_{i,j}(\Lambda, \Delta^+, \Delta^-) = (\delta_{i,j}^- - \delta_{i,j}^+) \tilde{P}(e_{i,j}) + \frac{1}{N} P(e_{i,j})(e^{N(\delta_{i,j}^+ - \delta_{i,j}^-)} - 1) + \beta(\delta_{i,j}^+ + \delta_{i,j}^-) \quad (31)$$

So, by (19),

$$L_{\pi}^{\beta}(\Lambda^{(\ell+1)}) - L_{\pi}^{\beta}(\Lambda^{(\ell)}) \leq \sum_{i,j} F_{i,j}(\Lambda^{\ell}, \Delta) \quad (32)$$

$$= \sum_{i,j} \min_{\delta_{i,j}} F_{i,j}(\Lambda^\ell, \Delta) \quad (33)$$

$$= \sum_{i,j} \min \{ G_{i,j}(\Lambda^\ell, \Delta^+, \Delta^-) | \delta_{i,j}^+ \geq -\lambda_{i,j}^+, \delta_{i,j}^- \geq \lambda_{i,j}^-, \delta_{i,j}^+ - \delta_{i,j}^- = \delta_{i,j} \} \} \quad (34)$$

Note that $G_{i,j}(\Lambda, \mathbf{0}, \mathbf{0}) = 0$, so none of the terms in this sum can be positive. So the Λ^ℓ 's have a convergent subsequence converging to some $\hat{\Lambda}$ such that

$$\sum_{i,j} \min \{ G_{i,j}(\Lambda^\ell, \Delta^+, \Delta^-) | \delta_{i,j}^+ \geq -\lambda_{i,j}^+, \delta_{i,j}^- \geq \lambda_{i,j}^-, \delta_{i,j}^+ - \delta_{i,j}^- = \delta_{i,j} \} \} = 0. \quad (35)$$

It is easy to verify that minimizing $L_{\tilde{\pi}}^\beta(\Lambda)$ is the dual problem of the following convex program:

$$\max_{p_1, \dots, p_N \in \mathbb{R}^{+N}} \sum_{i=1}^N H(p_i) \quad (36)$$

$$s.t. \sum_{i=0}^N p(e_{i,j}) = 1, \forall j \quad (37)$$

$$\tilde{P}(e_{i,j}) - P(e_{i,j}) \leq \beta, \forall (i, j) \quad (38)$$

$$P(e_{i,j}) - \tilde{P}(e_{i,j}) \leq \beta, \forall (i, j). \quad (39)$$

We will show that $\hat{\Lambda}^+$ and $\hat{\Lambda}^-$ together with $P(T|\hat{\Lambda})$ satisfy the KKT condition of the previous convex program, and thus form a solution to the prime problem as well as to the dual, the minimization of $L_{\tilde{\pi}}^\beta$. For $P(T|\hat{\Lambda})$, these conditions work out to be the following for all (i, j) :

$$\hat{\lambda}_{i,j}^+ \geq 0, \tilde{P}(e_{i,j}) - P(e_{i,j}) \leq \beta, \hat{\lambda}_{i,j}^+ (\tilde{P}(e_{i,j}) - P(e_{i,j}) - \beta) = 0 \quad (40)$$

$$\hat{\lambda}_{i,j}^- \geq 0, P(e_{i,j}) - \tilde{P}(e_{i,j}) \leq \beta, \hat{\lambda}_{i,j}^- (P(e_{i,j}) - \tilde{P}(e_{i,j}) - \beta) = 0 \quad (41)$$

Since $G_{i,j}(\hat{\Lambda}, \mathbf{0}, \mathbf{0}) = 0$, by (35), if $\hat{\lambda}_{i,j} > 0$ then $G_{i,j}(\Lambda, \Delta^+, \mathbf{0})$ is nonnegative in a neighborhood of $\delta_{i,j}^+ = 0$, and so has a local minimum at this point. Such that

$$\frac{\partial G_{i,j}(\Lambda, \Delta^+, \mathbf{0})}{\partial \delta_{i,j}^+} \Big|_{\delta_{i,j}^+ = 0} = -\tilde{P}(e_{i,j}) + P(e_{i,j}) + \beta = 0. \quad (42)$$

If $\hat{\lambda}_{i,j}^+ = 0$, then (35) gives that $G_{i,j}(\hat{\Lambda}, \mathbf{0}, \mathbf{0}) = 0$ for $\delta_{i,j}^+ \geq 0$. Thus $\partial G_{i,j}(\Lambda, \Delta^+, \mathbf{0})$ cannot be decreasing at $\delta_{i,j}^+ = 0$. Therefore, the partial derivative above must be nonnegative. Altogether, these prove (40). (41) can be proved analogously.

As a whole, we proved that

$$\lim_{\ell \rightarrow \infty} L_{\tilde{\pi}}^\beta(\Lambda^{(\ell)}) = L_{\tilde{\pi}}^\beta(\hat{\Lambda}) = \min_{\Lambda} L_{\tilde{\pi}}^\beta(\Lambda).$$

□

D Proof of Theorem 2

Lemma 1. Suppose samples $\tilde{\pi}$ are obtained from any tree distribution π . Then

$$|L_{\tilde{\pi}}(\Lambda) - L_{\pi}(\Lambda)| \leq \sum_{i=0}^N \sum_{j=1}^N |\lambda_{i,j}| |\tilde{P}(e_{i,j}) - P(e_{i,j})|,$$

where $P(e_{i,j}) = \sum_{T \in \mathcal{T}: e_{i,j} \in T} \pi(T)$ and $\tilde{P}(e_{i,j}) = \sum_{T \in \mathcal{T}: e_{i,j} \in T} \tilde{\pi}(T)$.

Proof.

$$L_{\tilde{\pi}}(\Lambda) = \sum_{T \in \mathcal{T}} \tilde{\pi}(T) \log \frac{\exp \sum_{e_{i,j} \in T} \lambda_{i,j}}{Z(\Lambda)} \quad (43)$$

Such that

$$|L_{\tilde{\pi}}(\Lambda) - L_{\pi}(\Lambda)| = \left| \sum_{i,j} \lambda_{i,j} (\tilde{P}(e_{i,j}) - P(e_{i,j})) \right| \leq \sum_{i=0}^N \sum_{j=1}^N |\lambda_{i,j}| |\tilde{P}(e_{i,j}) - P(e_{i,j})|. \quad (44)$$

□

Lemma 2. Suppose samples $\tilde{\pi}$ are obtained from any tree distribution π . Assume that $|P(e_{i,j}) - \tilde{P}(e_{i,j})| \leq \beta_{i,j}, \forall (i, j)$, Let $\hat{\Lambda}$ minimize the regularized log loss $L_{\tilde{\pi}}^{\beta}(\Lambda)$. The for every Λ it holds that

$$L_{\pi}(\hat{\Lambda}) \leq L_{\pi}(\Lambda) + 2 \sum_{i=0}^N \sum_{j=1}^N \beta |\lambda_{i,j}|.$$

Proof.

$$L_{\pi}(\hat{\Lambda}) \leq L_{\tilde{\pi}}(\hat{\Lambda}) + \sum_{i,j} \beta |\hat{\lambda}_{i,j}| = L_{\tilde{\pi}}^{\beta}(\hat{\Lambda}) \quad (45)$$

$$\leq L_{\tilde{\pi}}^{\beta}(\Lambda) = L_{\tilde{\pi}}(\Lambda) + \sum_{i,j} \beta |\lambda_{i,j}| \quad (46)$$

$$\leq L_{\pi}(\Lambda) + 2 \sum_{i,j} \beta |\lambda_{i,j}|. \quad (47)$$

□

(45) to (46) is true because of the optimality of $\hat{\Lambda}$. (46) to (47) follow from Lemma 1.

Theorem 4. Suppose m samples $\tilde{\pi}$ are obtained from any tree distribution π . Let $\hat{\Lambda}$ minimize the regularized log loss $L_{\tilde{\pi}}^{\beta}(\Lambda)$ with $\beta = \sqrt{\log(N/\delta)/m}$. Then for every Λ it holds with probability at least $1 - \delta$ that

$$L_{\pi}(\hat{\Lambda}) \leq L_{\pi}(\Lambda) + 2\|\Lambda\|_1 \sqrt{\log(N/\delta)/m}$$

Proof. By Hoeffding's inequality, for a fixed pair of (i, j) , the probability that $P(e_{i,j}) - \tilde{P}(e_{i,j})$ exceeds β is at most $e^{-2\beta^2 m} = \frac{\delta}{N^2}$. By the union bound, the probability of this happening for any pair of (i, j) is at most δ . Then the theorem follows from Lemma 2. □