

Controlled Electromagnetically Induced Transparency and Fano Resonances in Hybrid BEC-Optomechanics

Kashif Ammar Yasir* and Wu-Ming Liu†

*Beijing National Laboratory for Condensed Matter Physics,
Institute of Physics, Chinese Academy of Sciences, Beijing 100190, China.*

(Dated: June 19, 2021)

We investigate the controllability of electromagnetically induced transparency (EIT) and Fano resonances in hybrid optomechanical system which is composed of cigar-shaped Bose-Einstein condensate (BEC) trapped inside high-finesse Fabry-Pérot cavity driven by a single mode optical field along the cavity axis and a transverse pump field. Here, transverse optical field is used to control the phenomenon of EIT in the output probe laser field. The output probe laser field can efficiently be amplified or attenuated depending on the strength of transverse optical field. Furthermore, we demonstrate the existence of Fano resonances in the output field spectra and discuss the controlled behavior of Fano resonances using transverse optical field. To observe this phenomena in laboratory, we suggest a certain set of experimental parameters.

PACS numbers: 42.50.Pq, 42.50.Gy, 42.25.Bs, 37.10.Vz

I. INTRODUCTION

Over a few years, Cavity-optomechanics, a rapidly developing area of research, has made a remarkable progress. A stunning manifestation of optomechanical phenomena is in exploiting the mechanical effects of light to couple the optical degree of freedom with mechanical degree of freedom [1]. In this regard, a milestone was achieved by the demonstration of optomechanics when other physical objects, most notably cold atoms or Bose-Einstein condensate (BEC), were trapped inside cavity-optomechanics [2, 3]. Through several investigations, different aspects of BEC have made spectacular contributions in understanding the complex systems[5–8]. In optomechanical systems coupling is obtained by radiation pressure [9, 10] and indirectly via quantum dot [11] and ions [12]. Optomechanics helps mechanical effects of light to cool the movable mirror to its quantum mechanical ground state [13–17] and provides a platform to study strong coupling effects in hybrid systems [18–20]. Recent magnificent discussions and simulations on bistable behavior of BEC-optomechanical system [21], high fidelity state transfer [22, 23], entanglement in cavity-optomechanics [24–28], dynamical localization in field of cavity-optomechanics [29] and the coupled arrays of micro-cavities [30] provide clear understanding for cavity-optomechanics.

Recently, electromagnetically induced transparency (EIT), a phenomenon of direct manifestation of quantum coherence [31, 32], has been extensively investigated and has provided a lot of remarkable applications [33, 34]. In atomic system, the EIT occurs due to quantum interference effects induced by coherently driving atomic wavepacket with an external pump laser field [35]. The

EIT effect has been theoretically investigated in optomechanical system [36, 37] and later experimentally verified in both optical [38, 39] and microwave [40] domains. The Fano resonances [41] have played an important role in understanding the photo-electron spectra [42] in atomic physics and have made a magnificent contribution in the latest field of plasmonics [43]. Fano resonances have also been investigated in hybrid cavity-optomechanics by using different configuration [44, 45].

In this paper, we investigate the controlled behavior of electromagnetically induced transparency (EIT) and Fano Resonances in hybrid BEC-optomechanical system which is composed of cigar-shaped Bose-Einstein condensate (BEC) trapped inside high-finesse Fabry-Pérot cavity, with one fixed mirror and one moving-end mirror with maximum amplitude q_0 , driven by a single mode optical field η along the cavity axis and a transverse pump field η_{\perp} . Transverse optical field is used to control the phenomenon of electromagnetically induced transparency (EIT) in the output probe laser field. By observing output probe field spectra, we show that the probe laser field can efficiently be amplified or attenuated depending on the strength of transverse optical field η_{\perp} . Furthermore, we demonstrate the existence of Fano resonances by solving output field spectra and discuss the controlled behavior of Fano resonances using transverse optical field. To observe this phenomena in laboratory, we have suggested a certain set of experimental parameters.

In this paper, the mathematical model of the hybrid BEC-optomechanical system is presented in section II. In section III, we derive the Langevin equation to introduce the dissipation effects in the intra-cavity field, damping associated with moving-end mirror and depletion of BEC in the system via standard quantum noise operators. In section IV, we discuss EIT in output probe field of the hybrid cavity-optomechanics and explain controlled behavior of EIT with transverse optical field. In section V, we demonstrate the existence of fano resonances and de-

*Electronic address: kashif_ammar@yahoo.com

†Electronic address: wliu@iphy.ac.cn

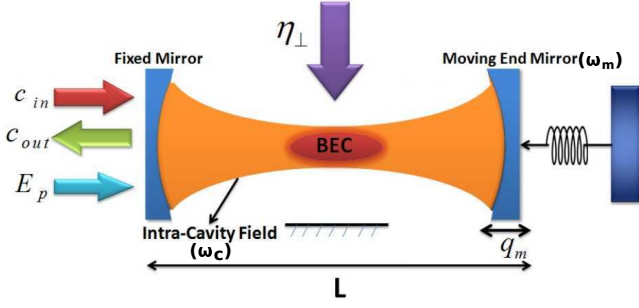


FIG. 1: (Color online) Cigar-shaped Bose-Einstein condensate (BEC) is trapped inside a Fabry-Pérot cavity of length L with a fixed mirror and a moving-end mirror, with frequency ω_m and having maximum amplitude of q_0 , driven by a single mode optical field with frequency ω_p . Intra-cavity field, with frequency ω_c , interacts with BEC and due to photon recoil, the momentum side modes are generated in the matter wave. To observe electromagnetically induced transparency (EIT) in output field spectra, we use external probe field with frequency ω_{pp} . E_p corresponds to the power of external probe field. We use another transverse field, with intensity η_{\perp} , to control the output spectral dynamics of optomechanical system.

scribe their controllability by using transverse optical field. The results are summarized in section-VI.

II. BEC-OPTOMECHANICS

We consider a Fabry-Pérot cavity of length L with a fixed mirror and a moving-end mirror driven by a single mode optical field with frequency ω_p , as shown in Fig. 1. Cigar-Shaped BEC, with N-two level atoms, is trapped inside optical cavity [2, 46, 47]. Moreover, optomechanical system consists of a transverse optical field, with intensity η_{\perp} and frequency ω_{\perp} , which interacts perpendicularly with BEC [48–52]. Counter propagating field inside the cavity forms a one-dimensional optical lattice. The moving-end mirror has harmonic oscillations with frequency ω_m having a maximum amplitude q_0 and exhibits Brownian motion in the absence of coupling with radiation pressure.

The complete Hamiltonian of the system consists of three parts,

$$\hat{H} = \hat{H}_m + \hat{H}_a + \hat{H}_T, \quad (1)$$

where, \hat{H}_m is related to the intra-cavity field and its coupling to the moving-end mirror, \hat{H}_a describes the BEC and its coupling with intra-cavity field while, \hat{H}_T accounts for noises and damping associated with the system. The Hamiltonian \hat{H}_m is given as [53],

$$\begin{aligned} \hat{H}_m = & \hbar\Delta_c\hat{c}^{\dagger}\hat{c} + \frac{\hbar\omega_m}{2}(\hat{p}^2 + \hat{q}^2) - g_m\hbar\hat{c}^{\dagger}\hat{c}\hat{q} - i\hbar\eta(\hat{c} - \hat{c}^{\dagger}) \\ & - i\hbar E_p(\hat{c}e^{i\Delta_p} - \hat{c}^{\dagger}e^{-i\Delta_p}), \end{aligned} \quad (2)$$

where, first term corresponds to the energy of the intra-cavity field, $\Delta_c = \omega_c - \omega_p$ is detuning, ω_c is intra-cavity field frequency and \hat{c}^{\dagger} (\hat{c}) are creation (annihilation) operators for intra-cavity field interacting with mirror and condensates with commutation relation $[\hat{c}, \hat{c}^{\dagger}] = 1$. Second term accounts for the energy of moving-end mirror. Here \hat{q} and \hat{p} are representing dimensionless position and momentum operators respectively, for moving-end mirror with commutation relation $[\hat{q}, \hat{p}] = i$, which reveals the value of the scaled Planck's constant, $\hbar = 1$. As intra-cavity field is coupled with moving-end mirror through radiation pressure so third term represents coupled energy of moving-end mirror with field. Here $g_m = \sqrt{2}(\omega_c/L)x_0$ is the coupling strength and $x_0 = \sqrt{\hbar/2m\omega_m}$, is zero point motion of mechanical mirror having mass m . Second last term gives relation between the intra-cavity field and the external pump field $|\eta| = \sqrt{P_{in}\kappa/\hbar\omega_p}$, where, P is the input laser power and κ is cavity decay rate associated with out-going modes. Last term is associated with external probe field and E_p is related to the power of the probe field as $|E_p| = \sqrt{P_p\kappa/\hbar\omega_p}$. $\Delta_p = \omega_p - \omega_l$ is the detuning of external probe laser field with external pump field.

The Hamiltonian for BEC and its coupling with intra-cavity field (H_a), in strong detuning regime and in the rotating frame at external field frequency is derived by considering quantized motion of atoms along with the cavity axis. We assume that BEC is dilute enough and many body interaction effects are ignored[49, 51]. Here,

$$\begin{aligned} \hat{H}_a = & \int \hat{\psi}^{\dagger}(x)\left[-\frac{\hbar d^2}{2m_a dx^2} + \hbar U_0\hat{c}^{\dagger}\hat{c}\cos^2 kx\right. \\ & \left. + \hbar\eta_{\perp}\cos(kx)(\hat{c}^{\dagger} + \hat{c})\right]\hat{\psi}(x)dx, \end{aligned} \quad (3)$$

$\hat{\psi}(\hat{\psi}^{\dagger})$ is bosonic annihilation (creation) operator and $U_0 = g_0^2/\Delta_a$, g_0 is the vacuum Rabi frequency, Δ_a is far-off detuning between field frequency and atomic transition frequency. [Note: in equation 3, we have not considered for now the effects of harmonic trap causing the confinement of atoms inside the cavity.] Furthermore, m_a is mass of an atom, ω_0 is atomic transition frequency and $k = \omega_p/c$ is the wave number. $\eta_{\perp} = g_0\Omega_p/\Delta_a$ is the coupling of BEC with transverse field and represents maximum scattering and Ω_p is the Rabi frequency of the transverse pump field. Due to field interaction with BEC, photon recoil takes place that generates symmetric momentum $\pm 2l\hbar k$ side modes, where, l is an integer. In the weak field approximation, we consider low photon coupling. Therefore, only lowest order perturbation of the wave function will survive and higher order perturbation will be ignored. So, $\hat{\psi}$ is defined depending upon these 0^{th} , 1^{st} and 2^{nd} modes [21] as,

$$\hat{\psi}(x) = \frac{1}{\sqrt{L}}[\hat{b}_0 + \sqrt{2}\cos(kx)\hat{b}_1 + \sqrt{2}\cos(2kx)\hat{b}_2], \quad (4)$$

here, \hat{b}_0, \hat{b}_1 and \hat{b}_2 are annihilation operators for 0^{th} , 1^{st} and 2^{nd} modes respectively. By using $\hat{\psi}(x)$ defined above

in Hamiltonian H_a , we write the Hamiltonian governing the field-condensate interaction as,

$$\begin{aligned} \hat{H}_a = & \omega_r \hat{b}_1^\dagger \hat{b}_1 + 4\omega_r \hat{b}_2^\dagger \hat{b}_2 + \frac{\hbar U_0}{4} \hat{c}^\dagger \hat{c} [\sqrt{2}(\hat{b}_0^\dagger \hat{b}_2 + \hat{b}_2^\dagger \hat{b}_0) \\ & + 2N + \hat{b}_1^\dagger \hat{b}_1] + \frac{\hbar \eta_\perp}{2} (\hat{c}^\dagger + \hat{c}) [\sqrt{2}(\hat{b}_0^\dagger \hat{b}_1 \\ & + \hat{b}_1^\dagger \hat{b}_0) + (\hat{b}_1^\dagger \hat{b}_2 + \hat{b}_2^\dagger \hat{b}_1)]. \end{aligned} \quad (5)$$

The sum of particles in all momentum side modes is, $\hat{b}_0^\dagger \hat{b}_0 + \hat{b}_1^\dagger \hat{b}_1 + \hat{b}_2^\dagger \hat{b}_2 = N$, where, N is the total number of bosonic particles. As population in 0^{th} mode is much larger than the population in 1^{st} and 2^{nd} order side modes, therefore, we can comparatively ignore the population in 1^{st} and 2^{nd} order side modes and can write $\hat{b}_0^\dagger \hat{b}_0 \simeq N$ or \hat{b}_0 and $\hat{b}_0^\dagger \rightarrow \sqrt{N}$. This is possible when side modes are weak enough to be ignored. Moreover, for Bogoliubov mode expansion, we consider small interaction of intra-cavity field with BEC so, that atomic mode can perform motion analog to the moving-end mirror of the system. Under these assumptions, we recover the cavity-optomechanics-like Hamiltonian discussed in Ref.[2] and [21] and given as,

$$\hat{H}_a = \frac{\hbar U_0 N}{2} \hat{c}^\dagger \hat{c} + \frac{\hbar \Omega}{2} (\hat{P}^2 + \hat{Q}^2) + g_a \hbar \hat{c}^\dagger \hat{c} \hat{Q} + \hbar \eta_{eff} \hat{Q} (\hat{c}^\dagger + \hat{c}). \quad (6)$$

First term accommodates the potential energy for condensate in intra-cavity field. We assume large atom-field detuning Δ_a , so that, the excited atomic levels can be adiabatically eliminated. Second term describes the motion atomic momentum side modes excited by radiation pressure. It can be observed that the atomic side modes are analogous of a mirror whose motion is driven by radiation pressure. $\hat{P} = \frac{i}{\sqrt{2}}(\hat{b}_2 - \hat{b}_2^\dagger)$ and $\hat{Q} = \frac{1}{\sqrt{2}}(\hat{b}_2 + \hat{b}_2^\dagger)$ are dimensionless momentum and position operators for such atomic mirror with canonical relation, $[\hat{Q}, \hat{P}] = i$ and $\Omega = 4\omega_r = 2\hbar k^2/m_a$, is recoil frequency of an atom. Third term in equ.(6) describes coupled energy of field and condensate with coupling strength $g_a = \frac{\omega_c}{L} \sqrt{\hbar/m_{bec} 4\omega_r}$, where, $m_{bec} = \hbar\omega_c^2/(L^2 N U_0^2 \omega_r)$ is the side mode mass of condensate. The last term accounts for the coupling of BEC with transverse field and $\eta_{eff} = \sqrt{n} \eta_\perp$ is transverse coupling strength. From equ.6, it can be noted that in the absence of transverse optical field, when there is no excitation for $\cos(kx)$, we recover the same expression for atomic mode of the cavity-optomechanics as in Ref.[2] and [21].

III. LANGEVIN EQUATIONS

The Hamiltonian \hat{H}_T describes the effects of dissipation in the intra-cavity field, damping of moving-end mirror and depletion of BEC in the system via standard quantum noise operators [54]. The total Hamiltonian

H leads to develop coupled quantum Langevin equations for optical, mechanical (moving-end mirror) and atomic (BEC) degrees of freedom.

$$\begin{aligned} \frac{d\hat{c}}{dt} = & \dot{\hat{c}} = (i\Delta_0 + ig_m \hat{q} - ig_a \hat{Q} - \kappa) \hat{c} + i\eta_{eff} \hat{Q} \\ & + \eta + E_p e^{-i\Delta_p t} + \sqrt{2\kappa} c_{in}, \end{aligned} \quad (7)$$

$$\frac{d\hat{p}}{dt} = \dot{\hat{p}} = -\omega_m \hat{q} + g_m \hat{c}^\dagger \hat{c} - \gamma_m \hat{p} + \hat{f}_B, \quad (8)$$

$$\frac{d\hat{q}}{dt} = \dot{\hat{q}} = \omega_m \hat{p}, \quad (9)$$

$$\frac{d\hat{P}}{dt} = \dot{\hat{P}} = -4\omega_r \hat{Q} - g_a \hat{c}^\dagger \hat{c} - \gamma_r \hat{P} + \hat{f}_{1m}, \quad (10)$$

$$\frac{d\hat{Q}}{dt} = \dot{\hat{Q}} = 4\omega_r \hat{P} - \gamma_r \hat{Q} + \hat{f}_{2m}. \quad (11)$$

$\tilde{\Delta} = \Delta_c - NU_0/2$ is the effective detuning of the system and \hat{a}_{in} is Markovian input noise associated with intra-cavity field. The term γ_m describes mechanical energy decay rate of the moving-end mirror and \hat{f}_B is Brownian noise operator associated with the motion of moving-end mirror [55]. The term γ_r represents damping of BEC due to harmonic trapping potential which affects momentum side modes while, \hat{f}_{1m} and \hat{f}_{2m} are the associated noise operators assumed to be Markovian. We consider positions and momenta as classical variables. To write the steady state values of the operator, we assume optical field decay at its fastest rate so that the time derivative can be set to zero in equation (7). The static solutions are given as,

$$c_s = \frac{\eta + i\eta_{eff} \hat{Q}}{\kappa + i(\Delta_a - g_m \hat{q} + g_a \hat{Q})}, \quad (12)$$

$$q_s = \frac{g_m c_s^\dagger c_s}{\omega_m}, \quad (13)$$

$$p_s = 0, \quad (14)$$

$$Q_s = \frac{-g_a c_s^\dagger c_s}{4\omega_r [1 - \gamma_r/4\omega_r]}, \quad (15)$$

$$P_s = \frac{\gamma_r}{4\omega_r} Q_s \quad (16)$$

where c_s , q_s and Q_s represent the steady-state solution of intra-cavity field, the mechanical mirror displacement, and the position of the BEC mode, respectively. To observe output field spectra, we deal with the mean response of the system to the probe field in the presence of the coupling field and transverse field. First, we linearized quantum Langevin equations by inserting ansatz $\hat{c}(t) = c_s + \delta c(t)$, $\hat{q}(t) = q_s + \delta q(t)$, $\hat{p}(t) = p_s + \delta p(t)$, $\hat{Q}(t) = Q_s + \delta Q(t)$ and $\hat{P}(t) = P_s + \delta P(t)$ in Langevin equations and taking care of only first-order terms in fluctuating operators $\delta c(t)$, $\delta q(t)$, $\delta p(t)$, $\delta Q(t)$ and $\delta P(t)$. The linearized quantum Langevin equations are obtained

as,

$$\begin{aligned} \delta\dot{c}(t) &= -(\kappa + i\Delta)\delta c(t) + G_m\delta q(t) - G_a\delta Q(t) \\ &\quad + i\eta_{eff}\delta Q(t) + E_p e^{-i\Delta_p t} + \sqrt{2\kappa}c_{in}, \end{aligned} \quad (17)$$

$$\begin{aligned} \delta\dot{c}^\dagger(t) &= -(\kappa - i\Delta)\delta c^\dagger(t) + G_m\delta q(t) - G_a\delta Q(t) \\ &\quad - i\eta_{eff}\delta Q(t) + E_p e^{i\Delta_p t} + \sqrt{2\kappa}c_{in}^*, \end{aligned} \quad (18)$$

$$\delta\dot{q}(t) = \omega_m\delta p(t), \quad (19)$$

$$\begin{aligned} \delta\dot{p}(t) &= -\omega_m\delta q(t) + G_m(\delta c(t) + \delta c^\dagger(t)) \\ &\quad - \gamma_m\delta p(t) + \hat{f}_B, \end{aligned} \quad (20)$$

$$\delta\dot{Q}(t) = \omega_r\delta P(t) + \hat{f}_2m, \quad (21)$$

$$\begin{aligned} \delta\dot{P}(t) &= -\omega_m\delta Q(t) + G_a(\delta c(t) + \delta c^\dagger(t)) \\ &\quad - \gamma_r\delta P(t) + \hat{f}_1m, \end{aligned} \quad (22)$$

where, $\Delta = \Delta_0 - g_m q + g_a Q$ is the effective detuning of the system and $G_m = g_m|c_s|$, $G_a = g_a|c_s|$ are the effective coupling of optical field with the moving-end mirror and the condensate mode, respectively. To solve mean value equation of the system, we write expectation value of operators in form $O = \sum_{n=-\infty}^{\infty} e^{-n\omega t} O_n$, here O is a generic operator. $\langle \delta c(t) \rangle$, $\langle \delta q(t) \rangle$, $\langle \delta p(t) \rangle$, $\langle \delta Q(t) \rangle$ and $\langle \delta P(t) \rangle$ are the expectation values corresponding to fluctuating operators $\delta c(t)$, $\delta q(t)$, $\delta p(t)$, $\delta Q(t)$ and $\delta P(t)$, respectively.

To solve linearized quantum Langevin equations, we assume that the coupling of external pump field η is much stronger than the coupling of external probe field E_p . Under this assumption, the solutions of linearized Langevin equations can be approximated to the first order external probe field by ignoring all higher order terms of E_p . So, the solution for intra-cavity probe field is now given as,

$$\begin{aligned} \tilde{c}_+ &= \frac{E_p}{X(\Delta_p)Y(\Delta_p)} [Y(\Delta_p) + (\kappa + i(\Delta + \Delta_p)) \\ &\quad + X(\Delta_p)(\kappa - i(\Delta - \Delta_p) + X(\Delta_p))], \end{aligned} \quad (23)$$

$$\tilde{c}_- = E_p \left[\frac{\kappa - i(\Delta + \Delta_p) + X^*(\Delta_p)}{Y^*(\Delta_p)} \right], \quad (24)$$

where,

$$\begin{aligned} X(\Delta_p) &= -\frac{G_a^2\omega_r + iG_a\eta_{eff}\omega_r}{\omega_r^2 - \Delta_p^2 + i\gamma_r\Delta_p} \\ &\quad - \frac{G_m^2\omega_m}{\omega_m^2 - \Delta_p^2 + i\gamma_m\Delta_p}, \end{aligned} \quad (25)$$

$$\begin{aligned} Y(\Delta_p) &= -\Delta^2 - \kappa^2 - 2i\kappa\Delta_p + \Delta_p^2 \\ &\quad + \frac{2\omega_r G_a^2(\kappa + i\Delta_p) - 2\omega_r \Delta \eta_{eff} G_a}{i\gamma_r\Delta_p - \Delta_p^2 + \omega_r^2} \\ &\quad + \frac{2\kappa\omega_m G_m^2}{i\gamma_m\Delta_p - \Delta_p^2 + \omega_m^2}. \end{aligned} \quad (26)$$

Eq.23 and Eq.24 clearly describe the dependence of output field spectra on the coupling of different degrees of freedom. In particular, we can observe the rule of transverse optical field coupling with BEC mode in output field. Furthermore, to investigate the EIT-like behavior,

we write output field spectra by using input-output relation $c_{out} = \sqrt{2\kappa}c - c_{in}$ [54], where c_{in} and c_{out} represent input and output field, respectively. Moreover, we ignore quantum noises associated with c_{out} and c_{in} as discussed earlier. The out-going optical field can be expressed as,

$$\langle c_{out} \rangle = c_0 + c_+ E_p e^{-i\Delta_p t} + c_- E_p^* e^{i\Delta_p t} \quad (27)$$

By using above relation and input-output field relation, we describe the components of output field spectra at probe field frequency and Stokes frequency as,

$$\begin{aligned} c_+ &= \sqrt{2\kappa}\tilde{c}_+ + 1, \\ c_- &= \sqrt{2\kappa}\tilde{c}_-, \end{aligned} \quad (28)$$

respectively. In the absence of optical coupling with moving-end mirror and BEC mode, the output field spectra at probe frequency and stokes frequency is given as,

$$c_- = \frac{2\kappa}{\kappa + i(\Delta - \Delta_p)}, \quad (29)$$

$$c_+ = 0. \quad (30)$$

IV. CONTROLLABLE EIT IN OUTPUT FIELD

The hybrid BEC-optomechanical system shown in Fig.1 is simultaneously driven by external pump field with frequency ω_p and probe field with frequency ω_{pp} , generating radiation pressure force which oscillates at frequency difference $\Delta_p = \omega_{pp} - \omega_p$. When this resultant force oscillates with frequency close to the frequency of mechanical mode (moving-end mirror) ω_m or atomic mode (BEC) $4\omega_r$, it gives rise to the Stokes and anti-Stokes scatterings of light from the strong intra-cavity standing field. But the Stokes scattering is strongly suppressed because conventionally, optomechanical systems are operated in resolved-sideband regime $\kappa \ll \omega_m$, which is off-resonant with Stokes scattering and so only anti-Stokes scattering survives inside the cavity. Therefore, due to the presence of probe field and pump field inside the system, electromagnetically induced transparency (EIT) like behavior appears in the output field spectra.

To make this study of tunable EIT and Fano resonances in hybrid BEC-Optomechanics experimentally feasible, we choose a regime of particular parameters very close to the recent experimental studies [1, 2, 47]. In addition, we consider the parameters such that the system remain in stable regime as discuss in Ref. [50, 51]. We consider $N = 2.3 \times 10^4$ ^{87}Rb atoms trapped inside Fabry-Pérot cavity with length $L = 1.25 \times 10^{-4}$, driven by single mode external field with power $P_{in} = 0.0164mW$, frequency $\omega_p = 3.8 \times 2\pi \times 10^{14} \text{Hz}$ and wavelength $\lambda_p = 780nm$. The intra-cavity optical mode oscillates with frequency $\omega_c = 15.3 \times 2\pi \times 10^{14} \text{Hz}$, with intra-cavity decay rate $\kappa = 1.3 \times 2\pi k \text{Hz}$. The vacuum Rabi frequency of the system is considered as, $U_0 = 3.1 \times 2\pi M \text{Hz}$. Intra-cavity field produces recoil of $\omega_r = 3.8 \times 2\pi k \text{Hz}$

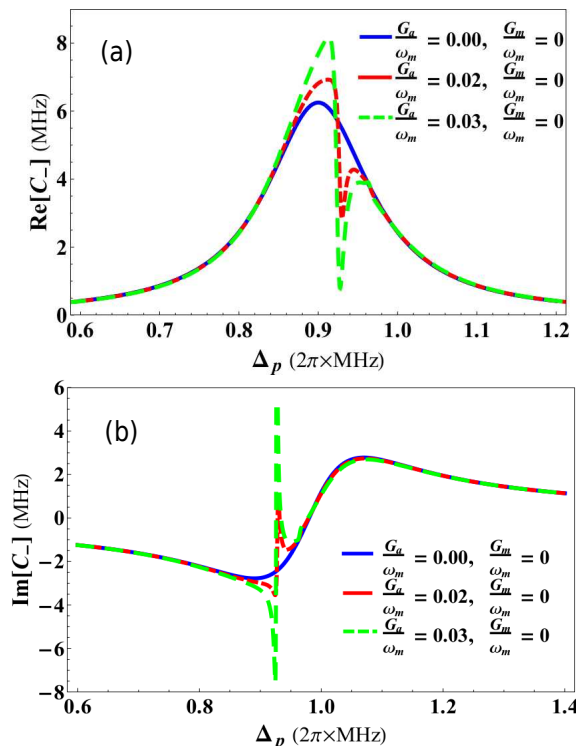


FIG. 2: (Color online) The absorption and dispersion quadratures of the output field spectra C_- are demonstrated as a function of probe detuning Δ_p/ω_m and in the absence of transverse optical field coupling $\eta_{eff}/\kappa = 0$. (a) describe the behavior of single-EIT in real quadrature of output probe field with various coupling strengths $G_a/\omega_m = 0$, $G_m/\omega_m = 0$ (blue curve), $G_a/\omega_m = 0.02$, $G_m/\omega_m = 0$ (red curve), and $G_a/\omega_m = 0.03$, $G_m/\omega_m = 0$ (green curve). (b) contains similar behavior in imaginary quadrature of output probe field with different couplings $G_a/\omega_m = 0$, $G_m/\omega_m = 0$ (blue curve), $G_a/\omega_m = 0.02$, $G_m/\omega_m = 0$ (red curve), and $G_a/\omega_m = 0.03$, $G_m/\omega_m = 0$ (green curve). The effective detuning of the system is $\Delta = 0.52 \times 2\pi MHz$ and the frequency of moving-end mirror is considered as, $\omega_m = 1.02 \times 2\pi MHz$. The atomic mode and mechanical mode damping are $\gamma_r = 0.21 \times 2\pi kHz$ and $\gamma_m = 1.1 \times 2\pi kHz$, respectively. The cavity optical decay is $\kappa = 1.3 \times 2\pi kHz$.

in atomic mode trapped inside cavity with damping rate $\gamma_r = 0.21 \times 2\pi kHz$. The moving-end mirror of cavity should be a perfect reflector and oscillates with frequency $\omega_m = 1.02 \times 2\pi MHz$ with damping $\gamma_m = 1.1 \times 2\pi kHz$. From given parameters, one can observe that the system is in resolved-sideband regime because $\omega_m \gg \kappa$, this condition is also referred to good-cavity limit.

The real ($Re[C_-]$) and imaginary ($Im[C_-]$) quadratures of out-going probe field as a function of probe-cavity detuning are discussed in Fig.2, in the absence of transverse field coupling $\eta_{eff}/\kappa = 0$. Here, $Re[C_-]$ and $Im[C_-]$ accounts for in-phase and out-phase, respectively, quadratures of output field spectra and also referred to the absorption and dispersion behavior of out-going optical mode. Fig.2(a) and Fig.2(b) demonstrate

the single-EIT behavior of such absorption and dispersion quadratures, respectively, of output field spectra for different quadratures, respectively, of output field spectra for different coupling strengths $G_a/\omega_m = 0$, $G_m/\omega_m = 0$ (blue curve), $G_a/\omega_m = 0.02$, $G_m/\omega_m = 0$ (red curve), and $G_a/\omega_m = 0.03$, $G_m/\omega_m = 0$ (green curve). To observe single-EIT behavior, we have considered the case when system is only coupled to the intra-cavity atomic mode or BEC and the coupling of moving-end mirror with intra-cavity optical mode is zero. The EIT behavior in cavity-optomechanics with coupled mirror have already been discussed in previous works like [36, 38, 39, 44]. We consider that the optomechanical system is being operated in strong coupling regime which means intra-cavity optical mode is strongly coupled to atomic mode of the system. When collective density excitation of atomic mode of cavity became resonant with intra-cavity optical mode, it cause strong coupling between atomic mode and system. It is only possible when the strength of coupling between single atom and single photon of the cavity $g_0 = 10.9 \times 2\pi MHz$ is larger than both decay rate of the atomic excited state $\gamma_r = 0.21 \times 2\pi kHz$ as well as intra-cavity field decay $\kappa = 1.3 \times 2\pi kHz$ ($g_0 \gg \gamma_a, \kappa$) [2, 39]. We can also note from mathematical expression of atomic coupling that the strength of atomic mode coupling is directly proportional to the vacuum Rabi frequency ($G_a \propto U_0 = g_0^2/\Delta_a$).

In Fig.2, one can easily observe there are no signatures of EIT in absorption and dispersion spectra of output field (blue curves) when intra-cavity field is not coupled with mechanical mode and condensate mode ($G_a/\omega_m = 0$, $G_m/\omega_m = 0$). While in red curve, the single-EIT window appears in output probe field due to intra-cavity optical mode coupling with atomic mode (BEC) ($G_a/\omega_m = 0.02$), however, coupling of intra-cavity field with mechanical mode is kept zero $G_m/\omega_m = 0$. Green curve shows the enhancement in single-EIT window in output probe field by increasing the coupling strength to $G_a/\omega_m = 0.03$. These results clearly prove the existence of single-EIT window in output probe field when intra-cavity optical mode is only coupled to atomic mode of cavity-optomechanics.

Fig.3 describes the EIT behavior in the output field spectra of the optomechanical system in presence of probe detuning Δ_p/ω_m and transverse optical field η_{eff}/κ . Fig.3(a) and Fig.3(d) represent absorption (real) and dispersion (imaginary) quadratures, respectively, of output probe field in the absence of transverse field $\eta_{eff}/\kappa = 0$ with various coupling strengths $G_a/\omega_m = 0$, $G_m/\omega_m = 0$ (blue curve), $G_a/\omega_m = 0.08$, $G_m/\omega_m = 0.05$ (red curve), and $G_a/\omega_m = 0.1$, $G_m/\omega_m = 0.08$ (green curve). Results show that there are no signs of EIT-like behavior in absorption and dispersion spectra of output field (blue curves) when system is isolated form mechanical mode and condensate mode ($G_a/\omega_m = 0$, $G_m/\omega_m = 0$). On the other hand, in red curve, two EIT windows appear in output probe field because the optical mode of the system is now coupled to both mechanical mode (moving-end mirror) ($G_m/\omega_m = 0.05$) as

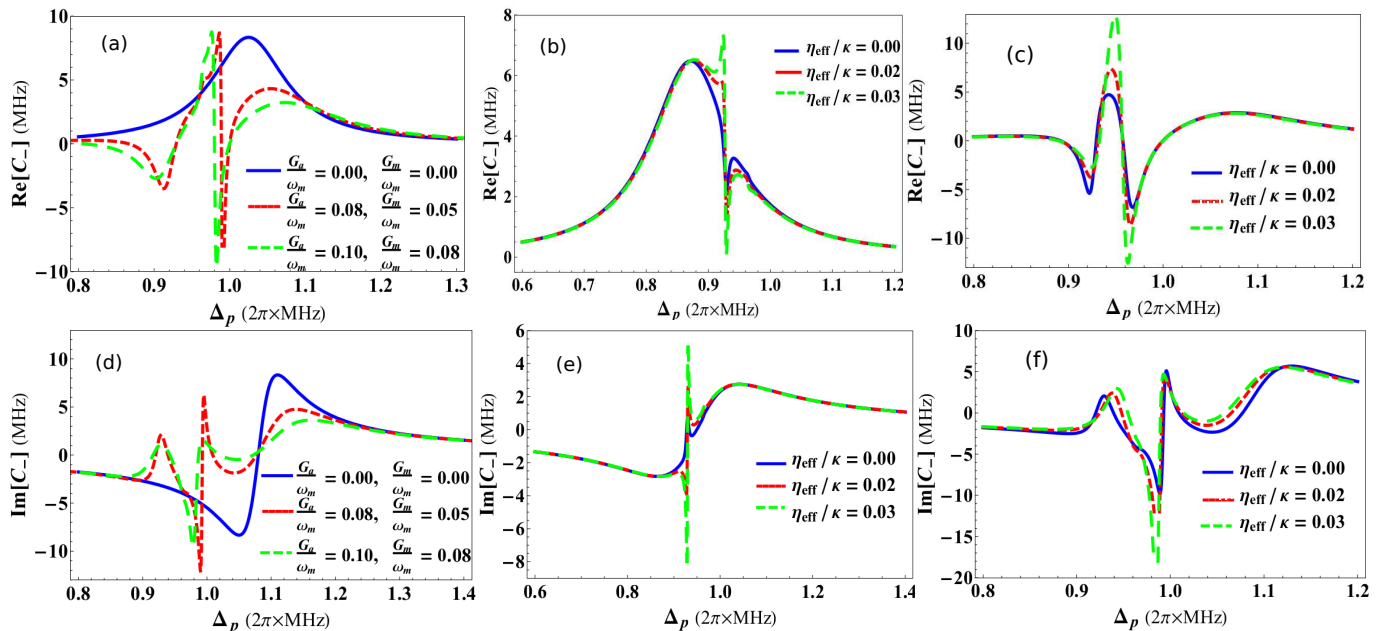


FIG. 3: (Color online) The real and imaginary quadratures of the output probe field C_- are presented as a function of probe detuning Δ_p/ω_m and transverse optical field η_{eff}/κ . (a) and (d) accommodate double-EIT behavior in real and imaginary quadratures, respectively, in the absence of transverse field $\eta_{eff}/\kappa = 0$ and with various coupling strengths $G_a/\omega_m = 0$, $G_m/\omega_m = 0$ (blue curve), $G_a/\omega_m = 0.08$, $G_m/\omega_m = 0.05$ (red curve), and $G_a/\omega_m = 0.1$, $G_m/\omega_m = 0.08$ (green curve). (b) and (e) demonstrate single-EIT windows with coupling strengths $G_a/\omega_m = 0.03$, $G_m/\omega_m = 0$, as a function of transverse field strengths $\eta_{eff}/\kappa = 0$ (blue curve), $\eta_{eff}/\kappa = 0.02$ (red curve) and $\eta_{eff}/\kappa = 0.03$ (green curve). Similarly, (c) and (f) show double-EIT behavior of output field spectra with coupling $G_a/\omega_m = 0.1$, $G_m/\omega_m = 0.08$, as a function of transverse field strengths $\eta_{eff}/\kappa = 0$ (blue curve), $\eta_{eff}/\kappa = 0.02$ (red curve) and $\eta_{eff}/\kappa = 0.03$ (green curve). The remaining parameters are same as in Fig.2.

well as to the condensate mode with coupling strength $G_a/\omega_m = 0.08$. Such behavior is also known as double-EIT response of output field [44, 45]. When system is coupled to atomic mode and mechanical mode at the same time and optical mode of the system become resonant to both these modes, it gives rise to anti-Stokes scattering inside the system causing appearance of another EIT window in output field. Green curves in Fig.3(a) and (d) demonstrate similar behavior double-EIT when the coupling strengths are increased to $G_a/\omega_m = 0.1$, $G_m/\omega_m = 0.08$. We observe that the quadratures of double-EIT behavior are increased by increasing coupling strengths. Given results in Fig.3(a) and (d) show such double-EIT behavior in output field when optomechanical system is coupled to moving-end mirror of the system and BEC trapped inside the system.

Fig.3(b) and Fig3(e) demonstrate single-EIT behavior in absorption and dispersion quadratures, respectively, of output probe field under the influence of transverse optical field η_{eff}/κ when intra-cavity optical mode is coupled to condensate mode with coupling strength $G_a/\omega_m = 0.03$ while the coupling of optical mode with moving-end mirror is zero $G_m/\omega_m = 0$. [Note: we cannot observe transverse optical field effects on single-EIT when intra-cavity optical degree of freedom is only coupled to the moving-end mirror, as shown in single-EIT results

in previous works like [36, 38, 39, 44], because transverse optical field is only interacting with BEC trapped inside the cavity. Therefore, we only consider condensate mode coupling while studying effects of transverse field on single-EIT.] Blue curves show single-EIT windows in output probe field in the absence of transverse optical field $\eta_{eff}/\kappa = 0$. On the other hand, red and green curves demonstrate the effects of transverse field strengths $\eta_{eff}/\kappa = 0.02$ and $\eta_{eff}/\kappa = 0.03$, respectively, on the single-EIT behavior. When transverse field photon interacts with atomic mode of the system, it gives rise to the total photon number n inside the cavity by scattering transverse photons into the system, which leads to another nonlinear contribution to the anti-Stokes scatterings and enhance the EIT behavior in output field. We can observe such effects of transverse field in the results that the strength of single-EIT is efficiently amplified by increasing the strength of transverse optical field.

Similarly, Fig.3(c) and Fig3(f) represent double-EIT behavior in absorption and dispersion quadratures respectively, of output probe field as a function of transverse optical field η_{eff}/κ when intra-cavity optical mode is coupled to both condensate mode with coupling strength $G_a/\omega_m = 0.1$ and to the moving-end mirror is $G_m/\omega_m = 0.08$. Blue curves in both these figures describe double-EIT behavior in the absence of transverse

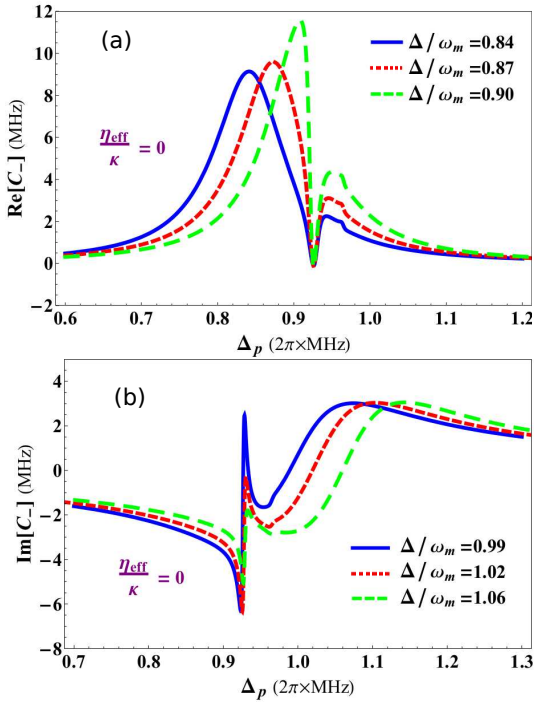


FIG. 4: (Color online) Single-Fano resonances are shown in the absorption (real) and dispersion (imaginary) profile of output probe field in the absence of transverse field coupling, as a function of normalized probe field detuning Δ_p/ω_m and normalized effective detuning of the system Δ/ω_m with coupling $G_a/\omega_m = 0.03$ and $G_m/\omega_m = 0$. (a) demonstrates absorption spectra of output field with different values of effective detuning $\Delta/\omega_m = 0.84$ (blue curve), $\Delta/\omega_m = 0.87$ (red curve) and $\Delta/\omega_m = 0.90$ (green curve). Similarly, (b) shows dispersion behavior of output field with effective detuning $\Delta/\omega_m = 0.99$ (blue curve), $\Delta/\omega_m = 1.02$ (red curve) and $\Delta/\omega_m = 1.06$ (green curve). All other parameters are same as in Fig.2.

field $\eta_{eff}/\kappa = 0$. Besides, red and green curves represent double-EIT with transverse field strengths $\eta_{eff}/\kappa = 0.02$ and $\eta_{eff}/\kappa = 0.03$, respectively. We can observe, like single-EIT results, double-EIT windows are enhanced by increasing the transverse optical coupling. Therefore, in accordance to these results, we can confidently state that by increasing transverse optical field coupling, we can enhance the phenomenon of electromagnetically induced transparency (EIT) in hybrid BEC-optomechanics.

V. TUNABLE FANO RESONANCES

The formation of Fano resonance in the output optical mode of hybrid optomechanical system is a fascinating phenomenon caused by quantum mechanical interaction between different degrees of freedom of the system [44, 45]. The constructive and destructive quantum interferences among narrow discrete intra-cavity optical resonances are the foundation of Fano resonances in output

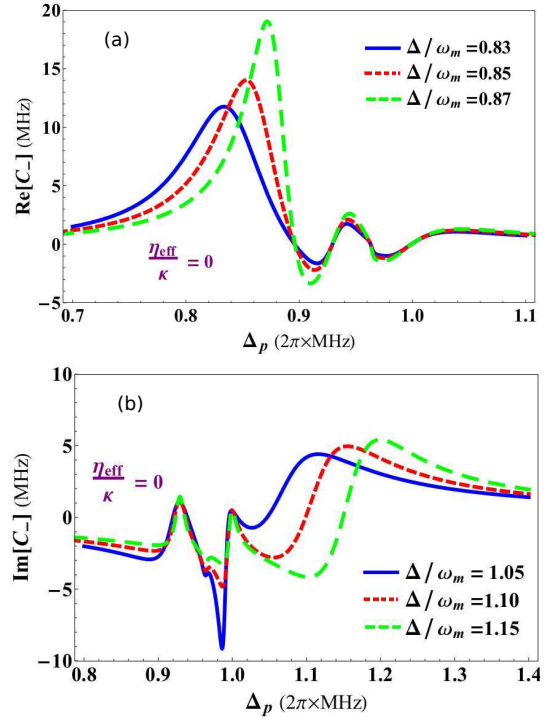


FIG. 5: (Color online) Double-Fano resonances are presented in the absorption (real) and dispersion (imaginary) profile of output probe field in the absence of transverse field coupling, as a function of normalized probe field detuning Δ_p/ω_m and normalized effective detuning of the system Δ/ω_m with coupling $G_a/\omega_m = 0.1$ and $G_m/\omega_m = 0.08$. (a) shows real quadrature of output field under different effective detuning strengths $\Delta/\omega_m = 0.83$ (blue curve), $\Delta/\omega_m = 0.85$ (red curve) and $\Delta/\omega_m = 0.97$ (green curve). On the other hand, (b) presents imaginary quadrature of output field with effective detuning values $\Delta/\omega_m = 1.05$ (blue curve), $\Delta/\omega_m = 1.1$ (red curve) and $\Delta/\omega_m = 1.15$ (green curve). Remaining parameters are same as in Fig.2.

of such complex systems. The transverse field effects on EIT presented in Fig.2 and Fig.3 are similar to the single and double-Fano resonances but tuned by transverse optical field. We conventionally observe Fano line shapes in EIT windows by tuning effective detuning of the system. The variation in effective detuning of the system brings change to the anti-Stokes scatterings which causes the shift in EIT window. In following, we demonstrate Fano behavior of system output field with respect to different parameters.

Fig.4 shows single-Fano resonances in the absorption (real) and dispersion (imaginary) profile of output probe field in the absence of transverse field coupling $\eta_{eff}/\kappa = 0$, as a function of normalized probe field detuning Δ_p/ω_m and normalized effective detuning of the system Δ/ω_m . The coupling of intra-cavity optical mode with atomic mode is $G_a/\omega_m = 0.03$ while, the coupling of optical mode with mechanical mode is kept zero ($G_m/\omega_m = 0$). which means, optomechanical system is only coupled to the condensate mode trapped inside the

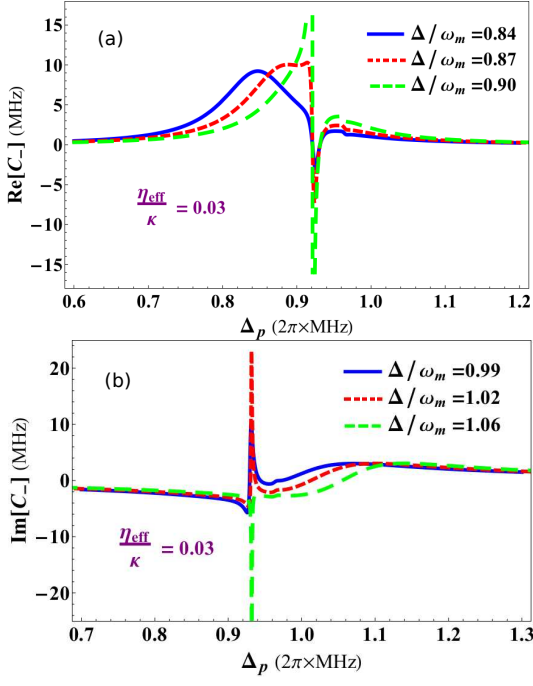


FIG. 6: (Color online) The effects of transverse optical field, with coupling $\eta_{eff}/\kappa = 0.03$, on single-Fano resonances are presented in the absorption (real) and dispersion (imaginary) profiles of output probe field as a function of normalized probe field detuning Δ_p/ω_m and under the influence of normalized effective detuning of the optomechanical system Δ/ω_m . The coupling strengths are same as in Fig.4. (a) shows absorption quadrature of output optical mode with different detuning strengths $\Delta/\omega_m = 0.84$ (blue curve), $\Delta/\omega_m = 0.87$ (red curve) and $\Delta/\omega_m = 0.9$ (green curve). While, (b) accounts for imaginary quadrature of output field having effective detuning strengths $\Delta/\omega_m = 0.99$ (blue curve), $\Delta/\omega_m = 1.02$ (red curve) and $\Delta/\omega_m = 1.06$ (green curve). Remaining parameters are same as in Fig.2.

cavity. Fig.4(a) and Fig.4(b) describe absorption and dispersion profile, respectively, in output probe field as a function of normalized probe detuning. Blue curve in absorption shows Fano line with effective system detuning $\Delta/\omega_m = 0.84$. While, red and green curves in real quadrature represent fano behavior under influence of effective detuning $\Delta/\omega_m = 0.87$ and $\Delta/\omega_m = 0.9$, respectively. Similarly, blue curve in dispersion profile shows the existence of Fano resonance with effective system detuning $\Delta/\omega_m = 0.99$. Besides, red and green curves in imaginary quadrature of output field represent fano behavior under influence of effective detuning $\Delta/\omega_m = 1.02$ and $\Delta/\omega_m = 1.06$, respectively. We can observe, each curve with different height follow a same dip in absorption and dispersion response which causes the formation of resonance in out-going optical mode. By analyzing these curves, one can predict the formation of Fano resonance in the output field.

We further investigate the existence of double-Fano resonances in output probe field by introducing another

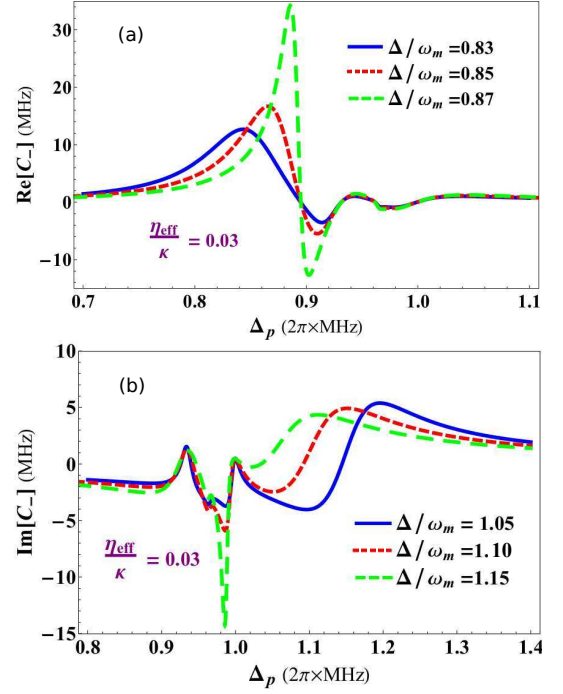


FIG. 7: (Color online) The behavior of double-Fano resonances are demonstrated in the absorption (real) and dispersion (imaginary) quadratures of output probe field as a function of normalized probe field detuning Δ_p/ω_m and effective detuning Δ/ω_m under the notable effects of transverse optical field having strength $\eta_{eff}/\kappa = 0.03$. The system coupling strengths are same as in Fig.5. (a) shows absorption profile of output field under effective detuning strengths $\Delta/\omega_m = 0.83$ (blue curve), $\Delta/\omega_m = 0.85$ (red curve) and $\Delta/\omega_m = 0.97$ (green curve). On the other hand, (b) presents dispersion quadrature of output field with effective detuning values $\Delta/\omega_m = 1.05$ (blue curve), $\Delta/\omega_m = 1.1$ (red curve) and $\Delta/\omega_m = 1.15$ (green curve). All other parameters are same as in Fig.2.

coupling in the optomechanical system and modifying effective detuning [45]. As the phenomenon of EIT is very sensitive to the coupling with different degrees of freedom in the system. Therefore by introducing another coupling, we can convert single-Fano resonance to double-Fano resonance. Fig.5 shows such double-Fano resonances in the absorption and dispersion profile of output probe field in the absence of transverse field coupling $\eta_{eff}/\kappa = 0$ and as a function of normalized probe field detuning Δ_p/ω_m and normalized effective detuning of the system Δ/ω_m . The coupling of intra-cavity optical mode with moving-end mirror is $G_a/\omega_m = 0.1$ and the coupling of optical mode with condensate mode is $G_a/\omega_m = 0.08$. Fig.5(a) describes absorption and Fig.5(b) describes dispersion profile in output probe field as a function of normalized probe detuning. Blue curves, in Fig.5(a) and Fig.5(b), show the double-Fano line with effective detuning values $\Delta/\omega_m = 0.85$ and $\Delta/\omega_m = 1.1$, respectively. Similarly, red curves, in absorption and dispersion, accommodate the double-Fano response under the influence

of effective detuning $\Delta/\omega_m = 0.94$ and $\Delta/\omega_m = 0.96$, respectively and green curves accounts for the influence of effective detuning $\Delta/\omega_m = 0.87$ and $\Delta/\omega_m = 1.15$, respectively. By analyzing these results, we come to know the existence of single-Fano resonances as well as double-Fano resonances in the output probe field of the system [44, 45].

In previous Fano resonance results, we have ignored the effects of transverse optical field coupling. But it will be very important to keep these effects and analyze the behavior of Fano resonances. Fig.6 illustrates such effects on single-Fano resonances emerging in output field spectra in the presence of transverse field coupling $\eta_{eff}/\kappa = 0.03$. Fig.6(a) shows real quadrature of out-going mode where, blue, red and green curves corresponds to the effective detuning strengths $\Delta/\omega_m = 0.85$, $\Delta/\omega_m = 0.87$ and $\Delta/\omega_m = 0.9$, respectively. On the other hand, Fig.6(b) represents imaginary quadrature of output field where, blue, red and green curves correspond to the influence of system detuning strengths $\Delta/\omega_m = 0.99$, $\Delta/\omega_m = 1.02$ and $\Delta/\omega_m = 1.06$, respectively. One can observe, how quadratures of single-Fano lines are increased due to the presence of transverse field. Transverse optical field causes scattering of photon inside the cavity which gives rise to intra-cavity photon number and this nonlinear factor brings modification to the out-going optical mode of cavity. It is understood that if we further increase the strength of transverse coupling, it will definitely modify Fano behavior in output field.

Fig.7 shows similar behavior for double-Fano resonances in real and imaginary profile of out-going probe field under the influence of transverse field strength. Fig.7(a) shows absorption and Fig.7(b) shows dispersion behavior at transverse optical field strength $\eta_{eff}/\kappa = 0.03$. Blue curves, in Fig.7(a) and Fig.7(b), show the effects of η_{eff}/κ on double-Fano curves appearing in out-going mode with effective detuning values $\Delta/\omega_m = 0.85$ and $\Delta/\omega_m = 1.1$, respectively. While, red curves, in absorption and dispersion quadratures, illustrates the effects on double-Fano response with effective detuning $\Delta/\omega_m = 0.94$ and $\Delta/\omega_m = 0.96$, respectively and green curves accounts for the similar response double-Fano resonance under the influence of effective detuning $\Delta/\omega_m = 0.87$ and $\Delta/\omega_m = 1.15$, respectively. By comparing results of Fig.4 and Fig.5 with Fig.6 and Fig.7, we can easily note the effects of transverse optical field on the double-Fano resonance of the optomechanical system. The absorption and dispersion quadratures of single-Fano as well as double-Fano resonances are notably modified by increasing transverse optical field strength which we can observe in presented results.

VI. CONCLUSION

In conclusion, we discuss the controllability of electromagnetically induced transparency (EIT) and Fano Resonances in hybrid BEC-optomechanical system which is composed of cigar-shaped Bose-Einstein condensate (BEC) trapped inside high-finesse Fabry-Pérot cavity driven by a single mode optical field along the cavity axis and a transverse pump field. As, the transverse optical field directly interacts with condensate mode which causes the scattering of transverse photon inside the cavity, so, by varying transverse field, we can modify the dynamics of system. We have shown the controlled behavior of electromagnetically induced transparency (EIT) in output probe field by using transverse field. We discuss existence of single-EIT window in output field of cavity-optomechanics in the absence of moving-end mirror, which means intra-cavity optical mode was only coupled to atomic mode (BEC) of the system. The single-EIT as well as double-EIT windows in output probe laser field are efficiently amplified by increasing the strength of transverse optical field. Furthermore, the single and double-Fano resonances are discussed in out-going probe field of the system. The influence of transverse optical field is also been studied on Fano resonances of the system. Moreover, we have suggested a certain set of experimental parameters to observe these phenomena in laboratory.

In future, we will apply this method of control to discuss the nonlinear dynamics of hybrid system, especially to explore dynamics of interacting Bose-Einstein condensate in such complex systems. Besides, we intend to extend this method to study the controllability of novel phenomenon like entanglement. Additional goals include the study of effects of spin-orbit coupling [7, 8] using magnetic field in hybrid BEC-optomechanical systems.

Acknowledgments

This work was supported by the NKBRSCF under grants Nos. 2011CB921502, 2012CB821305, NSFC under grants Nos. 61227902, 61378017, 11434015, SKLQO-QOD under grants No. KF201403, SPRPCAS under grants No. XDB01020300. We strongly acknowledge financial support from CAS-TWAS President's PhD fellowship programme (2014).

[1] T. J. Kippenberg and K. J. Vahala, Science **321**, 1172 (2008).
 [2] F. Brennecke, S. Ritter, T. Donner, and T. Esslinger, Science **322**, 235 (2008).

[3] H. Ritsch, P. Domokos, F. Brennecke, and T. Esslinger, Rev. Mod. Phys. **85**, 553 (2013).
 [4] Ying Dong, Jinwu Ye, and Han Pu, Phys. Rev. A **83**, 031608(R) (2011).

- [5] Dae-II Choi and Qian Niu, Phys. Rev. Lett. **82**, 2022-2025 (1999); W. M. Liu, B. Wu, and Qian Niu, Phys. Rev. Lett. **84**, 2294-2297 (2000).
- [6] W. Vincent Liu, Phys. Rev. Lett. **79**, 4056 (1997); M. Lewenstein and W. V. Liu, a News & Views article, Nat. Phys. **7**, 101 (2011).
- [7] Zi Cai, Xiangfa Zhou, and Congjun Wu, Phys. Rev. A **85**, 061605(R) (2012); Zi Cai, Yu Wang, and Congjun Wu, Phys. Rev. B **86**, 060517(R) (2012).
- [8] L. Dong, L. Zhou, B. Wu, R. Balasubramanian, and Han Pu, Phys. Rev. A **89**, 011602(R)(2014); Hui Hu, B. Ramachandhran, Han Pu, and Xia-Ji Liu, Phys. Rev. Lett. **108**, 010402 (2012).
- [9] V. B. Braginsky, Measurement of Weak Forces in Physics Experiments, University of Chicago Press, Chicago (1977).
- [10] S. Mancini, V. Giovannetti, D. Vitali, and P. Tombesi, Phys. Rev. Lett. **88**, 120401 (2002).
- [11] L. Tian and P. Zoller, Phys. Rev. Lett. **93**, 266403 (2004).
- [12] A. Naik, *et al.*, Nature (London) **443**, 193 (2006).
- [13] A. D. O'Connell *et al.*, Nature **464**, 697 (2010).
- [14] J. D. Teufel *et al.*, Nature **475**, 359 (2011).
- [15] J. Chan *et al.*, Nature **478**, 89 (2011).
- [16] K. Liu, L. Tan, C. H. Lv, and W. M. Liu, Phys. Rev. A **83**, 063840 (2011).
- [17] Q. Sun, X. H. Hu, A. C. Ji, and W. M. Liu, Phys. Rev. A **83**, 043606 (2011); Yu Yi-Xiang, Jinwu Ye, and W. M. Liu, Nature, Scientific Reports **3**, 3476 (2013).
- [18] S. Groeblacher, K. Hammerer, M.R. Vanner, and M. Aspelmeyer, Nature (London) **460**, 724 (2009).
- [19] J. D. Teufel, D. Li, M. S. Allman, K. Cicak, A. J. Sirois, J. D. Whittaker, and R. W. Simmonds, Nature (London) **471**, 204 (2011).
- [20] E. Verhagen, S. Deleglise, S. Weis, A. Schliesser, and T. J. Kippenberg, Nature (London) **482**, 63 (2012). Dae-II Choi and Qian Niu, Phys. Rev. Lett. **82**, 2022-2025 (1999).
- [21] K. Zhang, W. Chen, M. Bhattacharya, and P. Meystre, Phys. Rev. A **81**, 013802 (2010).
- [22] Ying-Dan Wang and A. A. Clerk, Phys. Rev. Lett. **108**, 153603, (2012).
- [23] S. Singh, H. Jing, E. M. Wright, and P. Meystre, Phys. Rev. A **86**, 021801, (2012).
- [24] Gabriele De Chiara, Mauro Paternostro, and G. Massimo Palma, Phys. Rev. A **83**, 052324 (2011).
- [25] M. Abdi, S. Pirandola, P. Tombesi, and D. Vitali, Phys. Rev. Lett. **109**, 143601 (2012).
- [26] M. Abdi, S. Pirandola, P. Tombesi, and D. Vitali, Phys. Rev. A **89**, 022331 (2014).
- [27] Eyob A. Sete, H. Eleuch, and C. H. Raymond Ooi, J. Opt. Soc. Am. B **31**, 2821 (2014).
- [28] T. Shi, Longhua Jiang, and Jinwu Ye, Phys. Rev. B **81**, 235402 (2010); A. M. Dudarev, R. B. Diener, B. Wu, M. G. Raizen, and Q. Niu, Phys. Rev. Lett **91**, 010402 (2003).
- [29] K. A. Yasir, M. Ayub, and F. Saif, J. Mod. Opt. **61**, 1318 (2014); M. Ayub, K. A. Yasir, and F. Saif, Laser Phys. **24**, 115503 (2014).
- [30] A. C. Ji, X. C. Xie, and W. M. Liu, Phys. Rev. Lett. **99**, 183602 (2007); A. C. Ji, Q. Sun, X. C. Xie, and W. M. Liu, Phys. Rev. Lett. **102**, 023602 (2009); L. Tan, Y. Q. Zhang, and W. M. Liu, Phys. Rev. A **84**, 063816 (2011).
- [31] Marlan O. Scully and M. Suhail Zubairy, Quantum Optic, Cambridge University Press (1997).
- [32] A. H. Safavi-Naeini, *et al.*, Nature **472**, 69 (2011).
- [33] S. E. Harris, Phys. Today **50**, 36 (1997).
- [34] S. E. Harris, J. E. Field, and A. Imamoglu, Phys. Rev. Lett. **64**, 1107 (1990). K. J. Boller, A. Imamoglu, and S. E. Harris, Phys. Rev. Lett. **66**, 2593 (1991).
- [35] M. M. Kash, *et al.*, Phys. Rev. Lett. **82**, 5229 (1999); M. D. Lukin and A. Imamoglu, Nature **413**, 273 (2001).
- [36] G. S. Agarwal and S. Huang, Phys. Rev. A **81**, 041803(R) (2010).
- [37] M. Asjad, J. Russ. Laser. Res. **34**, 3 (2013); M. Asjad, J. Russ. Laser. Res. **34**, 2 (2013).
- [38] D. E. Chang, A. H. Safavi-Naeini, M. Hafezi, and O. Painter, New J. Phys. **13**, 013017 (2010); A. H. Safavi-Naeini and O. Painter, New J. Phys. **13**, 013017 (2011).
- [39] S. Weis, *et al.*, Science **330**, 1520 (2010).
- [40] F. Massel, *et al.*, Nat. Commun. **3**, 987 (2012).
- [41] U. Fano, Phys. Rev. **124**, 1866 (1961).
- [42] B. H. Bransden and C. C. Jean Joachain, Physics of Atoms and Molecules, 2nd ed. (Addison-Wesley, New York, 2003), Chap. 4.
- [43] Benjamin Gallinet and Olivier J. F. Martin, Phys. Rev. B **83**, 235427 (2011).
- [44] K. Qu and G. S. Agarwal, Phys. Rev. A **87**, 063813 (2013).
- [45] M. J. Akram, F. Ghafoor, and F. Sair, J. Phys. B, **48**, 065502 (2015).
- [46] J. Estve, C. Gross, A. Weller, S. Giovanazzi, and M. K. Oberthaler, Nature (London) **455**, 1216 (2008).
- [47] F. Brennecke, *et al.*, Nature (London) **450**, 268 (2007).
- [48] Mauro Paternostro, Gabriele De Chiara, and G. Massimo Palma, Phys. Rev. Lett. **104**, 243602 (2010).
- [49] J. M. Zhang, F. C. Cui, D. L. Zhou, and W. M. Liu, Phys. Rev. A **79**, 033401 (2009).
- [50] Kashif Ammar Yasir, and Wu-Ming Liu, arXiv:1503.08752 [quant-ph] (2015).
- [51] Shuai Yang, M. Al-Amri, Jrg Evers, and M. Suhail Zubairy Phys. Rev. A **83**, 053821 (2011).
- [52] X. F. Zhang, *et al.*, Phys. Rev. Lett. **110**, 090402 (2013).
- [53] C. K. Law, Phys. Rev. A **51**, 2537 (1995).
- [54] C. W. Gardiner, *Quantum Noise* (Berlin, Springer, 1991).
- [55] M. Paternostro, *et al.*, New Journal of Physics **8**, 107 (2006); V. Giovannetti and D. Vitali, Phys. Rev. A **63**, 023812 (2001).