

Periodic Event-Triggered Synchronization of Linear ¹ Multi-agent Systems with Communication Delays

Eloy Garcia, Yongcan Cao, and David W. Casbeer

Abstract

Multi-agent systems cooperation to achieve global goals is usually limited by sensing, actuation, and communication issues. At the local level, continuous measurement and actuation is only approximated by the use of digital mechanisms that measure and process information in order to compute and update new control input values at discrete time instants. Interaction with other agents or subsystems takes place, in general, through a digital communication channel with limited bandwidth where transmission of continuous-time signals is not possible. Additionally, communication channels may be subject to other imperfections such as time-varying delays. This paper considers the problem of consensus (or synchronization of state trajectories) of multi-agent systems that are described by general linear dynamics and are connected using undirected graphs. An event-triggered consensus protocol is proposed, where each agent implements discretized and decoupled models of the states of its neighbors. This approach not only avoids the need for continuous communication between agents but also provides a decentralized method for transmission of information in the presence of time-varying communication delays where each agent decides its own broadcasting time instants based only on local information. This method gives more flexibility for scheduling information broadcasting compared to periodic and sampled-data implementations. The use of discretized models by each agent allows for a periodic event-triggered strategy where continuous actuation and continuous measurement of the states are not necessary.

Corresponding Author: elgarcia@infoscitex.com.

This work has been supported in part by AFOSR LRIR No. 12RB07COR.

Eloy Garcia is a contractor (Infoscitex Corp.) with the Control Science Center of Excellence, Air Force Research Laboratory, Wright-Patterson AFB, OH 45433.

Yongcan Cao and David Casbeer are with the Control Science Center of Excellence, Air Force Research Laboratory, Wright-Patterson AFB, OH 45433.

A shorter version of this document was submitted to the IEEE Transactions on Automatic Control.

I. INTRODUCTION

Cooperative control of multi-agent systems is an active research area with broad and relevant applications in commercial, academic and military areas [1]. The design of decentralized and scalable control algorithms provides the necessary coordination for a group of agents to outperform agents operating independently. In multiple scenarios where communication among agents is limited, decentralized computation of the time instants that each agent needs to transmit relevant information is also necessary. Continuous actuation and continuous measurement of local states may also be restricted by particular hardware limitations.

Consensus problems with limited communication have been studied using the sampled-data (periodic) approach [2], [3], [4], and [5]. An important drawback of periodic transmission is that it requires synchronization between the agents, that is, all agents need to transmit their information at the same time instants and, in some cases, it requires a conservative sampling period for worst case situations.

In the present paper, in lieu of periodic approaches, we use an asynchronous communication scheme based on event-triggered control strategies and we consider agents that are described by general linear dynamics which are subject to limited actuation update rates and also to limited local sensor measurement update rates. In addition, we consider the case where communication among agents is subject to communication delays. In contrast to periodic (or time-triggered) implementations, in the context of event-triggered control, information or measurements are not transmitted periodically in time but they are triggered by the occurrence of certain events. In event-triggered broadcasting [6], [7], [8], [9], [10], [11], [12], and [13], a subsystem sends its local state to the network only when it is necessary, that is, only when a measure of the local subsystem state error is above a specified threshold. Event-triggered control strategies have been used for stabilization of multiple coupled subsystems as in [14], [15], and [16]. Consensus problems have also been studied using these techniques [17], [18], [19], [20], [21], [22], [23]. Event-triggered control provides a more robust and efficient use of network bandwidth. Its implementation in multi-agent systems also provides a highly decentralized way to schedule transmission instants which does not require synchronization compared to periodic sampled-data approaches.

One important restriction related to event-triggered control techniques is that continuous measurement of state variables and continuous computation of state errors and time-varying

thresholds is required. One solution explored by different researchers is self-triggered control [24], [25], [26], [27]. The main difference with respect to event-triggered control is that a measure of the state is not being compared constantly against a predefined threshold. Instead, the current state measurement is used to determine its next deadline, i.e. the next time that the sensor is required to send a measurement to the controller. A recent extension to event-triggered control is the so called *periodic event-triggered control* [28], [29], where measurements of states and computations of errors and thresholds occur, not continuously in time, but only at periodic time instants. The decision to transmit the current measurement is taken at the sampling instants based on current measurements and computed thresholds.

Consensus problems where all agents are described by general linear models have been considered by different authors [30], [31], [32], [33], [34], [35], [36], and [37]. In these papers it is assumed that continuous communication between agents is possible. The work in [38] considers the consensus problem of agents with linear dynamics under communication constraints. Specifically, the authors consider the existence of continuous communication among agents for finite intervals of time and the total absence of communication among agents for other time intervals, and the minimum rate of continuous communication to no communication is given.

Event-triggered consensus of agents with linear dynamics and limited communication was recently explored in [39] and [40]. In our previous work [41] and [42] we proposed a novel approach in which each agent implements models of the decoupled dynamics of each one of its neighbors and uses the model states to compute the local control input. This approach offered better performance than Zero-Order-Hold (ZOH) approach used in [39] and [40] where the updates from neighbors are kept constant by the local agent. A similar model-based framework was proposed in [43] where only constant thresholds were used. One of the main limitations of the ZOH approach [39], [40] is that it is not capable to keep up with unstable trajectories and updates need to be generated more frequently. In consensus with general linear dynamics, unstable systems are one of the most interesting cases to analyze. The model-based approach in [41], [42] provides better estimates of neighbors and reduces generation of events as agents converge to similar unstable trajectories. Communication delays using the event-triggered approach in these papers were addressed in [44]. The present paper offers complete proofs with respect to [44] and, more importantly, it extends the consensus protocol in that paper in order to consider limited

actuation and sensing update rates. A periodic event-triggered control technique for consensus of linear multi-agent systems is proposed in the present paper where each agent implements discretized and decoupled models of the states of neighbors. Communication delays are also considered. The case shown in [44] represents only a particular case of the approach described here, when continuous actuation and continuous measurements are possible to implement and obtain, respectively.

In the present paper decentralized event thresholds that guarantee practical consensus¹ and strictly positive inter-event times are designed. The lower-bounds on the inter-event time intervals are independent of the particular system trajectories, therefore they hold for any two consecutive local events. The main contribution of this paper is the design of periodic event-triggered strategies for consensus of linear systems with limited sensing and actuation updates and with communication delays. The periodic event-triggered control technique automatically avoids the presence of Zeno behavior². However, and for completeness, we establish the relationship between a selected sampling period and the performance of the consensus protocol with respect to the bounds on the state disagreement.

The present paper addresses the several problems that were not considered by [42]:

- 1) Time-varying communication delays. The transmitted event-based measurement updates are subject to communication delays.
- 2) Constrained sensing and event computation rate. Each agent does not need to continuously measure its own state but only at finite time instants. Similarly, continuous computation of errors and events is not necessary and these operations are performed only at discrete-time instants.
- 3) Constrained actuation rate. This event-based approach also provides sampled actuation time instants instead of continuous actuation.

Continuous measurement, actuation, and computation of events severely restrict the operation of the subsystems; therefore, the relaxations addressed in this paper offer a significant advantage

¹In the case of unstable trajectories practical consensus is obtained when the difference between the states of any two agents is bounded.

²Zeno behavior in event-triggered control refers to the occurrence of an infinite number of triggering events in a finite time interval.

in terms of implementation and resource management.

The remainder of this paper is organized as follows. Section II provides a brief background on graph theory and describes the problem and the consensus protocol. Section III gives a result assuming continuous communication which will be used in the main results of this paper in Sections IV and V. Design of periodic decentralized event thresholds for systems with limited sensing and actuation capabilities is addressed in Section IV. Section V extends this approach in order to consider time-varying, but bounded, communication delays. Section VI presents illustrative examples and Section VII concludes the paper.

II. PRELIMINARIES

A. Graph Theory

Consider a graph $\mathcal{G} = \{\mathcal{V}, \mathcal{E}\}$ consisting of a set of vertices or nodes $\mathcal{V} = \{1, \dots, N\}$ and a set of edges \mathcal{E} . An edge between nodes i and j is represented by the pair $(i, j) \in \mathcal{E}$. A graph \mathcal{G} is called undirected if $(i, j) \in \mathcal{E} \Leftrightarrow (j, i) \in \mathcal{E}$ and the nodes are called adjacent. The adjacency matrix \mathcal{A} is defined by $a_{ij} = 1$ if the nodes i and j are adjacent and $a_{ij} = 0$ otherwise. If $(j, i) \in \mathcal{E}$, then j is said to be a neighbor of i . The set \mathcal{N}_i is called the set of neighbors of node i , and N_i is its cardinality. A node j is an element of \mathcal{N}_i if $(j, i) \in \mathcal{E}$. A path from node i to node j is a sequence of distinct nodes that starts at i and ends at j , such that every pair of consecutive nodes is adjacent. An undirected graph is connected if there is a path between every pair of distinct nodes. The Laplacian matrix \mathcal{L} of \mathcal{G} is defined as $\mathcal{L} = \mathcal{D} - \mathcal{A}$ where \mathcal{D} represents the degree matrix which is a diagonal matrix with entries $d_{ii} = \sum_{j \in \mathcal{N}_i} a_{ij}$. For undirected graphs, \mathcal{L} is symmetric and positive semi-definite. \mathcal{L} has zero row sums and, therefore, zero is an eigenvalue of \mathcal{L} with associated eigenvector $\mathbf{1}_N$ (a vector with all its N entries equal to one), that is, $\mathcal{L}\mathbf{1}_N = \mathbf{0}_N$. If an undirected graph is connected then \mathcal{L} has exactly one eigenvalue equal to zero and all its non-zero eigenvalues are positive; they can be set in increasing order $\lambda_1(\mathcal{L}) < \lambda_2(\mathcal{L}) \leq \lambda_3(\mathcal{L}) \leq \dots \leq \lambda_N(\mathcal{L})$, with $\lambda_1(\mathcal{L}) = 0$.

Lemma 1: Let \mathcal{L} be the symmetric Laplacian of an undirected and connected graph. Then, consensus is achieved if and only if

$$V = \chi^T \hat{\mathcal{L}} \chi = 0, \tag{1}$$

where $\hat{\mathcal{L}} = \mathcal{L} \otimes Q$, $Q \in \mathbb{R}^{n \times n}$ is a symmetric positive definite matrix,

$$\chi(t) = \begin{bmatrix} \chi_1(t)^T & \chi_2(t)^T & \dots & \chi_N(t)^T \end{bmatrix}^T,$$

$\chi_i \in \mathbb{R}^n$, and \otimes denotes the Kronecker product.

Proof. See Appendix.

B. Problem Statement

Consider a group of N agents with fixed communication graphs and fixed weights. Each agent's dynamics are described by the following:

$$\dot{x}_i(t) = Ax_i(t) + Bu_i(t_\mu), \quad i = 1, \dots, N, \quad (2)$$

with

$$u_i(t_\mu) = cF \sum_{j \in \mathcal{N}_i} (x_i(t_\mu) - y_j(t_\mu)), \quad i = 1, \dots, N, \quad (3)$$

where $A \in \mathbb{R}^{n \times n}$, $B \in \mathbb{R}^{n \times m}$, $x_i \in \mathbb{R}^n$ is the state of agent i , and $u_i \in \mathbb{R}^m$ is the control input for agent i . $F \in \mathbb{R}^{m \times n}$ and $c \in \mathbb{R}_+$ are design parameters that are defined below. The variables $y_j \in \mathbb{R}^n$ represent a model of the j^{th} agent's state using the decoupled and discretized dynamics:

$$y_j(t_{\mu+1}) = Gy_j(t_\mu), \quad j = 1, \dots, N. \quad (4)$$

for $t_\mu \in [t_{k_j}, t_{k_{j+1}})$ where $G = e^{Ah}$, $h = t_{\mu+1} - t_\mu$, and $y_j(t_{k_j}) = x_j(t_{k_j})$. We refer to h as the discretization or sampling period since it is used to obtain the discrete-time model G and the state of each agent, x_i , $i = 1, \dots, N$, is sampled every h time units. The discretization period h is constant but the communication intervals for each agent are not constant. The transmission time intervals are non-periodic and are determined by event-triggered rules. This means that at every time instant t_μ each agent samples its own state and updates its control input (3). It also uses its sampled state to compute its local state error and to determine if it is necessary or not to transmit the current state $x(t_\mu)$ to its neighbors. An example showing this relationship is shown in Fig. 1. This figure shows the continuous-time state $x_i(t)$ and its discrete-time model $y_i(t_\mu)$. Two event-triggered model updates are shown, at time t_{k_i} and at time $t_{k_{i+1}}$. The first event-triggered model update occurs at sampling time t_μ while the following event time instant is equivalent, in this example, to sampling time $t_{\mu+7}$, that is, 7 sampling time instants occur

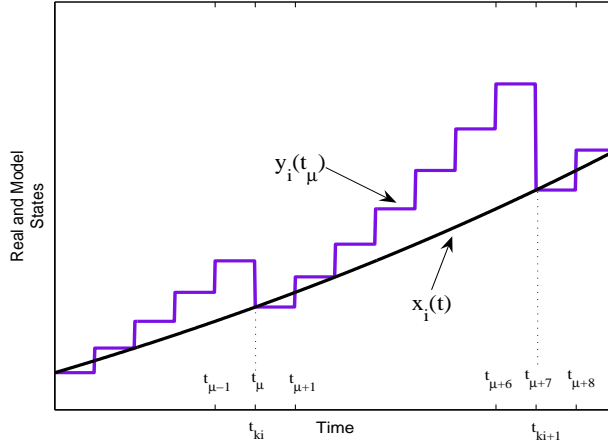


Fig. 1. Representation of periodic sampling time instants and event-triggered communication time instants

between t_{k_i} and t_{k_i+1} in this example. Note that at the event time instants the model is updated and it takes the current value of $x_i(t_{k_i})$.

The main advantage of using a periodic event-triggered control scheme is that measuring the state of each agent (and the associated computations that require evaluation of state errors and thresholds) is only performed at some periodic time instants (every h time units) instead of doing it continuously as it is common in most event-triggered control schemes. There are additional advantages of using discrete-time models of the continuous-time system dynamics compared to [42], [44] where continuous-time models were used. For instance, continuous actuation is not required and the operations related to implementing discrete-time models at every node are simplified with respect to implementing continuous-time models.

Every agent in the network implements a model of itself $y_i(t_\mu)$ and also models of its neighbors $y_j(t_\mu)$, $j \in \mathcal{N}_i$. The model state $y_i(t_\mu)$ is not used by agent i for control since the real state, $x_i(t_\mu)$, is locally available at every sampling time t_μ . However, the local model state, $y_i(t_\mu)$, is used to trigger local events. This way of defining the local control input (3) represents a difference with respect to the approach in [41] and [42] where the control input is a function of model variables, including y_i .

Local events for agent i are defined as follows. When an event is triggered, agent i will transmit

its current state $x_i(t_{k_i})$ to its neighbors and each one of the neighbors updates the model state they have of agent i . At the same time instant, agent i will update its local model using the same state measurement. The notation t_{k_i} represents the local broadcasting time instants, i.e. when agent i triggers an event and transmits its current state. Since we check for events not continuously but only at sampling times t_μ , then t_{k_i} is equal to some sampling instant t_μ but, in general, not every time instant t_μ is a broadcasting instant t_{k_i} . The decision to trigger an event in order to broadcast the current state is given by the event-triggered schemes described in the following sections.

For negligible communication delays, agent i and its neighbors will all update their local models $y_i(t_\mu)$ at the same time instant. Since agent i and its neighbors use the same measurements to update the models, say, $x_i(t_{k_i})$ and the model dynamics (4) represent the decoupled dynamics where all agents use the same state matrix, then the model states $y_i(t_\mu)$ implemented by agent i and by its neighbors are the same. In the presence of communication delays the previous statement will not hold and we will differentiate between $y_{ii}(t_\mu)$, the model state of agent i as seen by agent i , and $y_{ij}(t_\mu)$, the model state of agent i as seen by agents j , $j \in \mathcal{N}_i$. More details concerning communication delays are presented in Section V.

The model update process is similar for all agents $i = 1, \dots, N$. The local control input (3) is decentralized since it only depends on local information, that is, on the sampled state of the local agent and on the discretized model states of its neighbors. Continuous or even periodic access to the states of neighbors is not needed.

Note that the difference between ZOH periodic samples of the agent dynamics (2) and our proposed models (4) is given by the input term in (2) and this input decreases as the agents approach a consensus state. It can also be seen that in the particular case when systems (2) represent single integrator dynamics, then our models degenerate to ZOH models as in [17], [18].

III. CONSENSUS WITH CONTINUOUS MEASUREMENTS

This section provides an important result in Lemma 2 that will be useful in the following sections. Let us assume in this section that continuous actuation by each agent and continuous communication between agents are possible, then the agent dynamics (2) are now driven by the

local control inputs

$$u_i(t) = cF \sum_{j \in \mathcal{N}_i} (x_i(t) - x_j(t)), \quad i = 1 \dots N. \quad (5)$$

Assume that the pair (A, B) is controllable. Then, for $\alpha > 0$ there exists a symmetric and positive definite solution P to

$$PA + A^T P - 2PBB^T P + 2\alpha P < 0. \quad (6)$$

Let

$$F = -B^T P \quad (7)$$

and $c \geq 1/\lambda_2$.

Theorem 1: Assume the pair (A, B) is controllable and the communication graph is connected and undirected. Define F as in (7) and $c \geq 1/\lambda_2$. Then the following symmetric matrix

$$\bar{\mathcal{L}} = \hat{\mathcal{L}}A_c + A_c^T \hat{\mathcal{L}} \quad (8)$$

has only n eigenvalues equal to zero and the rest of its eigenvalues are negative. In addition, the eigenvectors associated with its n zero eigenvalues belong to the subspace spanned by the eigenvectors associated with the n zero eigenvalues of $\hat{\mathcal{L}}$, where $\hat{\mathcal{L}} = \mathcal{L} \otimes P$, $A_c = \bar{A} + \bar{B}$, $\bar{A} = I_N \otimes A$, $\bar{B} = c\mathcal{L} \otimes BF$, and I_N is an identity matrix of size N .

Proof. See Appendix.

Lemma 2: Assume the pair (A, B) is controllable and the communication graph is connected and undirected. Then, protocol (5), with F defined in (7) and $c \geq 1/\lambda_2$, solves the consensus problem for agents described by (2). Furthermore, the Lyapunov function defined by $V = x^T \hat{\mathcal{L}}x$ has a time derivative along the trajectories of (2) with inputs (5) given by $\dot{V} = x^T \bar{\mathcal{L}}x$.

From Theorem 1 it can be seen that \dot{V} is negative when the overall system is in disagreement and is equal to zero only when the corresponding states are in total agreement. In the latter case we also have $V = 0$, see Lemma 1. Different from consensus with single integrators, where the agents converge to a constant value, here it is only required that the difference between states of agents tends to zero, regardless of the particular response of the systems. As with many consensus algorithms, an estimate of the second smallest eigenvalue of the Laplacian matrix is required; this is the only global information needed by the agents. Algorithms for distributed

estimation of the second eigenvalue of the Laplacian have been presented in [45], [46]. Readers are referred to these papers for details.

IV. DECENTRALIZED PERIODIC EVENT TRIGGERED CONSENSUS

In this section we consider the case when agents use event-triggered communication strategies in order to reduce the frequency of transmissions. Every agent implements discrete-time models (4) and samples its own state every h time units in order to compute its local control input and check its local thresholds. It is assumed in this section that communication delays are negligible. We derive decentralized thresholds that depend only on local information and can be measured and applied in a decentralized way. Additionally, it is shown how the choice of the period h affects the bounds on the disagreement between states of agents and how to select the threshold parameters to determine lower bounds on the inter-event time intervals.

Define

$$e_i(t) = y_i(t) - x_i(t) \quad (9)$$

and $x = [x_1^T \dots x_N^T]^T$, $y = [y_1^T \dots y_N^T]^T$, $e = [e_1^T \dots e_N^T]^T$, where $y_i(t)$ represents the hypothetical continuous-time model

$$\dot{y}_i(t) = Ay_i(t) \quad i = 1 \dots N. \quad (10)$$

Definition (10) is only used for analysis of the event-triggered controller; it is not used for implementation of the event-triggered consensus algorithm.

Let us define the discretization errors

$$\begin{aligned} \check{x}_i(t) &= x_i(t_\mu) - x_i(t) \\ \check{y}_i(t) &= y_i(t_\mu) - y_i(t) \\ \check{e}_i(t) &= e_i(t_\mu) - e_i(t) \end{aligned} \quad (11)$$

for $t \in [t_\mu, t_{\mu+1})$. Also define $\check{x} = [\check{x}_1^T \dots \check{x}_N^T]^T$, $\check{y} = [\check{y}_1^T \dots \check{y}_N^T]^T$, $\check{e} = [\check{e}_1^T \dots \check{e}_N^T]^T$. Instead of c , the new coupling factor $c_1 = 2c$ is now used in the inputs (3).

Theorem 2: Assume the pair (A, B) is controllable and the communication graph is connected and undirected. Define F in (7) and $c_1 = 2c$ where $c \geq 1/\lambda_2$. Then agents (2) with inputs (3)

and discrete-time models (4) achieve a bounded consensus error where the difference between any two states is bounded by

$$\lim_{t \rightarrow \infty} \|x_i(t) - x_j(t)\|^2 \leq \frac{N\eta}{\beta\lambda_{\min}(P)} \quad (12)$$

for $i, j = 1, \dots, N$ and for any $t \geq 0$, if the local events are triggered when

$$\delta_i > \sigma c_1 z_i^T P B B^T P z_i + \eta, \quad (13)$$

where $0 < \sigma < 1$, $\beta = \frac{\lambda_{\min \neq 0}(-\hat{\mathcal{L}})}{\lambda_{\max}(\hat{\mathcal{L}})} > 0$,

$$\begin{aligned} \delta_i &= cN_i(b(N-1) + \frac{3N-1}{b})e_i^T(t_\mu)PBB^TPe_i(t_\mu) \\ &\quad + c_1(1 + 2bN_i)\check{z}_i^T(t_\mu^-)PBB^T P\check{z}_i(t_\mu^-) \\ &\quad + cN_i(\frac{N+1}{b} + 3b(N-1))\check{e}_i^T(t_\mu^-)PBB^T P\check{e}_i(t_\mu^-) \end{aligned} \quad (14)$$

$b > 0$,

$$z_i = \sum_{j \in \mathcal{N}_i} (x_i(t_\mu) - y_j(t_\mu)). \quad (15)$$

and

$$\check{z}_i = \sum_{j \in \mathcal{N}_i} (\check{x}_i - \check{y}_j). \quad (16)$$

Furthermore, the agents do not exhibit Zeno behavior and the inter-event times $t_{k_i+1} - t_{k_i}$ for every agent $i = 1, \dots, N$ are bounded as follows

$$0 < h < t_{k_i+1} - t_{k_i} \quad (17)$$

if

$$\eta > (2c_1N_i(b(N-1) + \frac{N}{b})\|E\|^2 + c_1(1 + 2bN_i)(2 + b_e\|E\|)^2)\|PBB^T P\|\bar{z}_i^2 \quad (18)$$

where

$$\bar{z}_i = \lambda_{\max}(\mathcal{L})\sqrt{\frac{V_M}{\lambda_{\min}(\hat{\mathcal{L}})}} \quad (19)$$

$V_M = \max\{V(0), \frac{N\eta}{\beta}\}$, $E = \int_0^h e^{A(h-s)}cBFds$, $b_e = \sqrt{N_iN(N-1)(\frac{b}{2} + \frac{1}{2b})}$, and $h = t_{\mu+1} - t_\mu$ is the discretization period.

Proof. By implementing the coupling factor $c_1 = 2c$ in (3), we can write (2)-(3) in compact form as follows:

$$\dot{x} = \bar{A}x + \bar{B}_D x(t_\mu) + \bar{B}_A y(t_\mu) = (A_c + \bar{B})x + \bar{B}_A e(t_\mu) + \bar{B}_1 \check{x} \quad (20)$$

where $\bar{B}_D = c_1 \mathcal{D} \otimes BF$, $\bar{B}_A = -c_1 \mathcal{A} \otimes BF$, $\bar{B}_1 = c_1 \mathcal{L} \otimes BF$. The overall system dynamics (20) is written in terms of the closed-loop state x plus two error variables that are introduced in the system dynamics because of the sampled inputs and the event-based communication strategies. The error $e(t_\mu)$ is due to the fact that each agent only communicates its local state at some local event time instants and the error \check{x} is due to the fact that only discrete models of neighbors and periodic samples of the local state are used to compute the control input instead of continuous variables. In other words, the first error results from limiting the communication between agents and the second error results from reducing actuation time instants at each local node.

Consider the candidate Lyapunov function $V = x^T \hat{\mathcal{L}}x$ and evaluate the derivative along the trajectories of systems (2) with inputs (3). We can express \dot{V} as follows:

$$\begin{aligned} \dot{V} &= x^T \hat{\mathcal{L}} \left((A_c + \bar{B})x + \bar{B}_A e(t_\mu) + \bar{B}_1 \check{x} \right) + \left((A_c + \bar{B})x + \bar{B}_A e(t_\mu) + \bar{B}_1 \check{x} \right)^T \hat{\mathcal{L}}x \\ &= x^T \bar{\mathcal{L}}x + 2x^T \hat{\mathcal{L}} \bar{B}x + 2x^T \hat{\mathcal{L}} \bar{B}_A e(t_\mu) + 2x^T \hat{\mathcal{L}} \bar{B}_1 \check{x} \\ &= x^T \bar{\mathcal{L}}x + 2 \sum_{i=1}^N \left[\sum_{k \in \mathcal{N}_i} (x_i - x_k)^T P B B^T P \right. \\ &\quad \left(-c \sum_{j \in \mathcal{N}_i} (x_i - x_j) + c_1 \sum_{j \in \mathcal{N}_i} e_j(t_\mu) \right. \\ &\quad \left. \left. - c_1 \sum_{j \in \mathcal{N}_i} (\check{x}_i - \check{x}_j) \right) \right] \end{aligned} \quad (21)$$

Eq. (21) can be further written in terms of the sampled state information $x_i(t_\mu)$, $x_j(t_\mu)$ and of the discretization errors \check{x}_i , \check{x}_j defined in (11) as follows:

$$\begin{aligned} \dot{V} &= x^T \bar{\mathcal{L}}x + 2 \sum_{i=1}^N \left[\sum_{k \in \mathcal{N}_i} (x_i(t_\mu) - x_k(t_\mu) - (\check{x}_i - \check{x}_k))^T \right. \\ &\quad \left. P B B^T P \left(-c \sum_{j \in \mathcal{N}_i} (x_i(t_\mu) - x_j(t_\mu) - (\check{x}_i - \check{x}_j)) \right. \right. \\ &\quad \left. \left. + c_1 \sum_{j \in \mathcal{N}_i} e_j(t_\mu) - c_1 \sum_{j \in \mathcal{N}_i} (\check{x}_i - \check{x}_j) \right) \right] \\ &= x^T \bar{\mathcal{L}}x + 2 \sum_{i=1}^N \left[\sum_{k \in \mathcal{N}_i} (x_i(t_\mu) - x_k(t_\mu))^T \right. \\ &\quad \left. P B B^T P \left(-c \sum_{j \in \mathcal{N}_i} (x_i(t_\mu) - x_j(t_\mu)) \right. \right. \\ &\quad \left. \left. + c_1 \sum_{j \in \mathcal{N}_i} e_j(t_\mu) \right) + \xi_i \right] \end{aligned} \quad (22)$$

where

$$\xi_i = \sum_{k \in \mathcal{N}_i} (\check{x}_i - \check{x}_k)^T P B B^T P \left(c \sum_{j \in \mathcal{N}_i} (\check{x}_i - \check{x}_j) - c_1 \sum_{j \in \mathcal{N}_i} e_j(t_\mu) \right) \quad (23)$$

By using the state error definition (9) and the definition of z_i in (15) we can write (22) in the following form:

$$\begin{aligned}
\dot{V} &= x^T \bar{\mathcal{L}}x + 2 \sum_{i=1}^N \left[(z_i + \sum_{k \in \mathcal{N}_i} e_k(t_\mu))^T \right. \\
&\quad \left. PBB^T P \left(-c(z_i + \sum_{j \in \mathcal{N}_i} e_j(t_\mu)) + c_1 \sum_{j \in \mathcal{N}_i} e_j(t_\mu) \right) + \xi_i \right] \\
&= x^T \bar{\mathcal{L}}x + 2 \sum_{i=1}^N \left[-c z_i^T PBB^T P z_i \right. \\
&\quad \left. + c \sum_{k \in \mathcal{N}_i} e_k^T(t_\mu) PBB^T P \sum_{j \in \mathcal{N}_i} e_j(t_\mu) + \xi_i \right]
\end{aligned} \tag{24}$$

Using the inequality $\|x^T y\| \leq \frac{b}{2} x^T x + \frac{1}{2b} y^T y$, for $b > 0$, we have that the following expression involving the second term in (24) holds

$$\begin{aligned}
&\sum_{k \in \mathcal{N}_i} e_k^T(t_\mu) PBB^T P \sum_{j \in \mathcal{N}_i} e_j(t_\mu) \\
&\leq \left\| \sum_{k \in \mathcal{N}_i} e_k^T PBB^T P \sum_{j \in \mathcal{N}_i} e_j \right\| \\
&\leq \sum_{k \in \mathcal{N}_i} \sum_{j \in \mathcal{N}_i} \|e_k^T PBB^T P e_j\| \\
&\leq N_i \left(\frac{b}{2} + \frac{1}{2b} \right) \sum_{j \in \mathcal{N}_i} e_j^T PBB^T P e_j
\end{aligned} \tag{25}$$

Since the communication graph is undirected we have the following properties

$$\sum_{i=1}^N \sum_{j \in \mathcal{N}_i} e_j^T PBB^T P e_j = \sum_{i=1}^N \sum_{j \in \mathcal{N}_i} e_i^T PBB^T P e_i \tag{26}$$

and

$$\begin{aligned}
&\sum_{i=1}^N N_i \sum_{j \in \mathcal{N}_i} e_j^T PBB^T P e_j \\
&= \sum_{i=1}^N N_j \sum_{j \in \mathcal{N}_i} e_i^T PBB^T P e_i \\
&\leq \sum_{i=1}^N (N-1) \sum_{j \in \mathcal{N}_i} e_i^T PBB^T P e_i
\end{aligned} \tag{27}$$

Then, using (27), we can write the following expression which bounds the second term in (24)

$$\begin{aligned}
&\sum_{i=1}^N N_i \left(\frac{b}{2} + \frac{1}{2b} \right) \sum_{j \in \mathcal{N}_i} e_j^T PBB^T P e_j \\
&= \sum_{i=1}^N N_j \left(\frac{b}{2} + \frac{1}{2b} \right) \sum_{j \in \mathcal{N}_i} e_i^T PBB^T P e_i \\
&\leq \sum_{i=1}^N N_i (N-1) \left(\frac{b}{2} + \frac{1}{2b} \right) e_i^T PBB^T P e_i.
\end{aligned} \tag{28}$$

Let us now analyze the term (23). Using the definitions (11) and (16) the summation of terms

ξ_i can be written as follows

$$\begin{aligned}
\sum_{i=1}^N \xi_i = & \sum_{i=1}^N \left[c \check{z}_i^T P B B^T P \check{z}_i \right. \\
& + c_1 \check{z}_i^T P B B^T P \sum_{j \in \mathcal{N}_i} \check{e}_j \\
& + c \sum_{k \in \mathcal{N}_i} \check{e}_k^T P B B^T P \sum_{j \in \mathcal{N}_i} \check{e}_j \\
& - c_1 \check{z}_i^T P B B^T P \sum_{j \in \mathcal{N}_i} e_j(t_\mu) \\
& \left. + c_1 \sum_{k \in \mathcal{N}_i} \check{e}_k^T P B B^T P \sum_{j \in \mathcal{N}_i} e_j(t_\mu) \right]
\end{aligned} \tag{29}$$

We again use the inequality $\|x^T y\| \leq \frac{b}{2} x^T x + \frac{1}{2b} y^T y$, for $b > 0$, to obtain:

$$\begin{aligned}
\sum_{i=1}^N \xi_i \leq & \sum_{i=1}^N \left[c(1 + 2bN_i) \check{z}_i^T P B B^T P \check{z}_i \right. \\
& + cN_i \left(\frac{N+1}{2b} + \frac{3b(N-1)}{2} \right) \check{e}_i^T P B B^T P \check{e}_i \\
& \left. + \frac{c}{b} N_i N e_i^T(t_\mu) P B B^T P e_i(t_\mu) \right]
\end{aligned} \tag{30}$$

Using (28) and (30) we can bound (24) as follows:

$$\begin{aligned}
\dot{V} \leq & x^T \bar{\mathcal{L}} x + \sum_{i=1}^N \left[-c_1 \check{z}_i^T P B B^T P \check{z}_i \right. \\
& + cN_i (b(N-1) + \frac{3N-1}{b}) e_i^T(t_\mu) P B B^T P e_i(t_\mu) \\
& + c_1 (1 + 2bN_i) \check{z}_i^T P B B^T P \check{z}_i \\
& \left. + cN_i \left(\frac{N+1}{b} + 3b(N-1) \right) \check{e}_i^T P B B^T P \check{e}_i \right]
\end{aligned} \tag{31}$$

Note that we can compute errors and make communication decisions only at the sampling time instants t_μ , that is, only when each agent measures its local state. Also note that the variables \check{z}_i and \check{e}_i are equal to zero at every time t_μ regardless if an event is triggered or not, i.e. $\check{z}_i(t_\mu) = \check{e}_i(t_\mu) = 0$, for $\mu = 0, 1, 2, \dots$. However, it is necessary to consider the non-zero value (before they are reset to zero) of these errors in order to evaluate (31) and to decide if an event needs to be triggered or not. In other words, at every time instant t_μ we need to evaluate event thresholds using the discretization errors just before they are reset to zero, that is, just before the actuation update occurs at time t_μ .

Let us denote the time just before the actuation update as t_μ^- , so we check the discretization errors in (31) using $\check{z}_i(t_\mu^-)$ and $\check{e}_i(t_\mu^-)$, i.e. the errors just before they are reset to zero. Thus, we can write

$$\dot{V} \leq x^T \bar{\mathcal{L}} x + \sum_{i=1}^N \left[-c_1 \check{z}_i^T P B B^T P \check{z}_i + \delta_i \right] \tag{32}$$

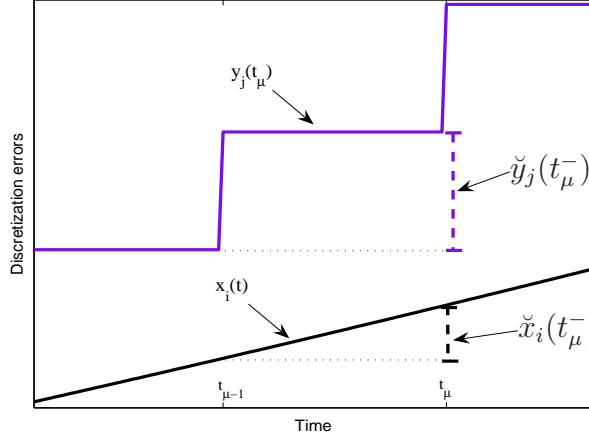


Fig. 2. Computation of discretization errors based on current and previous measurements

where $\check{z}_i(t_{\mu}^-) = \sum_{j \in \mathcal{N}_i} (\check{x}_i(t_{\mu}^-) - \check{y}_j(t_{\mu}^-))$, $\check{e}_i(t_{\mu}^-) = \check{y}_i(t_{\mu}^-) - \check{x}_i(t_{\mu}^-)$, and the variables $\check{x}_i(t_{\mu}^-)$, $\check{y}_i(t_{\mu}^-)$, and $\check{y}_j(t_{\mu}^-)$, for $j \in \mathcal{N}_i$ can be obtained locally (see Fig. 2) at every time t_{μ} using the current and previous samples of the local state and the local models as follows

$$\begin{aligned}\check{x}_i(t_{\mu}^-) &= x_i(t_{\mu-1}) - x_i(t_{\mu}) \\ \check{y}_j(t_{\mu}^-) &= y_j(t_{\mu-1}) - y_j(t_{\mu}).\end{aligned}\tag{33}$$

The variables \check{x}_i and \check{y}_j , $j = i, j \in \mathcal{N}_i$, cannot be measured continuously but only at times t_{μ} as it is illustrated in Fig. 2.

When threshold (13) holds, say, at time t_{k_i} then the error resets to zero, that is, $e_i(t_{k_i}) = 0$, since $y_i(t_{k_i}) = x_i(t_{k_i})$. Also, since $t_{k_i} = t_{\mu}$ for some non-negative integer μ (recall that communication events can only occur at the sampling times t_{μ}), then, the control input is updated and the discretization errors are equal to zero, that is, $\check{z}_i(t_{\mu}) = \check{e}_i(t_{\mu}) = 0$. This means that $\delta_i(t_{k_i}) = 0$, then the following holds

$$\delta_i \leq \sigma c_1 z_i^T P B B^T P z_i + \eta.\tag{34}$$

Consequently,

$$\dot{V} \leq x^T \bar{\mathcal{L}} x + \sum_{i=1}^N [(\sigma - 1) c_1 z_i^T P B B^T P z_i + \eta]\tag{35}$$

Since $\sigma - 1 < 0$ we have that $(\sigma - 1)c_1 z_i^T P B B^T P z_i \leq 0$ for $i = 1, \dots, N$ and

$$\dot{V} \leq x^T \bar{\mathcal{L}}x + N\eta \quad (36)$$

We use the fact that $\hat{\mathcal{L}}$ is positive semi-definite and it has n zero eigenvalues with corresponding eigenvectors $v_1 \dots v_n$. Let $x = x_1 + x_2$ such that $\langle x_1^T, x_2 \rangle = 0$ and $\hat{\mathcal{L}}x_1 = 0$, that is, x_1 belongs to the subspace spanned by $v_1 \dots v_n$. Consider

$$x^T \hat{\mathcal{L}}x = (x_1 + x_2)^T \hat{\mathcal{L}}(x_1 + x_2) = x_2^T \hat{\mathcal{L}}x_2 \quad (37)$$

also

$$x_2^T \hat{\mathcal{L}}x_2 \leq \lambda_{\max}(\hat{\mathcal{L}})x_2^T x_2. \quad (38)$$

From Theorem 1 we know that $-\bar{\mathcal{L}}$ is positive semi-definite with n zero eigenvalues and $\bar{\mathcal{L}}x_1 = 0$.

We can see that

$$x^T \bar{\mathcal{L}}x = (x_1 + x_2)^T \bar{\mathcal{L}}(x_1 + x_2) = x_2^T \bar{\mathcal{L}}x_2 \quad (39)$$

and

$$x_2^T (-\bar{\mathcal{L}})x_2 \geq \lambda_{\min \neq 0}(-\bar{\mathcal{L}})x_2^T x_2 \quad (40)$$

where $\lambda_{\min \neq 0}(-\bar{\mathcal{L}}) > 0$ is the minimum eigenvalue of $-\bar{\mathcal{L}}$ other than zero. Combining the expressions above we have

$$x_2^T \bar{\mathcal{L}}x_2 \leq -\frac{\lambda_{\min \neq 0}(-\bar{\mathcal{L}})}{\lambda_{\max}(\hat{\mathcal{L}})}x_2^T \hat{\mathcal{L}}x_2. \quad (41)$$

Then \dot{V} can be bounded as follows:

$$\dot{V} \leq -\beta x^T \hat{\mathcal{L}}x + N\eta = -\beta V + N\eta. \quad (42)$$

Solving (42) we have that

$$\begin{aligned} V(t) &\leq e^{-\beta t}V(0) + N\eta \int_0^t e^{-\beta(t-\tau)} d\tau \\ &\leq \left(V(0) - \frac{N\eta}{\beta}\right) e^{-\beta t} + \frac{N\eta}{\beta}. \end{aligned} \quad (43)$$

Expression (43) represents a bound on the consensus states as a function of the initial separation of the agents $V(0) = x(0)^T \hat{\mathcal{L}}x(0)$. We can express $V(t) = \frac{1}{2} \sum_{i=1}^N \sum_{j \in \mathcal{N}_i} (x_i - x_j)^T P (x_i - x_j)$ and a direct bound on the difference between any two states i, j can be obtained as follows.

Since the graph is undirected the term $(x_i - x_j)^T P(x_i - x_j)$ appears twice in the summation $V(t)$, then we can write

$$\begin{aligned} \lambda_{\min}(P) \|x_i - x_j\|^2 &\leq (x_i - x_j)^T P(x_i - x_j) \\ &\leq \left(V(0) - \frac{N\eta}{\beta}\right) e^{-\beta t} + \frac{N\eta}{\beta}. \end{aligned} \quad (44)$$

Finally, the difference between any two states can be bounded as in (12).

We will now prove that the inter-event times are lower bounded by the sampling period as in (17).

First note that

$$\begin{aligned} \|z_i\| &= \left\| \sum_{j \in \mathcal{N}_i} (x_i(t_\mu) - x_j(t_\mu) - e_j(t_\mu)) \right\| \\ &\leq \left\| \sum_{j \in \mathcal{N}_i} (x_i(t_\mu) - x_j(t_\mu)) \right\| + \left\| \sum_{j \in \mathcal{N}_i} e_j(t_\mu) \right\| \\ &\leq \|\mathcal{L}_n x\| + \|\mathcal{A}_n e\| \end{aligned} \quad (45)$$

where $\mathcal{L}_n = \mathcal{L} \otimes I_n$ and $\mathcal{A}_n = \mathcal{A} \otimes I_n$. For the first term in (45) we have that the following holds

$$\begin{aligned} \|\mathcal{L}_n x\| &= \sqrt{x^T \mathcal{L}_n \mathcal{L}_n x} \leq \lambda_{\max}(\mathcal{L}_n) \sqrt{x^T x} \\ &\leq \lambda_{\max}(\mathcal{L}_n) \sqrt{\frac{V(t_\mu)}{\lambda_{\min}(\hat{\mathcal{L}})}} \\ &\leq \lambda_{\max}(\mathcal{L}) \sqrt{\frac{V_M}{\lambda_{\min}(\hat{\mathcal{L}})}} \end{aligned} \quad (46)$$

The second term in (45) can be written as follows

$$\begin{aligned} \|\mathcal{A}_n e\| &= \sqrt{e^T \mathcal{A}_n \mathcal{A}_n e} \\ &= \sqrt{\sum_{i=1}^N \sum_{k \in \mathcal{N}_i} e_k^T \sum_{j \in \mathcal{N}_i} e_j} \\ &\leq \sqrt{\sum_{i=1}^N N_i (N-1) \left(\frac{b}{2} + \frac{1}{2b}\right) e_i^T e_i} \\ &\leq b_e \|e_i\| \end{aligned} \quad (47)$$

Then we can write (45) as follows

$$\|z_i\| \leq \lambda_{\max}(\mathcal{L}) \sqrt{\frac{V_M}{\lambda_{\min}(\hat{\mathcal{L}})}} + b_e \|e_i\| \quad (48)$$

for any time t_μ . In particular, at the local event times t_{k_i} we have that $e_i(t_{k_i}) = 0$ and $\|z_i(t_{k_i})\| \leq \bar{z}_i$.

In order to prove (17) we need to guarantee that (14) does not grow from zero at time t_{k_i} to η at time $t_{k_i} + h$ and will not trigger an event at $t_{k_i} + h$. In other words, for a given sampling period h , we need to find the value of η that guarantees (17).

Consider the error dynamics of agent i from t_{k_i} to $t_{k_i} + h$ as follows:

$$\begin{aligned}
e_i(t_{k_i} + h) &= y_i(t_{k_i} + h) - x_i(t_{k_i} + h) \\
&= Gy_i(t_{k_i}) - Gx_i(t_{k_i}) - Ez_i(t_{k_i}) \\
&= Ge_i(t_{k_i}) - Ez_i(t_{k_i}).
\end{aligned} \tag{49}$$

Note that $e_i(t_{k_i}) = 0$ since the error is reset at the event time t_{k_i} , then we have that

$$e_i(t_{k_i} + h) = -Ez_i(t_{k_i}). \tag{50}$$

The effect of the discretization errors is considered before they are reset to zero at time $t_{k_i} + h$ because of the actuation update, so we have

$$\begin{aligned}
\check{e}_i(t_{k_i} + h) &= e_i(t_{k_i}) - e_i(t_{k_i} + h) \\
&= -e_i(t_{k_i} + h) = Ez_i(t_{k_i}).
\end{aligned} \tag{51}$$

Now, let us analyze the term \check{z}_i . Consider

$$\begin{aligned}
\|\check{z}_i(t_{k_i} + h)\| &= \left\| \sum_{j \in \mathcal{N}_i} (\check{x}_i(t_{k_i} + h) - \check{x}_j(t_{k_i} + h) - \check{e}_j(t_{k_i} + h)) \right\| \\
&\leq \|\mathcal{L}_n \check{x}(t_{k_i} + h)\| + b_e \|\check{e}_i(t_{k_i} + h)\|
\end{aligned} \tag{52}$$

Note that

$$\begin{aligned}
\|\mathcal{L}_n \check{x}(t_{k_i} + h)\| &= \|\mathcal{L}_n x(t_{k_i}) - \mathcal{L}_n x(t_{k_i} + h)\| \\
&\leq \frac{\lambda_{\max}(\mathcal{L})}{\sqrt{\lambda_{\min}(\hat{\mathcal{L}})}} (\sqrt{V(t_{k_i})} + \sqrt{V(t_{k_i} + h)}) \\
&\leq \frac{2\lambda_{\max}(\mathcal{L})}{\sqrt{\lambda_{\min}(\hat{\mathcal{L}})}} \sqrt{V_M}
\end{aligned} \tag{53}$$

We use (50), (51), and (53) to analyze the growth of the term δ_i from t_{k_i} to $t_{k_i} + h$

$$\begin{aligned}
\delta_i(t_{k_i} + h) &\leq 2c_1 N_i (b(N-1) + \frac{N}{b}) \|E\|^2 \|PBB^T P\| z_i^2(t_{k_i}) \\
&\quad + c_1 (1 + 2bN_i) \|PBB^T P\| \left(\frac{2\lambda_{\max}(\mathcal{L})}{\sqrt{\lambda_{\min}(\hat{\mathcal{L}})}} \sqrt{V_M} + b_e \|E\| z_i(t_{k_i}) \right)^2
\end{aligned} \tag{54}$$

Then, by the selection of η in (18) we can guarantee that after an event instant at t_{k_i} the term δ_i cannot grow from zero to η and threshold (13) is not triggered. Then, the inter-event times are greater than $h > 0$ and, obviously, we can guarantee that Zeno behavior does not occur at any node. •

Remark. The design parameter η provides a tradeoff between performance as measured by the consensus error (12) and the bound on the inter-event intervals (17). Also note that the variables used to compute the threshold (13), which define the events at node i , are available

locally. Concerning global information we only need an estimate of the second eigenvalue of the Laplacian, as it was mentioned earlier.

Remark. Note that the triggering of a local event by agent i , i.e. the transmission of a measurement $x_i(t_{k_i})$, does not change the local control input u_i beyond the local actuation update, since u_i is not a function of y_i . The transmission of a new measurement updates the control inputs of neighbor agents and for the local agent, it only resets its local state error e_i and δ_i .

Remark. The results provided in this paper hold for agents described by general linear dynamics. The common cases of single integrators and double integrators are particular cases covered by this framework. The single integrator is modeled as a ZOH and the double integrator is modeled similar to [19], that is, velocity as a ZOH and position as a first-order-hold model.

Remark. The event-triggered consensus algorithm provides a bound on the difference between any two states not only at the sampling time instants but for any $t \geq 0$. Also note that η can be made arbitrarily small (thus decreasing the bound (12)) and still satisfy (17) by choosing a small discretization period h since we have that both $E \rightarrow 0$ and $I - G \rightarrow 0$ (therefore $\delta_i(t_{k_i} + h) \rightarrow 0$) as $h \rightarrow 0$.

V. DECENTRALIZED PERIODIC EVENT TRIGGERED CONSENSUS WITH COMMUNICATION DELAYS

In this section we consider the presence of time-varying but bounded communication delays. Since the measurement updates will be delayed, the neighbors of an agent i will have a version of agent i 's model state that is different than agent i 's version. It is necessary to distinguish between the model state as seen by the local agent, itself, and as seen by its neighbors. Define the dynamics and update law of the model state of agent i as seen by agent i as

$$y_{ii}(t_{\mu+1}) = Gy_{ii}(t_{\mu}), \quad y_{ii}(t_{k_i}) = x_i(t_{k_i}). \quad (55)$$

The measurement $x_i(t_{k_i})$ is transmitted by agent i at time t_{k_i} and will arrive at agents j , $j \in \mathcal{N}_i$, at time $t_{k_i} + d_i(t_{k_i})$. For a given update instant all receiving agents experience the same delay $d_i(t_{k_i})$. However, this is not a constraint and the communication delays can be generalized so, for the same update instant t_{k_i} , the neighbors are updated at different time instants. This is described at the end of this section.

Assume without loss of generality that $d_i(t_{k_i}) = hp_i(t_{k_i})$ and $p_i \geq 1$ is an integer, that is, the delay is an integer multiple of the sampling period h . If the delay is not an integer multiple of the sampling period the receiving agent uses the corresponding delayed measurement at the next sampling period to update the corresponding model which effectively makes the delay to be an integer multiple of h .

Define the dynamics of the model state of agent i as seen by agent j , $j \in \mathcal{N}_i$, as

$$y_{ij}(t_{\mu+1}) = Gy_{ij}(t_{\mu}), \quad (56)$$

The states of these models are updated when a delayed measurement of agent i is received by agent j , $j \in \mathcal{N}_i$. The state measurement $x_i(t_{k_i})$ transmitted by agent i at time instant t_{k_i} is received by agent j , $j \in \mathcal{N}_i$, at time instant $t_{k_i} + hp_i(t_{k_i})$. Let us define the update law of the model state of agent i as seen by agent j , $j \in \mathcal{N}_i$, as

$$y_{ij}(t_{k_i} + hp_i(t_{k_i})) = f_d(x_i(t_{k_i}), p_i(t_{k_i})) \quad (57)$$

where t_{k_i} represents the update instants triggered by agent i and $hp_i(t_{k_i})$ represents the communication delay associated to the triggering instant t_{k_i} .

Define a positive and constant upper bound on the communication delays by $d = ph < t_{k_{i+1}} - t_{k_i}$, that is, $d_i(t_{k_i}) \leq d$ for any triggering instant t_{k_i} and for $i = 1, \dots, N$. Later in this section we will define the design parameters that bound the inter-event times as a function of the delay d . Note that $p \geq p_i(t_{k_i})$, for $i = 1, \dots, N$. Assume that the current delay, $p_i(t_{k_i})$, is known to the receiving agents, for instance, by applying time-stamping techniques.

Since both, y_{ii} and y_{ij} , use the same state matrix to compute their response between their corresponding update instants, then we define

$$f_d(x_i(t_{k_i}), hp_i(t_{k_i})) \triangleq G^{p_i(t_{k_i})} x_i(t_{k_i}) \quad (58)$$

that is, the delayed measurement is propagated forward in time and the result is used to update the state of the model as shown in (57). By definition, we have that the following *local* triggering event will occur at time $t_{k_{i+1}} > t_{k_i} + d$, this means that $y_{ii}(t_{k_i} + d_i(t_{k_i})) = G^{p_i(t_{k_i})} x_i(t_{k_i})$ because no other local event has been triggered since time instant t_{k_i} . Therefore, we have that $y_{ii}(t_{\mu}) \neq y_{ij}(t_{\mu})$ for $t_{\mu} \in [t_{k_i}, t_{k_i} + hp_i(t_{k_i}))$ and $y_{ii}(t_{\mu}) = y_{ij}(t_{\mu})$ for $t \in [t_{k_i} + hp_i(t_{k_i}), t_{k_{i+1}})$.

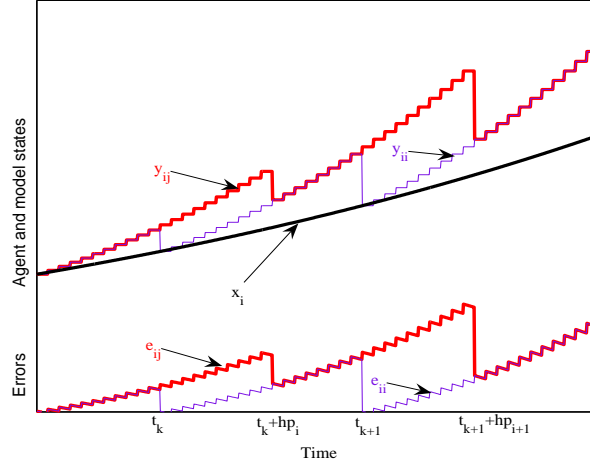


Fig. 3. Relation between state x_i , model states y_{ii} , y_{ij} , and corresponding errors e_{ii} , e_{ij} .

Define the state errors

$$e_{ii}(t_\mu) = y_{ii}(t_\mu) - x_i(t_\mu), \quad (59)$$

$$e_{ij}(t_\mu) = y_{ij}(t_\mu) - x_i(t_\mu). \quad (60)$$

Note that $e_{ii}(t_{k_i}) = 0$ and $e_{ij}(t_\mu) = e_{ii}(t_\mu)$, for $t_\mu \in [t_{k_i} + hp_i(t_{k_i}), t_{k_{i+1}})$. These relations are pictured in Fig. 3.

Also define $\zeta(t_\mu) = [e_{11}^T(t_\mu) \dots e_{NN}^T(t_\mu)]^T \in \mathbb{R}^{nN}$ and $\zeta_d(t_\mu) = [e_{1j_1}^T(t_\mu) \dots e_{Nj_N}^T(t_\mu)]^T \in \mathbb{R}^{nN}$, where the components e_{ij_i} in ζ_d represent the errors defined in (60), that is, the error of agent i as seen by its neighbors j_i , $j_i \in \mathcal{N}_i$.

Define the discretization errors $\check{y}_{ii}(t) = y_{ii}(t_\mu) - y_{ii}(t)$, $\check{y}_{ij}(t) = y_{ij}(t_\mu) - y_{ij}(t)$, $\check{e}_{ii}(t) = e_{ii}(t_\mu) - e_{ii}(t)$, $\check{e}_{ij}(t) = e_{ij}(t_\mu) - e_{ij}(t)$, $\check{y} = [\check{y}_{11}^T \dots \check{y}_{NN}^T]^T$, $\check{y}_d = [\check{y}_{1j_1}^T \dots \check{y}_{Nj_N}^T]^T$, $\check{\zeta} = [\check{e}_{11}^T \dots \check{e}_{NN}^T]^T$, $\check{\zeta}_d = [\check{e}_{1j_1}^T \dots \check{e}_{Nj_N}^T]^T$.

The dynamics of every agent in (2) with communication delays captured by the new input definitions (which are functions of delayed model states $y_{ji}(t_\mu)$):

$$u_i(t_\mu) = c_1 F \sum_{j \in \mathcal{N}_i} (x_i(t_\mu) - y_{ji}(t_\mu)), \quad i = 1 \dots N, \quad (61)$$

can be written in compact form as follows:

$$\dot{x} = (A_c + \bar{B})x + \bar{B}_A \zeta_d(t_\mu) + \bar{B}_1 \check{x} \quad (62)$$

where the coupling strength $c_1 = 2c$ has been used.

Note that if we follow the same analysis as in Theorem 2 we can arrive at an expression similar to (31) involving the local control inputs z_i , the local discretization errors, and the delayed errors $e_{ij}(t_\mu)$. The latter will create a major difficulty in designing the local events since the local agent i does not have access to the errors $e_{ij}(t_\mu)$ as seen by its neighbors. More importantly, the local agent is not able to reset the error $e_{ij}(t_\mu)$ but only the local error $e_{ii}(t_\mu)$.

The following theorem provides a method to design local events in the presence of communication delays and using the local state errors $e_{ii}(t_\mu)$ to locally evaluate the events.

Theorem 3: Assume the pair (A, B) is controllable and the communication graph is connected and undirected. Define F in (7) and $c_1 = 2c$ where $c \geq 1/\lambda_2$. Then agents (2) with inputs (61) achieve, in the presence of communication delays $d_i < d$, a bounded consensus error where the difference between any two states is bounded by (12) for $i, j = 1, \dots, N$, if the events are triggered when

$$\delta_i > \sigma c_1 z_i^T P B B^T P z_i + \eta \quad (63)$$

where $0 < \sigma < 1$,

$$\delta_i = c_1(1+b)^2 \check{z}_i^T(t_\mu^-) P B B^T P \check{z}_i(t_\mu^-) + \delta_{di} + \check{\delta}_i. \quad (64)$$

$$z_i = \sum_{j \in \mathcal{N}_i} (x_i(t_\mu) - y_{ji}(t_\mu)), \quad (65)$$

$$\check{z}_i = \sum_{j \in \mathcal{N}_i} (\check{x}_i - \check{y}_{ji}), \quad (66)$$

The terms δ_{di} and $\check{\delta}_i$ are given by

$$\delta_{di} = c_1(1 + \frac{1}{b}) \bar{\lambda} \left[e_{ii}^T(t_\mu) (G^p)^T G^p e_{ii}(t_\mu) + 2 \|G^p e_{ii}(t_\mu)\| \Upsilon \bar{z}_i + (\Upsilon \bar{z}_i)^2 \right], \quad (67)$$

$$\begin{aligned} \check{\delta}_i = & c_1(1+b)(1 + \frac{1}{b}) \bar{\lambda} \left[e_{ii}^T(t_\mu) ((G-I)G^{p-1})^T (G-I)G^{p-1} e_{ii}(t_\mu) \right. \\ & + 2 \| (G-I)G^{p-1} e_{ii}(t_\mu) \| (\|G-I\| \Upsilon_h + \|E\|) \bar{z}_i \\ & \left. + ((\|G-I\| \Upsilon_h + \|E\|) \bar{z}_i)^2 \right], \end{aligned} \quad (68)$$

where $b > 0$, $\bar{\lambda} = \lambda_{\max}(\mathcal{A}^2 \otimes PBB^T P)$, $\bar{z}_i = \frac{\lambda_{\max}(\mathcal{L})}{(1-b_e\Upsilon)} \sqrt{\frac{V_M}{\lambda_{\min}(\hat{\mathcal{L}})}}$, $b_e = \sqrt{N_i N(N-1)(\frac{b}{2} + \frac{1}{2b})}$, $\Upsilon = \int_0^d \|e^{A(d-s)} cBF\| ds < \frac{1}{b_e}$, $\Upsilon_h = \int_0^{d-h} \|e^{A(d-h-s)} cBF\| ds$, $E = \int_0^h e^{A(h-s)} cBF ds$.

Furthermore, the agents do not exhibit Zeno behavior and the inter-event times $t_{k_i+1} - t_{k_i}$ for every agent $i = 1, \dots, N$ are bounded by $d > 0$, that is

$$0 < d < t_{k_i+1} - t_{k_i}. \quad (69)$$

if

$$\begin{aligned} \eta > c_1(1+b)^2 \|PBB^T P\| \frac{\lambda_{\max}^2(\mathcal{L})}{\lambda_{\min}(\hat{\mathcal{L}})} V_M \left(\frac{1}{1-b_e\Upsilon} + \frac{1}{1-b_e\Upsilon_h} \right)^2 \\ + c_1(1+\frac{1}{b})(\|G^p\| + 1)^2 \Upsilon^2 \bar{z}_i^2 \\ + c_1(1+b)(1+\frac{1}{b}) \left(\|(G-I)G^{p-1}\| \Upsilon + \|(G-I)\| \Upsilon_h + \|E\| \right)^2 \bar{z}_i^2 \end{aligned} \quad (70)$$

Proof. Consider the candidate Lyapunov function $V = x^T \hat{\mathcal{L}} x$ and evaluate the derivative along the trajectories of systems (2) with inputs (61).

$$\begin{aligned} \dot{V} = x^T \hat{\mathcal{L}} \left((A_c + \bar{B})x + \bar{B}_A \zeta_d(t_\mu) + \bar{B}_1 \check{x} \right) \\ + \left((A_c + \bar{B})x + \bar{B}_A \zeta_d(t_\mu) + \bar{B}_1 \check{x} \right)^T \hat{\mathcal{L}} x. \end{aligned} \quad (71)$$

Following similar steps to (21)-(24) in the proof of Theorem 2 and using the inequality $\|x^T y\| \leq \frac{b}{2} x^T x + \frac{1}{2b} y^T y$, for $b > 0$, we can write

$$\begin{aligned} \dot{V} \leq x^T \bar{\mathcal{L}} x + 2 \sum_{i=1}^N \left[-c z_i^T PBB^T P z_i \right. \\ + c(1+\frac{1}{b}) \sum_{k \in \mathcal{N}_i} e_{ki}^T(t_\mu) PBB^T P \sum_{j \in \mathcal{N}_i} e_{ji}(t_\mu) \\ \left. + c(1+b) \sum_{k \in \mathcal{N}_i} (\check{x}_i - \check{x}_k)^T PBB^T P \sum_{j \in \mathcal{N}_i} (\check{x}_i - \check{x}_j) \right] \end{aligned} \quad (72)$$

where $e_{ji}(t_\mu)$ represents the state error, at time instants t_μ , of agent j as seen by agent i , for $j \in \mathcal{N}_i$. We can write (72) as follows

$$\begin{aligned} \dot{V} \leq x^T \bar{\mathcal{L}} x + \sum_{i=1}^N \left[-c_1 z_i^T PBB^T P z_i \right. \\ + c_1(1+\frac{1}{b}) \sum_{k \in \mathcal{N}_i} e_{ki}^T(t_\mu) PBB^T P \sum_{j \in \mathcal{N}_i} e_{ji}(t_\mu) \\ + c_1(1+b) \left(z_i^T PBB^T P z_i + 2 z_i^T PBB^T P \sum_{j \in \mathcal{N}_i} \check{e}_{ji} \right. \\ \left. + \sum_{k \in \mathcal{N}_i} \check{e}_{ki}^T PBB^T P \sum_{j \in \mathcal{N}_i} \check{e}_{ji} \right) \left. \right]. \end{aligned} \quad (73)$$

Using the inequality $\|x^T y\| \leq \frac{b}{2} x^T x + \frac{1}{2b} y^T y$, for $b > 0$, once again, we obtain

$$\begin{aligned}
\dot{V} &\leq x^T \bar{\mathcal{L}} x + \sum_{i=1}^N \left[-c_1 z_i^T P B B^T P z_i \right. \\
&\quad + c_1 (1+b)^2 \check{z}_i^T P B B^T P \check{z}_i \\
&\quad + c_1 \left(1 + \frac{1}{b}\right) \sum_{k \in \mathcal{N}_i} e_{ki}^T(t_\mu) P B B^T P \sum_{j \in \mathcal{N}_i} e_{ji}(t_\mu) \\
&\quad \left. + c_1 (1+b) \left(1 + \frac{1}{b}\right) \sum_{k \in \mathcal{N}_i} \check{e}_{ki}^T P B B^T P \sum_{j \in \mathcal{N}_i} \check{e}_{ji} \right] \\
&= x^T \bar{\mathcal{L}} x + \sum_{i=1}^N \left[-c_1 z_i^T P B B^T P z_i \right. \\
&\quad \left. + c_1 (1+b)^2 \check{z}_i^T P B B^T P \check{z}_i \right] \\
&\quad + c_1 \left(1 + \frac{1}{b}\right) \zeta_d^T(t_\mu) (\mathcal{A} \otimes B^T P)^T (\mathcal{A} \otimes B^T P) \zeta_d^T(t_\mu) \\
&\quad + c_1 (1+b) \left(1 + \frac{1}{b}\right) \check{\zeta}_d^T (\mathcal{A} \otimes B^T P)^T (\mathcal{A} \otimes B^T P) \check{\zeta}_d^T.
\end{aligned} \tag{74}$$

The variables z_i and \check{z}_i can be computed locally by every node. Let us then focus on the delayed error terms $\zeta_d^T(t_\mu)$ and $\check{\zeta}_d^T$. Define $\nu_i(t_\mu) = y_{ij}(t_\mu) - y_{ii}(t_\mu)$, then we have that

$$\begin{aligned}
e_{ij}(t_\mu) &= y_{ij}(t_\mu) - x_i(t_\mu) \\
&= y_{ij}(t_\mu) - (y_{ii}(t_\mu) - e_{ii}(t_\mu)) \\
&= \nu_i(t_\mu) + e_{ii}(t_\mu).
\end{aligned} \tag{75}$$

For the term $\nu_i(t_\mu)$ the following holds:

$$\nu_i(t_{\mu+1}) = \begin{cases} G\nu_i(t_\mu), & t_\mu \in [t_{k_i}, t_{k_i} + d_i(t_{k_i})) \\ 0, & t_\mu \in [t_{k_i} + d_i(t_{k_i}), t_{k_{i+1}}) \end{cases} \tag{76}$$

with $\nu_i(t_{k_i}) = e_{ii}(t_{k_i}^-)$. The notation $t_{k_i}^-$ represents the event time t_{k_i} but just before the local error is reset to zero. This update of the variable ν at time t_{k_i} is obtained by simply realizing that $\nu_i(t_{k_i}) = y_{ij}(t_{k_i}) - y_{ii}(t_{k_i}) = y_{ii}(t_{k_i}^-) - x_i(t_{k_i}^-) = e_{ii}(t_{k_i}^-)$ (the local error just before it resets to zero), since the local model y_{ii} is updated using $x_i(t_{k_i})$ and $y_{ij}(t_{k_i}) = y_{ij}(t_{k_i}^-) = y_{ii}(t_{k_i}^-)$.

Define $\nu(t_\mu) = [\nu_1^T(t_\mu) \dots \nu_N^T(t_\mu)]^T$ and we have that

$$\zeta_d(t_\mu) = \nu(t_\mu) + \zeta(t_\mu). \tag{77}$$

Consider the worst case scenario (greatest difference between $\zeta_d(t_\mu)$ and $\zeta(t_\mu)$) given when all agents transmit at the same instant t_k and the greatest possible delay d ($\geq hp_i$) is present. Then,

we have the following

$$\begin{aligned}
\zeta_d^T(t_k + d)\zeta_d(t_k + d) &= \zeta^T(t_k^-)(\bar{G}^p)^T\bar{G}^p\zeta(t_k^-) \\
&\quad + 2\zeta^T(t_k + d)\bar{G}^p\zeta(t_k^-) + \zeta^T(t_k + d)\zeta(t_k + d) \\
&= \sum_{i=1}^N [e_{ii}^T(t_{k_i}^-)(G^p)^T G^p e_{ii}(t_{k_i}^-) + 2e_{ii}^T(t_{k_i} + d)G^p e_{ii}(t_{k_i}^-) \\
&\quad + e_{ii}^T(t_{k_i} + d)e_{ii}(t_{k_i} + d)] \\
&\leq \sum_{i=1}^N [e_{ii}^T(t_{k_i}^-)(G^p)^T G^p e_{ii}(t_{k_i}^-) + 2\|G^p e_{ii}(t_{k_i}^-)\| \Upsilon z_{i,M} + (\Upsilon z_{i,M})^2]
\end{aligned} \tag{78}$$

where $\bar{G} = I_N \otimes G$. The local error $e_{ii}^T(t_{k_i}^-)$ represents the error just before the update instant, i.e., before it is reset to zero because of the update at time t_{k_i} . On the other hand, $e_{ii}(t_{k_i} + d)$ represents the error *after* the update at time t_{k_i} and it can only be estimated using

$$\begin{aligned}
\|e_{ii}(t_{k_i} + d)\| &\leq \|e^{Ad}e_{ii}(t_{k_i})\| + z_{i,M} \int_0^d \|e^{A(d-s)}cBF\| ds \\
&\leq \Upsilon z_{i,M}
\end{aligned} \tag{79}$$

where $e_{ii}(t_{k_i}) = 0$ and $z_{i,M}$ represents an upper-bound on the the local control input for the time interval $t_\mu \in [t_{k_i}, t_{k_i} + d]$, that is, $\|z_i(t_{k_i} + hp_i)\| \leq z_{i,M}$ for $p_i = 1, \dots, p$.

Since the worst case is given by the maximum delay d we can use (78) and the current local error $e_{ii}(t_\mu)$ to bound the delayed error $e_{ij}(t_\mu + d)$ for any sampling time $t_\mu > 0$, therefore the term (67) is used as a part of the overall threshold (64). In other words, we propagate the current error $e_{ii}(t_\mu)$ forward in time using the worst case delay d , as if we had an event at time t_μ , then we check (63). If (63) holds then an event is triggered; otherwise, no event is needed and we repeat the same process at the following sampling time instant $t_{\mu+1}$.

Now, we consider the discretization error $\check{\zeta}_d$ corresponding to the delayed state errors $\zeta_d(t_\mu)$. The discretization errors are reset at every sampling time t_μ ; therefore, we only need to consider the effect of these errors at time $t_k + d$ for the worst case delay $d (\geq hp_i)$. In other words, we need to evaluate the difference $\check{\zeta}_d(t_k + d) = \zeta_d(t_k + d - h) - \zeta_d(t_k + d)$ as a function of the state

errors $\zeta(t_k^-)$. This can be done as follows:

$$\begin{aligned}
& \check{\zeta}_d(t_k + d)^T \check{\zeta}_d(t_k + d) \\
&= (\zeta_d(t_k + d - h) - \zeta_d(t_k + d))^T (\zeta_d(t_k + d - h) - \zeta_d(t_k + d)) \\
&= \zeta(t_k^-)^T (\bar{G}^p - \bar{G}^{p-1})^T (\bar{G}^p - \bar{G}^{p-1}) \zeta(t_k^-) \\
&\quad + 2(\zeta(t_k + d) - \zeta(t_k + d - h))^T (\bar{G}^p - \bar{G}^{p-1}) \zeta(t_k^-) \\
&\quad + (\zeta(t_k + d) - \zeta(t_k + d - h))^T (\zeta(t_k + d) - \zeta(t_k + d - h)) \\
&= \sum_{i=1}^N \left[e_{ii}^T(t_{k_i}^-) ((G - I)G^{p-1})^T (G - I)G^{p-1} e_{ii}(t_{k_i}^-) \right. \\
&\quad + 2(e_{ii}(t_{k_i} + d) - e_{ii}(t_{k_i} + d - h))^T (G - I)G^{p-1} e_{ii}(t_{k_i}^-) \\
&\quad \left. + (e_{ii}(t_{k_i} + d) - e_{ii}(t_{k_i} + d - h))^T (e_{ii}(t_{k_i} + d) - e_{ii}(t_{k_i} + d - h)) \right] \\
&= \sum_{i=1}^N \left[e_{ii}^T(t_{k_i}^-) ((G - I)G^{p-1})^T (G - I)G^{p-1} e_{ii}(t_{k_i}^-) \right. \\
&\quad + 2 \left\| (G - I)G^{p-1} e_{ii}(t_{k_i}^-) \right\| (\|G - I\| \Upsilon_h + \|E\|) z_{i,M} \\
&\quad \left. + (\|G - I\| \Upsilon_h + \|E\|) z_{i,M} \right]^2
\end{aligned} \tag{80}$$

since we want to guarantee (80) for any sampling time t_μ then we use the current error $e_{ii}(t_\mu)$ and we include (68) in the overall threshold (64).

Then, the following holds:

$$\dot{V} \leq x^T \bar{\mathcal{L}}x + \sum_{i=1}^N [-c_1 z_i^T P B B^T P z_i + \delta_i]. \tag{81}$$

Then, the local thresholds can be defined based on the local errors $e_{ii}(t_\mu)$ as in (63) with δ_i given by (64). When an event is triggered the error e_{ii} is reset to zero and the following holds

$$\begin{aligned}
\dot{V} &\leq x^T \bar{\mathcal{L}}x + c_1 \sum_{i=1}^N (\sigma - 1) z_i^T P B B^T P z_i + N\eta \\
&\leq x^T \bar{\mathcal{L}}x + N\eta
\end{aligned} \tag{82}$$

and the bound (12) on the difference between any two states follows.

Also note that

$$\begin{aligned}
\|z_i(t_{k_i} + hp_i)\| &= \left\| \sum_{j \in \mathcal{N}_i} (x_i(t_{k_i} + hp_i) - x_j(t_{k_i} + hp_i) - e_{ji}(t_{k_i} + hp_i)) \right\| \\
&\leq \|\mathcal{L}_n x(t_{k_i} + hp_i)\| + b_e \|e_{ij}(t_{k_i} + hp_i)\| \\
&\leq \lambda_{\max}(\mathcal{L}) \sqrt{\frac{V(t_{k_i} + hp_i)}{\lambda_{\min}(\hat{\mathcal{L}})}} + b_e \|z_i(t_{k_i} + hp_i)\| \int_0^{hp_i} \|e^{A(hp_i-s)} c B F\| ds \\
&\leq \lambda_{\max}(\mathcal{L}) \sqrt{\frac{\max_{t_\mu} \{V(t_\mu)\}}{\lambda_{\min}(\hat{\mathcal{L}})}} + b_e \|z_i(t_{k_i} + hp_i)\| \int_0^{hp_i} \|e^{A(hp_i-s)} c B F\| ds
\end{aligned} \tag{83}$$

Expression (83) can also be written as

$$\|z_i(t_{k_i} + hp_i)\| \leq \frac{\lambda_{\max}(\mathcal{L})}{1 - b_e \int_0^{hp_i} \|e^{A(hp_i-s)} c B F\| ds} \sqrt{\frac{\max_{t_\mu} \{V(t_\mu)\}}{\lambda_{\min}(\hat{\mathcal{L}})}} \tag{84}$$

From (43) we have that $\max_{t_\mu} \{V(t_\mu)\} = V_M = \max \left\{ V(0), \frac{N\eta}{\beta} \right\}$ and since the right hand side of (84) increases as p_i increases from 1 to p , then we can conclude that

$$\|z_i(t_{k_i} + hp_i)\| \leq z_{i,M} = \bar{z}_i \quad (85)$$

for $p_i = 1, \dots, p$.

The final task is to determine η such that the inter-event times satisfy (69) for a given d that satisfies $\Upsilon < \frac{1}{b_e}$. At time t_{k_i} we have that the local error is reset, i.e. $e_{ii}(t_{k_i}) = 0$, and no event is to be triggered by the local agent i during the time interval $t_\mu \in [t_{k_i}, t_{k_i} + d)$. Then, the error $e_{ii}(t_{k_i} + d)$ can be estimated as in (79). Now, the term $\delta_i(t_{k_i} + d)$ can be bounded as follows:

$$\begin{aligned} \|\delta(t_{k_i} + d)\| &\leq c_1(1+b)^2 \check{z}_i^T(t_{k_i} + d) P B B^T P \check{z}_i(t_{k_i} + d) \\ &\quad + c_1(1 + \frac{1}{b}) (\|G^p\| + 1)^2 \Upsilon^2 \check{z}_i^2 \\ &\quad + c_1(1+b)(1 + \frac{1}{b}) \left(\|(G-I)G^{p-1}\| \Upsilon + \|(G-I)\| \Upsilon_h + \|E\| \right)^2 \check{z}_i^2 \end{aligned} \quad (86)$$

Following similar steps as in (83) the term $\check{z}_i(t_{k_i} + d)$ can be estimated as follows:

$$\begin{aligned} \|\check{z}_i(t_{k_i} + d)\| &= \left\| \sum_{j \in \mathcal{N}_i} (\check{x}_i(t_{k_i} + d) - \check{x}_j(t_{k_i} + d) - \check{e}_{ji}(t_{k_i} + d)) \right\| \\ &\leq \|\mathcal{L}_n \check{x}(t_{k_i} + d)\| + b_e \|\check{e}_{ij}(t_{k_i} + d)\| \\ &\leq \lambda_{\max}(\mathcal{L}) \sqrt{\frac{V_M}{\lambda_{\min}(\mathcal{L})}} \left(\frac{1}{1-b_e\Upsilon} + \frac{1}{1-b_e\Upsilon_h} \right) \end{aligned} \quad (87)$$

Then, by the selection of η in (70) we can guarantee that after an event instant at t_{k_i} the term δ_i does not grow enough to reach the value η at time $t_{k_i} + d$ and threshold (63) is not triggered before or at $t_{k_i} + d$. Then, the inter-event times are greater than d as shown in (69) and, obviously, we can guarantee that Zeno behavior does not occur at any node. •

The communication delays are time-varying, that is, the value of the delays $p_i(t_{k_i})$ and $p_i(t_{k_i+1})$, for any k_i , are not the same in general. However, it was assumed in this section that for a given update time instant t_{k_i} the neighbors of agent i will all receive the measurement $x_i(t_{k_i})$ at time $t_{k_i} + hp_i(t_{k_i})$. This can be generalized to consider different delays from agent i to each one of its neighbors at the same update time instant. In other words, we can consider the delays $p_{ij}(t_{k_i})$ and $p_{ij'}(t_{k_i})$ to be different in general, for $j, j' \in \mathcal{N}_i$. Thus, the models y_{ij} and $y_{ij'}$ may differ during some time intervals, when one is updated sooner than the other. Fig. 4 shows a simple example where agents 1, 2, and 3 are neighbors of agent i . In general, we have that $p_{i1}(t_{k_i}) \neq p_{i2}(t_{k_i}) \neq p_{i3}(t_{k_i})$ and the delayed models are updated at different time instants.

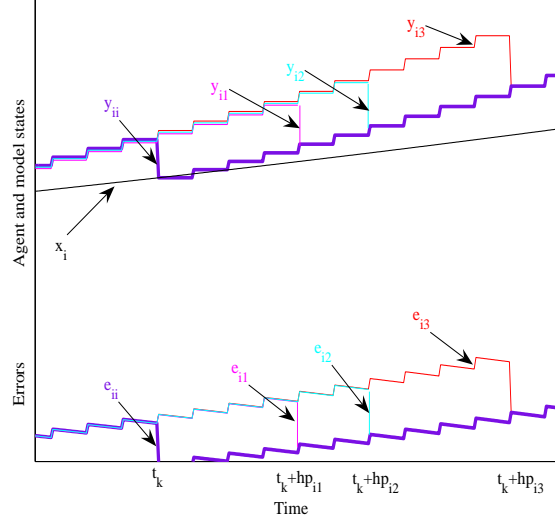


Fig. 4. Relations between model states and corresponding errors when different communication delays $p_{ij}(t_{k_i})$ occur at the same update instant

Assuming that $p_{ij}(t_{k_i}) \leq p$ for $j \in \mathcal{N}_i$, then it is clear that the same results in this section apply to the more general case under discussion since the growth on each error is still bounded by the error difference propagated using the upper-bound on the delay $d = hp \geq hp_{ij}(t_{k_i})$, for any $j \in \mathcal{N}_i$.

VI. EXAMPLE

Consider a decentralized model-based implementation of four second-order agents ($N = 4$, $n = 2$) with unstable linear dynamics given by:

$$A = \begin{bmatrix} 0.2 & -0.8 \\ 0.26 & 0.05 \end{bmatrix}, B = \begin{bmatrix} 0.7 \\ -1.1 \end{bmatrix}.$$

Solving (6) we obtain

$$P = \begin{bmatrix} 0.5859 & -0.1575 \\ -0.1575 & 0.4274 \end{bmatrix}$$

The continuous-time state matrix is unstable with complex eigenvalues $\lambda(A) = 0.125 \pm .5i$. The discretization period is $h = 0.002$ seconds, the delay bound is $d = 0.014$ seconds, and we

compute $\eta = 10.85$. The nonzero elements of the undirected adjacency matrix are $a_{12} = a_{23} = a_{34} = 1$, (the corresponding symmetric elements are also equal to one). The initial condition of each agent are as follows

$$x_1(0) = \begin{bmatrix} -5.5 \\ -6.1 \end{bmatrix}, x_2(0) = \begin{bmatrix} -1.6 \\ -1.5 \end{bmatrix}.$$

$$x_3(0) = \begin{bmatrix} 5.9 \\ 2.5 \end{bmatrix}, x_4(0) = \begin{bmatrix} 12.35 \\ 15.1 \end{bmatrix}.$$

Fig. 5 shows the response of the agents where it can be seen that the agents synchronize their states in each one of their two dimensions. Communication delays for each agent are time-varying and they take random values from the finite set: $\{0.010, 0.012, 0.014\}$ seconds. Fig 6 shows the time instants where each agent broadcasts a measurement. Here, it can be seen that agents transmit information less frequently as they transition into a consensus state. The inter-event times for every agent are lower-bounded by the delay bound, that is, $t_{k_i+1} - t_{k_i} > 0.014$ seconds. Due to a higher density of transmissions at the beginning of the simulation, a new figure, Fig. 7, has been included to show with more clarity the first 3 seconds of the simulation and to show that the inter-event time intervals for any agent are always greater than the delay bound d .

VII. CONCLUSIONS

Synchronization of state trajectories of linear multi-agent systems was studied in this paper. Multiple issues affecting the convergence to common trajectories were considered such as: limited sensing and actuation capabilities, limited communication, and time-varying communication delays. Event-triggered control schemes were proposed in this paper which not only provide decentralized control inputs but also allow for decentralized design of transmission instants where each agent decides, based only on local information, when to broadcast its current measurements. Then, global knowledge of communication periods and communication time instants is not needed as in sampled-data approaches. The use of discretized and decoupled models and the implementation of periodic event-triggered techniques provides a formal framework that limits

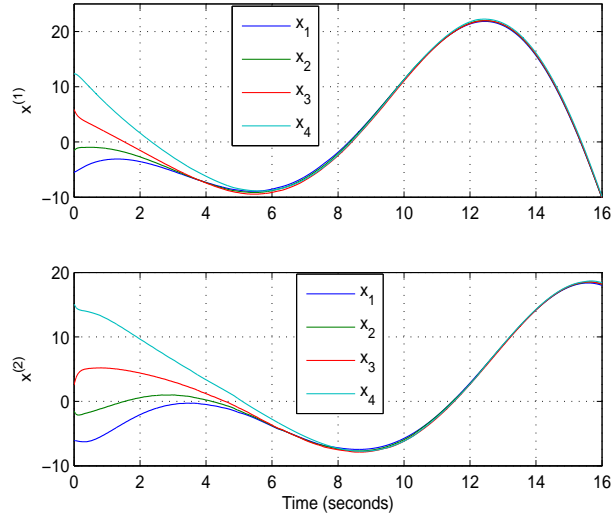


Fig. 5. States of four second-order agents converging to a single trajectory

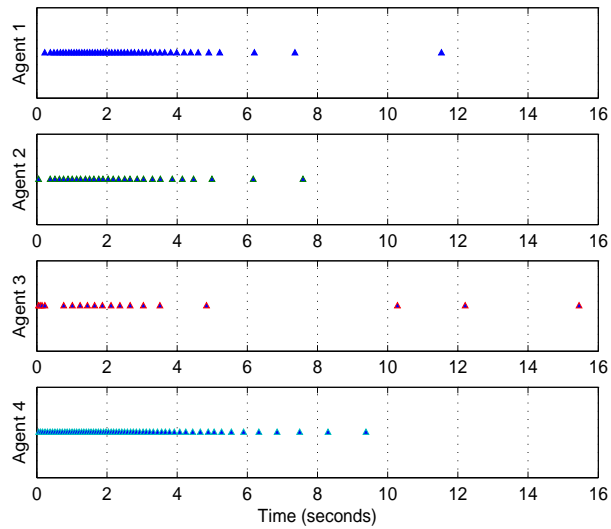


Fig. 6. Broadcasting instants for each one of the four agents

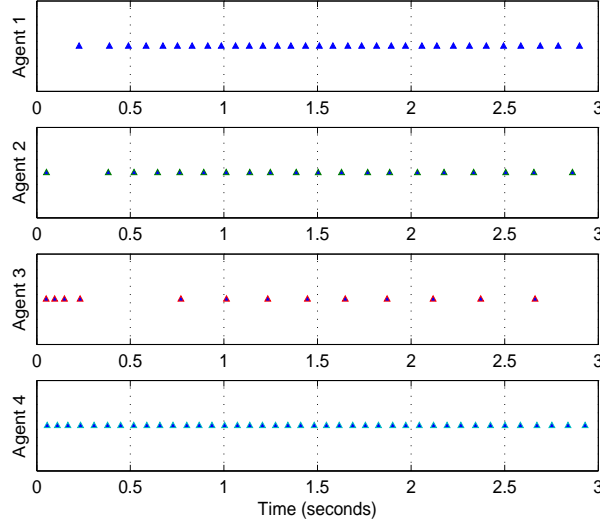


Fig. 7. Broadcasting instants for each one of the four agents during the first 3 seconds of simulation

actuation and sensing update rates and reduces communication. This method also provides the necessary freedom to each agent in order to determine its own broadcasting instants.

APPENDIX

Proof of Lemma 1. Sufficiency: We can express V using the following:

$$V = \sum_{i=1}^N \sum_{j \in \mathcal{N}_i} \xi_i^T Q (\xi_i - \xi_j). \quad (88)$$

Since the graph is undirected (88) can be written in the following form:

$$\begin{aligned} V &= \sum_{i=1}^N \sum_{j \in \mathcal{N}_i} \frac{1}{2} (\xi_i^T Q \xi_i - \xi_i^T Q \xi_j - \xi_j^T Q \xi_i + \xi_j^T Q \xi_j) \\ &= \sum_{i=1}^N \sum_{j \in \mathcal{N}_i} \frac{1}{2} (\xi_i - \xi_j)^T Q (\xi_i - \xi_j). \end{aligned} \quad (89)$$

Since $Q > 0$ and the graph is connected it is clear that if $V = 0$ then $\xi_i = \xi_j$ for $i, j = 1 \dots N$.

Necessity: Consider the following expression:

$$\hat{\mathcal{L}} \bar{\xi} = (\mathcal{L} \otimes Q) \bar{\xi}, \quad (90)$$

where $\bar{\xi}$ represents an n -dimensional consensus state and is given by $\bar{\xi} = \mathbf{1}_N \otimes \varsigma$, where $\varsigma = [\varsigma_1 \ \varsigma_2 \ \dots \ \varsigma_n]^T$. Then we have:

$$\hat{\mathcal{L}}\bar{\xi} = (\mathcal{L} \otimes Q) \mathbf{1}_N \otimes \varsigma = \mathcal{L}\mathbf{1}_N \otimes Q\varsigma = \mathbf{0}_{nN}. \quad (91)$$

We can conclude that if consensus is achieved then $V = \bar{\xi}^T \hat{\mathcal{L}}\bar{\xi} = 0$. •

Proof of Theorem 1. Since the communication graph is undirected and connected \mathcal{L} is symmetric and there exists a similarity transformation S such that $\mathcal{L}_D = S^{-1}\mathcal{L}S$ is diagonal with one eigenvalue equal to zero. Define $T = S \otimes I_n$ then $\hat{\mathcal{L}}_D = T^{-1}\hat{\mathcal{L}}T = \mathcal{L}_D \otimes P$ is block diagonal with n eigenvalues equal to zero.

Let us now consider the following:

$$\begin{aligned} T^{-1}\bar{\mathcal{L}}T &= T^{-1} \left(\hat{\mathcal{L}}A_c + A_c^T \hat{\mathcal{L}} \right) T \\ &= T^{-1} \hat{\mathcal{L}} T T^{-1} A_c T + T^{-1} A_c^T T T^{-1} \hat{\mathcal{L}} T \\ &= \hat{\mathcal{L}}_D (I_N \otimes A + c\mathcal{L}_D \otimes BF) + (I_N \otimes A + c\mathcal{L}_D \otimes BF)^T \hat{\mathcal{L}}_D. \end{aligned} \quad (92)$$

The term $I_N \otimes A + c\mathcal{L}_D \otimes BF$ is of the form

$$\begin{bmatrix} A & 0 \\ 0 & U \end{bmatrix}$$

In our case since \mathcal{L}_D is diagonal then U is block diagonal. Furthermore, each block is given by $U_i = A + c\lambda_i BF$, $i = 2 \dots N$. Then we have that (92) is given by the block diagonal matrix: $\text{diag} \{0_n, \bar{\mathcal{L}}_2, \bar{\mathcal{L}}_3, \dots, \bar{\mathcal{L}}_N\}$, where $\bar{\mathcal{L}}_i = \lambda_i (PA + A^T P - 2c\lambda_i P B B^T P)$ for $i = 2, \dots, N$. Since $c \geq 1/\lambda_2$ and P is the solution of (6) we can conclude that

$$\lambda_i (PA + A^T P - 2c\lambda_i P B B^T P) < 0,$$

for $i = 2 \dots N$. We can see that $\bar{\mathcal{L}}$ has n zero eigenvalues and the rest of its eigenvalues are negative.

Consider the following:

$$\hat{\mathcal{L}}A_c \rho = \mathcal{L} \otimes P (I_N \otimes A + c\mathcal{L} \otimes BF) \rho, \quad (93)$$

where ρ is an eigenvector of $\hat{\mathcal{L}}$ given by $\rho = \mathbf{1}_N \otimes \varsigma$ associated with a zero eigenvalue of $\hat{\mathcal{L}}$ where $\varsigma = [\varsigma_1 \ \varsigma_2 \ \dots \ \varsigma_n]^T$. Then we have:

$$\begin{aligned}\hat{\mathcal{L}}A_c\rho &= (\mathcal{L} \otimes PA + c\mathcal{L}^2 \otimes PBF)\rho \\ &= \mathcal{L}\mathbf{1}_N \otimes PA\varsigma + c\mathcal{L}^2\mathbf{1}_N \otimes PBF\varsigma \\ &= \mathbf{0}_{nN}.\end{aligned}\tag{94}$$

Similarly, $A_c^T\hat{\mathcal{L}}\rho = \mathbf{0}_{nN}$. Then it is clear that ρ is an eigenvector of $\bar{\mathcal{L}}$ associated with a zero eigenvalue. •

REFERENCES

- [1] W. Ren, R. W. Beard, and E. M. Atkins, "Information consensus in multivehicle cooperative control," *IEEE Control Systems Magazine*, vol. 27, no. 2, pp. 71–82, 2007.
- [2] Y. Cao and W. Ren, "Multi-vehicle coordination for double integrator dynamics under fixed undirected/directed interaction in a sampled-data setting," *International Journal of Robust and Nonlinear Control*, vol. 20, pp. 987–1000, 2010.
- [3] T. Hayakawa, T. Matsuzawa, and S. Hara, "Formation control of multi-agent systems with sampled information," in *45th IEEE Conference on Decision and Control*, 2006, pp. 4333–4338.
- [4] H. Liu, G. Xie, and L. Wang, "Necessary and sufficient conditions for solving consensus of double integrator dynamics via sampled control," *International Journal of Robust and Nonlinear Control*, vol. 20, no. 15, pp. 1706–1722, 2010.
- [5] J. Qin and H. Gao, "A sufficient condition for convergence of sampled-data consensus for double integrator dynamics with nonuniform and time-varying communication delays," *IEEE Transactions on Automatic Control*, vol. 57, no. 9, pp. 2417–2422, 2012.
- [6] K. J. Astrom, "Event based control," in *A. Astolfi and L. Marconi, (eds.), Analysis and Design of Nonlinear Control Systems*, Springer-Verlag, Berlin, 2008, pp. 127–147.
- [7] M. C. F. Donkers and W. P. M. H. Heemels, "Output-based event-triggered control with guaranteed linfity-gain and improved event-triggering," in *49th IEEE Conference on Decision and Control*, 2010, pp. 3246–3251.
- [8] C. D. Persis, R. Sailer, and F. Wirth, "Parsimonious event-triggered distributed control: a zero free approach," *Automatica*, vol. 49, no. 7, pp. 2116–2124, 2013.
- [9] E. Garcia and P. J. Antsaklis, "Model-based event-triggered control for systems with quantization and time-varying network delays," *IEEE Transactions on Automatic Control*, vol. 58, no. 2, pp. 422–434, 2013.
- [10] X. Wang and M. D. Lemmon, "Event-triggering in distributed networked control systems," *IEEE Transactions on Automatic Control*, vol. 56, pp. 586–601, 2011.
- [11] E. Garcia and P. J. Antsaklis, "Parameter estimation and adaptive stabilization in time-triggered and event-triggered model-based control of uncertain systems," *International Journal of Control*, vol. 85, no. 9, pp. 1327–1342, 2012.
- [12] E. Garcia and P. J. Antsaklis, "Output feedback model-based control of uncertain discrete-time systems with network induced delays," in *51st IEEE Conference on Decision and Control*, 2012, pp. 6647–6652.
- [13] P. Tabuada, "Event-triggered real-time scheduling of stabilizing control tasks," *IEEE Transactions on Automatic Control*, vol. 52, no. 9, pp. 1680–1685, 2007.

- [14] E. Garcia and P. J. Antsaklis, "Decentralized model-based event-triggered control of networked systems," in *American Control Conference*, 2012, pp. 6485–6490.
- [15] C. Stöcker, D. Vey, and J. Lunze, "Decentralized event-based control: Stability analysis and experimental evaluation," *Nonlinear Analysis: Hybrid Systems*, vol. 10, pp. 141–155, 2013.
- [16] M. Guinaldo, D. V. Dimarogonas, K. H. Johansson, J. Sanchez, and S. Dormido, "Distributed event-based control for interconnected linear systems," in *2011 50th IEEE Conference on Decision and Control and European Control Conference (CDC-ECC)*. IEEE, 2011, pp. 2553–2558.
- [17] D. V. Dimarogonas, E. Frazzoli, and K. H. Johansson, "Distributed event-triggered control for multi-agent systems," *IEEE Transactions on Automatic Control*, vol. 57, no. 5, pp. 1291–1297, 2012.
- [18] E. Garcia, Y. Cao, H. Yu, P. J. Antsaklis, and D. W. Casbeer, "Decentralized event-triggered cooperative control with limited communication," *International Journal of Control*, vol. 86, no. 9, pp. 1479–1488, 2013.
- [19] G. S. Seyboth, D. V. Dimarogonas, and K. H. Johansson, "Event-based broadcasting for multi-agent average consensus," *Automatica*, vol. 49, no. 1, pp. 245–252, 2013.
- [20] H. Yu and P. J. Antsaklis, "Quantized output synchronization of networked passive systems with event-driven communication," in *American Control Conference*, 2012, pp. 5706–5711.
- [21] X. Yin and D. Yue, "Event-triggered tracking control for heterogeneous multi-agent systems with Markov communication delays," *Journal of the Franklin Institute*, vol. 350, no. 5, pp. 1312–1334, 2013.
- [22] X. Chen and F. Hao, "Event-triggered average consensus control for discrete-time multi-agent systems," *IET Control Theory and Applications*, vol. 6, no. 16, pp. 2493–2498, 2012.
- [23] M. Guo and D. V. Dimarogonas, "Nonlinear consensus via continuous, sampled, and aperiodic updates," *International Journal of Control*, vol. 86, no. 4, pp. 567–578, 2013.
- [24] A. Anta and P. Tabuada, "To sample or not to sample: Self-triggered control for nonlinear systems," *IEEE Transactions on Automatic Control*, vol. 55, no. 9, pp. 2030–2042, 2010.
- [25] M. Mazo, A. Anta, and P. Tabuada, "An iss self-triggered implementation of linear controllers," *Automatica*, vol. 46, no. 8, pp. 1310–1314, 2010.
- [26] C. Nowzari and J. Cortés, "Self-triggered coordination of robotic networks for optimal deployment," *Automatica*, vol. 48, no. 6, pp. 1077–1087, 2012.
- [27] X. Wang and M. Lemmon, "State based self-triggered feedback control systems with l_2 stability," *IEEE Transactions on Automatic Control*, vol. 54, no. 3, 2009.
- [28] W. Heemels, M. Donkers, and A. R. Teel, "Periodic event-triggered control for linear systems," *Automatic Control, IEEE Transactions on*, vol. 58, no. 4, pp. 847–861, 2013.
- [29] W. Heemels and M. Donkers, "Model-based periodic event-triggered control for linear systems," *Automatica*, vol. 49, no. 3, pp. 698–711, 2013.
- [30] Z. Li, Z. Duan, G. Chen, and L. Huang, "Consensus of multiagent systems and synchronization of complex networks: a unified viewpoint," *IEEE Transactions on Circuits and Systems-I: Regular papers*, vol. 57, no. 1, pp. 213–224, 2010.
- [31] Z. Li, Z. Duan, and G. Chen, "Dynamic consensus of linear multi-agent systems," *Control Theory & Applications, IET*, vol. 5, no. 1, pp. 19–28, 2011.
- [32] C. Q. Ma and J. F. Zhang, "Necessary and sufficient conditions for consensusability of linear multi-agent systems," *IEEE Transactions on Automatic Control*, vol. 55, no. 5, pp. 1263–1268, 2010.

- [33] W. Ren, "Synchronization of coupled harmonic oscillators with local interaction," *Automatica*, vol. 44, no. 12, pp. 3195–3200, 2008.
- [34] L. Scardovi and R. Sepulchre, "Synchronization in networks of identical linear systems," *Automatica*, vol. 45, no. 11, pp. 2557–2562, 2009.
- [35] Y. Su and J. Huang, "Stability of a class of linear switching systems with applications to two consensus problems," *IEEE Transactions on Automatic Control*, vol. 57, no. 6, pp. 1420–1430, 2012.
- [36] S. E. Tuna, "Synchronizing linear systems via partial-state coupling," *Automatica*, vol. 44, no. 8, pp. 2179–2184, 2008.
- [37] S. E. Tuna, "Conditions for synchronizability in arrays of coupled linear systems," *IEEE Transactions on Automatic Control*, vol. 54, no. 10, pp. 2416–2420, 2009.
- [38] G. Wen, Z. Duan, W. Ren, and G. Chen, "Distributed consensus of multi-agent systems with general linear node dynamics and intermittent communications," in *International Journal of Robust and Nonlinear Control*, 2013.
- [39] T. Liu, D. J. Hill, and B. Liu, "Synchronization of dynamical networks with distributed event-based communication," in *51st IEEE Conference on Decision and Control*, 2012, pp. 7199–7204.
- [40] W. Zhu, Z.-P. Jiang, and G. Feng, "Event-based consensus of multi-agent systems with general linear models," *Automatica*, vol. 50, no. 2, pp. 552–558, 2014.
- [41] E. Garcia, Y. Cao, and D. W. Casbeer, "Cooperative control with general linear dynamics and limited communication: centralized and decentralized event-triggered control strategies," in *American Control Conference*, 2014, pp. 159–164.
- [42] E. Garcia and Y. Cao and D. W. Casbeer, "Decentralized event-triggered consensus with general linear dynamics," *Automatica*, vol. 50, no. 10, pp. 2633–2640, 2014.
- [43] O. Demir and J. Lunze, "Event-based synchronisation of multi-agent systems," in *IFAC Conference on Analysis and Design of Hybrid Systems*, 2012, pp. 1–6.
- [44] E. Garcia, Y. Cao, and D. W. Casbeer, "Event-triggered cooperative control with general linear dynamics and communication delays," in *IEEE Conference on Decision and Control*, 2014, pp. 2914–2919.
- [45] R. Aragues, G. Shi, D. V. Dimarogonas, C. Sagues, and K. H. Johansson, "Distributed algebraic connectivity estimation for adaptive event-triggered consensus," in *American Control Conference*, 2012, pp. 32–37.
- [46] M. Franceschelli, A. Gasparri, A. Giua, and C. Seatzu, "Decentralized Laplacian eigenvalues estimation for networked multi-agent systems," in *48th IEEE Conference on Decision and Control and 28th Chinese Control Conference*, 2009, pp. 2717–2722.