

A stronger bound for the strong chromatic index

Henning Bruhn and Felix Joos

Abstract

We prove $\chi'_s(G) \leq 1.93\Delta(G)^2$ for graphs of sufficiently large maximum degree where $\chi'_s(G)$ is the strong chromatic index of G . This improves an old bound of Molloy and Reed. As a by-product, we present a Talagrand-type inequality where it is allowed to exclude unlikely bad outcomes that would otherwise render the inequality unusable.

1 Introduction

Edge colorings are well understood, for strong edge colorings this is much less the case. An edge coloring can be viewed as a partition of the edge set of a graph G into matchings; the smallest such number of partition classes is the *chromatic index* of G . If we consider the natural stronger notion of a partition into *induced* (or *strong*) matchings, we arrive at the *strong chromatic index* $\chi'_s(G)$ of G , the minimal number of induced matchings needed.

The classic result of Vizing, and independently Gupta, constrains the chromatic index of a (simple) graph G to a narrow range: it is either equal to the trivial lower bound of the maximum degree $\Delta(G)$, or one more than that. The strong chromatic index, in contrast, can vary much more. The trivial lower bound and a straightforward greedy argument give a range of $\Delta(G) \leq \chi'_s(G) \leq 2\Delta(G)^2 - 2\Delta(G) + 1$ for all graphs G . Erdős and Nešetřil [7] conjectured a much stricter upper bound:

Strong edge coloring conjecture. $\chi'_s(G) \leq \frac{5}{4}\Delta(G)^2$ for all graphs G .

If true, the conjecture would be optimal, because any blow-up of the 5-cycle as in Figure 1 attains equality. For odd maximum degree, Erdős and Nešetřil conjectured that $\chi'_s(G) \leq \frac{5}{4}\Delta(G)^2 - \frac{1}{2}\Delta(G) + 1$, which again would be tight.

In a breakthrough article of 1997, Molloy and Reed [19] demonstrated how probabilistic coloring methods could be used to beat the trivial greedy bound:

$$\chi'_s(G) \leq 1.998\Delta(G)^2$$

for graphs G with $\Delta(G)$ sufficiently large.

We improve this bound:

Theorem 1. *If G is a graph of sufficiently large maximum degree Δ , then*

$$\chi'_s(G) \leq 1.93\Delta^2.$$

A strong edge coloring of a graph G may be viewed as an ordinary vertex coloring in the square $L^2(G)$ of the linegraph of G . (The square of any graph is obtained by adding edges between any vertices of distance of most 2.) Working in $L^2(G)$ permitted Molloy and Reed to split the strong edge coloring problem

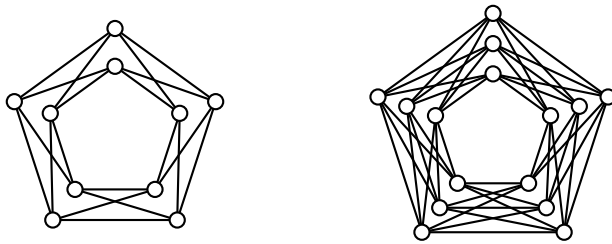


Figure 1: Two blow-ups of the 5-cycle

into two weaker sub-problems. First, they showed that the neighborhood of any vertex in $L^2(G)$ is somewhat sparse. Second, based on a probabilistic coloring method, they proved a coloring result for graphs with sparse neighborhoods, that holds for general graphs, not only for squares of linegraphs.

We follow these same steps but make a marked improvement in each sub-problem: our sparsity result is asymptotically best-possible; and our coloring lemma needs fewer colors. We discuss the differences between our approach and that of Molloy and Reed in detail in Sections 2 and 5.

As a tool for our coloring lemma we develop in Section 7 a version of Talagrand's inequality that excludes exceptional outcomes. Talagrand's inequality is used to verify that random variables on product spaces are tightly concentrated around their expected value. It is particularly suited for random variables that only change little when a single coordinate is modified. This will not be the case in our application: in some very rare events a single change might result in a very large effect. To cope with this, we formulate a version of Talagrand's inequality in which such large effects of tiny probability can be ignored. We take some effort to make the application of the inequality as simple as possible as we have some hopes that it might be useful elsewhere.

A weakening of the strong edge coloring conjecture yields a statement on *strong* cliques, the cliques of the square of the linegraph.

Conjecture 2. *Any strong clique of a graph G has size at most $\omega(L^2(G)) \leq \frac{5}{4}\Delta^2(G)$.*

Note that the edge set of any blow-up of the 5-cycle is a strong clique, so that the conjecture would be tight. Not much is known about this seemingly easier conjecture. Chung, Gyarfas, Tuza and Trotter [4] showed that any graph G that is $2K_2$ -free has at most $\frac{5}{4}\Delta^2(G)$ edges. In such a graph, the whole edge set forms a strong clique. Faudree, Schelp, Gyarfas and Tuza [8] found an upper bound of $(2 - \epsilon)\Delta^2(G)$ for the size of any strong clique, for some small ϵ . Bipartite graphs are easier to handle in this respect: the same authors proved that the strong clique can never have size larger than $\Delta(G)^2$. Again, this is tight, as balanced complete bipartite graphs attain that bound.

We prove:

Theorem 3. *If G is a graph with maximum degree $\Delta \geq 400$, then its strong clique has size at most $\omega(L^2(G)) \leq 1.74\Delta^2$.*

Coming back to strong edge colorings, let us note that there are a number of results for special graph classes. The conjecture was verified for maximum

degree 3 by Andersen [2], and independently by Horek, Qing and Trotter [10]. For $\Delta(G) = 4$, Cranston [5] achieves a bound of $\chi'_s(G) \leq 22$, which is off by 2. Mahdian [16] proved that $\chi'_s(G) \leq \frac{2\Delta(G)^2}{\log \Delta(G)}$ if G does not contain 4-cycles by quite involved probabilistic methods. Finally, a number of works concern degenerated graphs, the earliest of which is by Faudree, Schelp, Gyarfas and Tuza [8] who established the bound $\chi'_s(G) \leq 4\Delta(G) + 4$ for planar graphs G . Kaiser and Kang [13] consider a generalization of strong edge colorings, where alike colored edges have to be even farther apart.

The use of probabilistic methods to color graphs is explored in depth in the book of Molloy and Reed [20], where also many more references can be found. We only mention additionally the article of Alon, Krivelevich and Sudakov [1] on coloring graphs with sparse neighborhoods. However, their result only implies something nontrivial if the neighborhoods are much sparser than we can expect in squares of linegraphs.

Strong edge colorings seem much more difficult than edge colorings. This is because already induced matchings are much harder to handle than ordinary matchings. While the size of a largest matching can be quite precisely be determined, it is even hard to obtain good bounds for induced matchings; see for instance [11, 12].

All our graphs are simple and finite. We use standard graph-theoretic notation and concepts that can be found, for instance, in the book of Diestel [6].

2 Outline and proof of Theorem 1

A strong edge coloring of a graph G is nothing else than an ordinary vertex coloring in $L^2(G)$, the square of the linegraph of G . (The square of a graph is obtained by adding an edge between any two vertices of distance 2.) Molloy and Reed [19] use this simple observation to prove their bound on the strong chromatic index in two steps.

First, they show that neighborhoods in $L^2(G)$ cannot be too dense. To formulate this more precisely denote by N_e^s for any edge e of G the set of edges of distance at most 1 to e , which is equivalent to saying that N_e^s is the neighborhood of e in $L^2(G)$. We will often call N_e^s the *strong* neighborhood of e . Molloy and Reed show that for every edge e

$$N_e^s \text{ induces in } L^2(G) \text{ at most } \left(1 - \frac{1}{36}\right) \binom{2\Delta^2}{2} \text{ edges,} \quad (1)$$

where Δ is the maximum degree of G .

In the second step, Molloy and Reed show that any graph with sparse neighborhoods, such as $L^2(G)$, can be colored with a probabilistic procedure.

Following this strategy, we also prove a sparsity result and a coloring lemma.

Lemma 4. *Let G be a graph of maximum degree $\Delta \geq 1$, and let e be an edge of G . Then the neighborhood N_e^s of e induces in $L^2(G)$ a graph of at most $\frac{3}{2}\Delta^4 + 5\Delta^3$ edges.*

Lemma 5. *Let $\gamma, \delta \in (0, 1)$ be so that*

$$\gamma < \frac{\delta}{2(1-\gamma)} e^{-\frac{1}{1-\gamma}} - \frac{\delta^{3/2}}{6(1-\gamma)^2} e^{-\frac{7}{8(1-\gamma)}}. \quad (2)$$

Then, there is an integer R so that for all $r \geq R$ it follows $\chi(G) \leq (1 - \gamma)r$ for every graph G with maximum degree at most r in which, for every vertex v , the neighborhoods $N(v)$ induce graphs of at most $(1 - \delta)\binom{r}{2}$ edges.

Condition (2) might be slightly hard to parse. Therefore, let us remark that in a range of $\delta \in (0, 0.9]$

$$\gamma = 0.1827 \cdot \delta - 0.0778 \cdot \delta^{3/2}$$

satisfies the condition and is not too far away from the best-possible γ .

Our main theorem is a direct consequence of the two lemmas.

Proof of Theorem 1. Let G be a graph with maximum degree Δ sufficiently large. With Lemma 4 we conclude that for every vertex v of $L^2(G)$ the neighborhood induces a graph of at most $(\frac{3}{4} + o(1))\binom{2\Delta^2}{2}$ edges. Therefore, we can apply Lemma 2 with $r = 2\Delta^2$, $\delta = 0.24$, and $\gamma = 0.035$. \square

While Molloy and Reed developed this very neat proof technique, our contribution consists in improving its two constituent steps. In particular, in the sparsity lemma we improve Molloy and Reed's $\frac{1}{36}$ in (1) to roughly $\frac{1}{4}$. This is almost as good as possible: in Section 4 we construct graphs that asymptotically reach the upper density bound of Lemma 4. Our coloring lemma also yields a γ that is somewhat smaller than the corresponding γ of Molloy and Reed. We discuss the differences between their coloring lemma and ours in more detail in Section 5.

Let us have a look at some concrete numbers. There is a small oversight in the proof of Molloy and Reed (a lost 2) that results in the actual bound of $\chi'_s(G) \leq 1.9987\Delta(G)^2$ instead of the claimed $\chi'_s(G) \leq 1.998\Delta(G)^2$.

To what improvements lead our lemmas? With our sparsity lemma and the coloring lemma of Molloy and Reed it is possible to obtain $\chi'_s(G) \leq 1.99\Delta(G)^2$. Our coloring lemma then leads to the factor 1.93 in our main theorem. Viewing all statements as bounds of the form $\chi'_s(G) \leq (2 - \epsilon)\Delta(G)^2$, we improve ϵ by a factor of 53.

Finally, even assuming that the coloring lemma could be vastly improved (doubtful), this method can never go beyond $1.73\Delta(G)^2$. The sparsity bound in Lemma 4, which, again, is asymptotically best-possible, does not exclude a clique of size $1.73\Delta(G)^2$ in the neighborhood N_e^s in $L^2(G)$. That means, just considering edge densities will never yield a factor smaller than 1.73 (and probably not even close to that number).

3 Density of the strong neighborhood

In this section we prove the sparsity lemma, Lemma 4. For any edge e in a graph G , we write $d^s(e)$ for the degree in $L^2(G)$. Then $d^s(e) = |N_e^s|$.

Lemma 6. *Let G be a graph of maximum degree Δ , and let e be an edge of G . Then*

$$d^s(e) \leq (2 - \alpha - \beta)\Delta^2 - 2\Delta,$$

where $\alpha\Delta$ is the number of triangles in G containing e , and where $\beta\Delta^2$ is the number of 4-cycles containing e plus the number of triangles incident with exactly one endvertex of e .

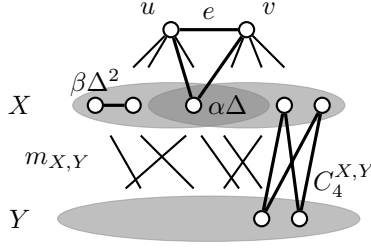


Figure 2: Some of the parameters used in the proof of Lemma 4

Proof. Let $e = uv$. Then $|N(u) \cup N(v) \setminus \{u, v\}| \leq 2(\Delta - 1) - |N(u) \cap N(v)| = (2 - \alpha)\Delta - 2$. Every edge in N_e^s has at least one of its endvertices in $N(u) \cup N(v)$. Edges with both endvertices in $N(u) \cup N(v)$ lie in a common 4-cycle with e or form a triangle with either u or v , and thus count towards $\beta\Delta^2$. In total we obtain

$$d^s(e) \leq |N(u) \cup N(v) \setminus \{u, v\}| \cdot \Delta - \beta\Delta^2 \leq ((2 - \alpha)\Delta - 2)\Delta - \beta\Delta^2,$$

which gives the affirmed bound. \square

We remark that the inequality given in Lemma 6 is even an equality if G is Δ -regular. We will frequently use the observation that the containment of an edge f in k 4-cycles implies $d^s(f) \leq 2\Delta^2 - k$.

We will occasionally need to measure how many neighbors a vertex has in some subset of the vertex set. So, for a vertex v in a graph G and some set $X \subseteq V(G)$, we write $d_X(v)$ for $|N_G(v) \cap X|$. We will similarly use the notation $d_F^s(e)$ for the degree of an edge e in $L^2(G)$ restricted to some edge set F .

Proof of Lemma 4. Without loss of generality, we may assume G to be Δ -regular. Indeed, if G is not then it may be embedded into a Δ -regular graph, in which the number of edges induced by N_e^s will only be larger. (The embedding is a standard technique: iteratively make a second copy of G and connect copies of vertices of too low degree by an edge.)

Let $e = uv$ and set $X = N_G(u) \cup N_G(v) \setminus \{u, v\}$, while $Y = N_G(X) \setminus (X \cup \{u, v\})$. Then, using the notation of Lemma 6, we set $\alpha\Delta = |N_G(u) \cap N_G(v)|$ to be the number of triangles containing e , and let $\beta\Delta^2$ be the number of edges with both endvertices in X . Observe that $|X| = (2 - \alpha)\Delta - 2$. We furthermore note that $0 \leq \alpha, \beta \leq 1$; for β this follows from $2\beta\Delta^2 \leq |X| \cdot \Delta$. We denote by m_e , the number of edges induced by N_e^s in $L^2(G)$. Our objective is to upper-bound m_e .

Let us start with the estimation of m_e . Writing $\overline{N_e^s}$ for $E(G) \setminus N_e^s$ we obtain

$$2m_e = \sum_{f \in N_e^s} d_{N_e^s}^s(f) = \sum_{f \in N_e^s} \left(d^s(f) - d_{\overline{N_e^s}}^s(f) \right)$$

To get an upper bound on $\sum_{f \in N_e^s} d^s(f)$ we use Lemma 6, where we omit the triangles and only count those 4-cycles that consist entirely of edges between X and Y . Let $C_4^{X,Y}$ be the number of those 4-cycles, that is, the number of those 4-cycles that consist only of edges with one endvertex in X and the other in Y . Observe that each cycle counted by $C_4^{X,Y}$ reduces the degree of four edges in N_e^s .

Thus, $\sum_{f \in N_e^s} d^s(f) \leq (\sum_{f \in N_e^s} 2\Delta^2) - 4C_4^{X,Y}$, by Lemma 6. Using the lemma again, this time to upper-bound $|N_e^s|$, and substituting in our above estimation of m_e , we get

$$\begin{aligned} 2m_e &\leq 2\Delta^2 |N_e^s| - 4C_4^{X,Y} - \sum_{f \in N_e^s} d_{N_e^s}^s(f) \\ &\leq 2\Delta^2 ((2 - \alpha - \beta)\Delta^2 - 2\Delta) - 4C_4^{X,Y} - \sum_{f \in N_e^s} d_{N_e^s}^s(f) \\ &= 2(2 - \alpha - \beta)\Delta^4 - 4\Delta^3 - 4C_4^{X,Y} - \sum_{f \in N_e^s} d_{N_e^s}^s(f) \end{aligned}$$

In order to obtain a lower bound on $\sum_{f \in N_e^s} d_{N_e^s}^s(f)$, we consider paths of the form $pxyq$ in G , where $x \in X$, $y \in Y$ and $q \notin X$. The first edge px then is in N_e^s , while the last edge yq is outside. So, each such path $pxyq$ contributes 1 to $\sum_{f \in N_e^s} d_{N_e^s}^s(f)$. Since G is Δ -regular, there are $\Delta - 1$ such paths for each fixed xyq . Counting the number of such xyq we arrive at $\sum_{y \in Y} d_X(y)(\Delta - d_X(y))$. For later use, we give this parameter a name

$$\gamma\Delta^3 := \sum_{y \in Y} d_X(y)(\Delta - d_X(y)),$$

and observe that $0 \leq \gamma \leq \frac{1}{2}$. Indeed, for any $y \in Y$, we have $d_X(y)(\Delta - d_X(y)) \leq d_X(y)^2/4 \leq \frac{\Delta}{4}d_X(y)$ and consequently, $\gamma\Delta^3 \leq \sum_{y \in Y} \frac{\Delta}{4} \cdot d_X(y) \leq \frac{\Delta}{4} \cdot 2\Delta^2$, as there can be at most $2\Delta^2$ edges between X and Y .

Summing up our discussion:

$$\sum_{f \in N_e^s} d_{N_e^s}^s(f) \geq (\Delta - 1)\gamma\Delta^3,$$

which leads to

$$m_e \leq \left(2 - \alpha - \beta - \frac{\gamma}{2}\right)\Delta^4 - 2C_4^{X,Y} + \left(\frac{\gamma}{2} - 2\right)\Delta^3. \quad (3)$$

It remains to estimate $C_4^{X,Y}$. For this, let us first compute $m_{X,Y}$, the number of edges with one endvertex in X and the other in Y . On the one hand, we have

$$\sum_{x \in X} d_G(x) = m_{X,Y} + 2\beta\Delta^2 + |X|,$$

while Δ -regularity, on the other hand, gives us $\sum_{x \in X} d_G(x) = \Delta \cdot |X|$. Together with $|X| = (2 - \alpha)\Delta - 2$, this implies

$$m_{X,Y} = (2 - \alpha - 2\beta)\Delta^2 - (4 - \alpha)\Delta + 2. \quad (4)$$

For $x_1, x_2 \in X$ define $c(x_1, x_2)$ to be the number of common neighbors of x_1 and x_2 in Y , where we put $c(x_1, x_2) = 0$ if $x_1 = x_2$. Then

$$C_4^{X,Y} = \sum_{x_1, x_2 \in X} \binom{c(x_1, x_2)}{2}.$$

We compute

$$\sum_{x_1, x_2 \in X} c(x_1, x_2) = \sum_{y \in Y} \binom{d_X(y)}{2} = \frac{1}{2} \sum_{y \in Y} (d_X(y))^2 - \frac{1}{2} m_{X,Y}.$$

Using the definition of γ , this gives

$$\begin{aligned} \sum_{x_1, x_2 \in X} c(x_1, x_2) &= \frac{1}{2} \left(\Delta \sum_{y \in Y} d_X(y) - \gamma \Delta^3 \right) - \frac{1}{2} m_{X,Y} \\ &= \frac{1}{2} ((\Delta - 1) m_{X,Y} - \gamma \Delta^3). \end{aligned}$$

Using $m_{X,Y} \leq 2\Delta^2$ as well as (4), we get a lower and an upper bound:

$$\frac{1}{2} ((2 - \alpha - 2\beta - \gamma) \Delta^3 - 6\Delta^2) \leq \sum_{x_1, x_2 \in X} c(x_1, x_2) \leq \left(1 - \frac{\gamma}{2}\right) \Delta^3 \quad (5)$$

We come back to the calculation of $C_4^{X,Y}$:

$$\begin{aligned} C_4^{X,Y} &= \sum_{x_1, x_2 \in X} \binom{c(x_1, x_2)}{2} = \frac{1}{2} \sum_{x_1, x_2 \in X} (c(x_1, x_2)^2 - c(x_1, x_2)) \\ &\geq \frac{1}{2} \sum_{x_1, x_2 \in X} c(x_1, x_2)^2 - \frac{1}{2} \left(1 - \frac{\gamma}{2}\right) \Delta^3, \end{aligned} \quad (6)$$

where we used (5). We use the Cauchy-Schwarz inequality:

$$\begin{aligned} \sum_{x_1, x_2 \in X} c(x_1, x_2)^2 &\geq \binom{|X|}{2} \left(\frac{\sum_{x_1, x_2 \in X} c(x_1, x_2)}{\binom{|X|}{2}} \right)^2 \\ &\geq 2 \cdot \frac{\left(\sum_{x_1, x_2 \in X} c(x_1, x_2)\right)^2}{|X|^2} \\ &\geq 2 \cdot \frac{\left(\frac{1}{2} ((2 - \alpha - 2\beta - \gamma) \Delta^3 - 6\Delta^2)\right)^2}{(2 - \alpha)^2 \Delta^2}, \end{aligned}$$

where the last inequality is because of $|X| = (2 - \alpha)\Delta - 2$ and (5). We continue

$$\begin{aligned} \sum_{x_1, x_2 \in X} c(x_1, x_2)^2 &\geq \frac{1}{2} \left(\frac{(2 - \alpha - 2\beta - \gamma)^2 \Delta^4}{(2 - \alpha)^2} - 12 \cdot \frac{(2 - \alpha) \Delta^3}{(2 - \alpha)^2} \right) \\ &\geq \frac{(2 - \alpha - 2\beta - \gamma)^2}{2(2 - \alpha)^2} \Delta^4 - 6\Delta^3. \end{aligned}$$

We substitute this in our estimation (6) of $C_4^{X,Y}$:

$$\begin{aligned} C_4^{X,Y} &\geq \frac{1}{2} \left(\frac{(2 - \alpha - 2\beta - \gamma)^2 \Delta^4}{2(2 - \alpha)^2} - 6\Delta^3 \right) - \frac{1}{2} \left(1 - \frac{\gamma}{2}\right) \Delta^3 \\ &= \frac{1}{2} \left(\frac{(2 - \alpha - 2\beta - \gamma)^2 \Delta^4}{2(2 - \alpha)^2} - \left(7 - \frac{\gamma}{2}\right) \Delta^3 \right). \end{aligned}$$

We can finally complete our estimation (3) of m_e to:

$$m_e \leq \left(2 - \alpha - \beta - \frac{\gamma}{2}\right) \Delta^4 - \frac{(2 - \alpha - 2\beta - \gamma)^2}{2(2 - \alpha)^2} \Delta^4 + 5\Delta^3.$$

To see that this gives

$$m_e \leq \frac{3}{2}\Delta^4 + 5\Delta^3,$$

observe first that we may assume that $0 \leq \alpha \leq \frac{1}{2}$ or we are already done. Setting $x = \beta + \frac{\gamma}{2}$, we may also assume $x \leq \frac{1}{2}$. Let $f(\alpha, x) = 2 - \alpha - x - \frac{(2 - \alpha - 2x)^2}{2(2 - \alpha)^2}$. Note that $\frac{\partial f(\alpha, x)}{\partial \alpha} = -1 + \frac{2x(2 - \alpha - 2x)}{(2 - \alpha)^3} < 0$ for $0 \leq x \leq \frac{1}{2}$. Thus we may assume that $\alpha = 0$. Consequently, it remains to verify that $2 - x - \frac{(2 - 2x)^2}{8} \leq \frac{3}{2}$, which is an elementary task. \square

We note that a good number of elements used in the proof appear already in the article of Molloy and Reed [19]: triangles through e , edges in X , paths xyq and 4-cycles between X and Y . Our contribution consists in parameterising these elements and then combining the parameters in the right way to give a nearly tight bound.

Lemma 4 naturally gives an upper bound on the size of the largest clique in $L^2(G)$. Although cliques have a very simple structure we were not able to push the bound given in Theorem 3 significantly further.

Proof of Theorem 3. Let K be a largest strong clique, that is, a largest clique in $L^2(G)$, and let $\kappa\Delta^2$ be its size. If $e \in K$ is an edge of G , then its neighborhood induces by Lemma 4 a graph of at most $\frac{3}{2}\Delta^4 + 5\Delta^3$ edges. Thus

$$\binom{\kappa\Delta^2 - 1}{2} \leq \frac{3}{2}\Delta^4 + 5\Delta^3,$$

which implies $\kappa \leq \frac{3}{2\Delta^2} + \sqrt{3 + \frac{10}{\Delta} + \frac{9}{4\Delta^4}} < 1.74$ for $\Delta \geq 400$. \square

4 The sparsity lemma is best-possible

In this section we describe a family of graphs with strong neighborhoods that almost reach the upper density bound of Lemma 4. To show this, we turn to *Hadamard codes*. For every $k \geq 2$, the corresponding Hadamard code consists of $2 \cdot 2^k$ 0, 1-strings of length 2^k each with certain properties. For instance, for $k = 2$, the Hadamard code is

$$\{1111, 0000, 1100, 0011, 0110, 1001, 1010, 0101\}$$

Notably, the code always contains the all-0-string and the all-1-string. We drop these and interpret the remaining code words as subsets of some fixed ground set of $n = 2^k$ elements $\{x_1, \dots, x_n\}$. Then we can see the Hadamard code as a set \mathcal{H}_k of subsets of $\{x_1, \dots, x_n\}$ with the following properties:

- (i) \mathcal{H}_k contains $2(n - 1)$ member-sets, each of which has cardinality $\frac{n}{2}$

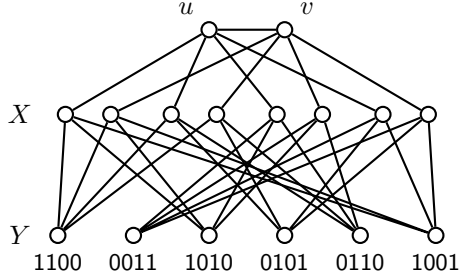


Figure 3: The graph G for $k = 2$

(ii) every element x_i lies in precisely $n - 1$ member-sets of \mathcal{H}_k

(iii) if $S, S' \in \mathcal{H}_k$ are two distinct member-sets of \mathcal{H}_k then $|S \cap S'| \in \{0, \frac{n}{4}\}$.

For a proof and more details, see for example van Lint [23].

Based on $\mathcal{H}_k = \{S_1, \dots, S_{2n-2}\}$ we construct a graph G . Make a copy x'_i for each x_i , and put $X = \{x_1, \dots, x_n, x'_1, \dots, x'_n\}$. Let, furthermore, $Y = \{y_1, \dots, y_{2n-2}\}$ be a set of $2n - 2$ vertices, that is disjoint from X . We define a graph G on $X \cup Y \cup \{u, v\}$, where u, v are two vertices outside $X \cup Y$. First off, make u complete to x_1, \dots, x_n and v complete to x'_1, \dots, x'_n , and make u adjacent to v . Now, let us add a bipartite graph on $X \cup Y$. For this, we make each y_j adjacent to every vertex in S_j and to the set S'_j of their copies. See Figure 3 for an illustration. With this, each vertex in X has $(n-1)+1$ neighbors, by property (ii) of \mathcal{H}_k , and each y_j has degree $2\frac{n}{2} = n$, by property (i). Each of u and v has degree $n + 1$. Thus the maximum degree is $\Delta = n + 1$. We note, furthermore, that there are $(2n - 2)n = 2\Delta^2 - O(\Delta)$ edges between X and Y .

We calculate the number of 4-cycles in $G - u - v$. Observe that for all $i < j$ the number $c(y_i, y_j)$ of common neighbors of y_i and y_j is at most $2 \cdot \frac{n}{4}$ (by property (iii)). Thus, the number of 4-cycles in $G - u - v$ is

$$\sum_{i < j} \binom{c(y_i, y_j)}{2} \leq \binom{2n-2}{2} \cdot \binom{n/2}{2} = \frac{n^4}{4} + O(n^3) = \frac{\Delta^4}{4} + O(\Delta^3).$$

Since there are only $2\Delta - 1$ edges incident with u or v , deleting all these edges will only result in a loss of $O(\Delta^3)$ edges in $L^2(G)$. In the square of the linegraph of $G - u - v$, however, only the 4-cycles counted above reduce the degree $d^s(e)$ away from the maximal possible value $2\Delta^2$ (recall the argumentation in the proof of Lemma 6). Thus, recalling that there are $2\Delta^2 - O(\Delta)$ edges between X and Y , we obtain that the number m_{uv} of edges induced by N_{uv}^s in $L^2(G)$ satisfies

$$2m_{uv} \geq 2\Delta^2 \cdot (2\Delta^2 - O(\Delta)) - 4 \left(\frac{\Delta^4}{4} + O(\Delta^3) \right) - O(\Delta^3)$$

(Note that each 4-cycle reduces the degree of four edges in $L^2(G)$.) Therefore

$$m_{uv} \geq \frac{3}{2}\Delta^4 - O(\Delta^3),$$

which asymptotically coincides with the bound of Lemma 4.

5 The coloring procedure

Molloy and Reed [19] described a probabilistic method, called *naive coloring procedure* in [20], to partially color a sparse graph. In the procedure, every vertex first receives a color independently and uniformly at random. Then follows a conflict resolution step: whenever two adjacent vertices received the same color, both become uncolored. The brilliant insight here is that, with a non-negligible probability, in every neighborhood a good number of colors appear at least twice at the end of this procedure. In this way, the partial coloring *saves* colors in comparison to a $(\Delta(G) + 1)$ -coloring. This, then makes it possible to complete the partial coloring greedily to a full coloring.

In the easiest manifestation of the procedure, whenever there is a conflict, that is, whenever two adjacent vertices receive the same color, both vertices lose their color. Molloy and Reed hint at a possible improvement that is less wasteful: if additionally random weights on vertices are chosen, only the vertex of lower weight need to be uncolored. However, the analysis becomes much more tedious. We propose a different conflict resolution mechanism that allows for a simpler analysis. In addition, we not only count colors that are used exactly twice in the neighborhood of a fixed vertex but also take into account multiple occurrences. Molloy and Reed mentioned such a modification, too, but did not discuss it in detail.

We now describe the modified Molloy and Reed coloring procedure. For this, assume G to be an r -regular graph, which we will color with $C = \lceil (1 - \gamma)r \rceil$ colors, where $\gamma \in (0, 1)$ is a constant. The following random experiment is performed.

1. Color every vertex uniformly and independently at random from the set $\{1, \dots, C\}$.
2. Choose for every edge uv independently and uniformly at random an orientation d_{uv} .
3. If uv is an edge and u and v received the same color, then uncolor u if d_{uv} points towards u and uncolor v otherwise.

The key parameter is the number of colors that are saved in the neighborhood of an arbitrary vertex u , that is, the number of vertices that are assigned a color that is already used by some other vertex in the neighborhood. To estimate this quantity, we introduce the random variable P_u that counts the number of pairs of non-adjacent vertices in $N(u)$ that have, after the uncoloring step, the same color. To control overcounting, we also define T_u , the number of triples of distinct non-adjacent vertices v, w, x in $N(u)$ that have the same color at the end of the coloring procedure.

Most of the effort in the proof of Theorem 5 will be spent on estimating the expected values of P_u and T_u . Later, in Section 8, we will show that the random variables are strongly concentrated around their expectation:

Lemma 7. *Let $\gamma \in (0, 1)$. There is an R so that for every r -regular graph G with $r \geq R$ it holds that*

$$\begin{aligned} \mathbb{P}[|P_u - \mathbb{E}[P_u]| \geq \sqrt{r} \log^3 r] &\leq r^{-\frac{1}{2} \log \log r} \quad \text{and} \\ \mathbb{P}[|T_u - \mathbb{E}[T_u]| \geq \sqrt{r} \log^4 r] &\leq r^{-\frac{1}{2} \log \log r} \end{aligned}$$

when the coloring procedure is performed with $C = \lceil (1 - \gamma)r \rceil$ colors.

In order to prove the existence of a global partial coloring with certain nice properties, we use the Lovász Local Lemma to deduce this from our local structure.

Lovász Local Lemma. *Let $p \in [0, 1)$, and \mathcal{A} be a finite set of events so that for every $A \in \mathcal{A}$*

- (i) $\mathbb{P}[A] \leq p$; and
- (ii) A is independent of all but at most d of the other events in \mathcal{A} .

If $4pd \leq 1$, then the probability that none of the events in \mathcal{A} occur is strictly positive.

Proof of Lemma 5. How large R has to be will become clear at the end of the proof. Consider some graph G with maximum degree at most r satisfying the density condition on the neighborhoods. We may assume that G is r -regular, otherwise we embed G , as in Lemma 4, in an r -regular graph while keeping the local density condition.

We will color G with $C = \lceil (1 - \gamma)r \rceil$ colors, which may be slightly more than the claimed bound of $\chi(G) \leq (1 - \gamma)r$. However, by choosing R and thus r large enough we can find a γ' that still satisfies (2) and for which $\lceil (1 - \gamma')r \rceil \leq (1 - \gamma)r$ for every $r \geq R$. Thus, if necessary, we may replace γ by γ' in what follows.

Pick some vertex u of G . We start with the estimation of P_u , the number of non-adjacent neighbors of u with the same (final) color. To this end, consider two non-adjacent neighbors v and w of u . Note first that the probability that v and w receive the same color in step 1 is equal to $\frac{1}{C}$. Assuming that this is the case, we observe that in order for v and w to keep their color in step 3, all the edges between $\{v, w\}$ and the neighbors of the same color as v, w have to be chosen in step 2 so that they point away from $\{v, w\}$. Thus, if v and w have k common neighbors, the probability that they both keep their (common) color is

$$\left(1 - \frac{1}{2C}\right)^{2r-2k} \left(1 - \frac{3}{4} \cdot \frac{1}{C}\right)^k,$$

where the factor $\frac{3}{4}$ stems from the fact that, out of four orientations of the two edges between v, w and a common neighbor, only one of these allows both v, w to keep their color.

In total, we get

$$\begin{aligned} & \mathbb{P}[v, w \text{ received the same color and both stay colored}] \\ &= \frac{1}{C} \left(1 - \frac{1}{2C}\right)^{2r-2k} \left(1 - \frac{3}{4} \cdot \frac{1}{C}\right)^k = \frac{1}{C} \left(1 - \frac{1}{2C}\right)^{2r} \left(\frac{1 - \frac{3}{4C}}{1 - \frac{1}{C} + \frac{1}{4C^2}}\right)^k. \end{aligned}$$

Note that, for any $C \geq 1$, we have

$$\frac{1 - \frac{3}{4C}}{1 - \frac{1}{C} + \frac{1}{4C^2}} \geq 1.$$

Thus, if r is large enough, then

$$\begin{aligned} & \mathbb{P}[v, w \text{ received the same color and both stay colored}] \\ & \geq \frac{1}{C} \left(1 - \frac{1}{2C}\right)^{2r} = \frac{1}{\lceil(1-\gamma)r\rceil} \left(1 - \frac{1}{2\lceil(1-\gamma)r\rceil}\right)^{2r} \\ & \geq (1 + o(1)) \frac{1}{(1-\gamma)r} e^{-\frac{1}{1-\gamma}} \end{aligned}$$

As there are at least $\delta \binom{r}{2}$ many pairs of non-adjacent vertices in $N(u)$, the calculation above implies

$$\begin{aligned} \mathbb{E}[P_u] & \geq (1 + o(1)) \delta \binom{r}{2} \frac{1}{(1-\gamma)r} e^{-\frac{1}{1-\gamma}} \\ & = (1 + o(1)) \frac{\delta r}{2(1-\gamma)} e^{-\frac{1}{1-\gamma}}. \end{aligned}$$

We will need a similar estimation for triples of non-adjacent neighbors of u . So, assume v, w, x to be three vertices in $N(u)$ that are pairwise non-adjacent. For $1 \leq i \leq 3$, let k_i be the number of vertices with i neighbors in $\{v, w, x\}$. Since G is r -regular, $k_1 + 2k_2 + 3k_3 = 3r$.

The probability that all three of v, w, x receive the same color is $\frac{1}{C^3}$. The probability that all three retain their color is computed in a similar way as above, where it should be noted that there are now eight possibilities for the orientations of the three edges between v, w, x and a neighbor common to all of them.

Using the binomial series $(1+z)^\alpha = \sum_{k=0}^{\infty} \binom{\alpha}{k} z^k$ and $\frac{1}{C^\alpha} = o(1/r)$ for $\alpha > 1$, we get

$$\begin{aligned} & \mathbb{P}[v, w, x \text{ received the same color and stay colored}] \\ & = \frac{1}{C^3} \left(1 - \frac{1}{2C}\right)^{k_1} \left(1 - \frac{3}{4C}\right)^{k_2} \left(1 - \frac{7}{8C}\right)^{k_3} \\ & = \frac{1}{C^3} \left(1 - \frac{3}{2C} + o(1/r)\right)^{k_1/3} \left(1 - \frac{9}{8C} + o(1/r)\right)^{2k_2/3} \left(1 - \frac{7}{8C}\right)^{k_3} \\ & \leq (1 + o(1)) \frac{1}{(1-\gamma)^2 r^2} \left(1 - \frac{7}{8(1-\gamma)r}\right)^{k_1/3 + 2k_2/3 + k_3} \\ & = (1 + o(1)) \frac{1}{(1-\gamma)^2 r^2} e^{-\frac{7}{8(1-\gamma)}}. \end{aligned}$$

By using that every graph with $\delta \binom{r}{2}$ edges contains at most $\frac{\delta^{3/2} r^3}{6}$ many distinct triangles (see, for instance, Rivin [21]), we obtain

$$\begin{aligned} \mathbb{E}[T_u] & \leq (1 + o(1)) \frac{\delta^{3/2} r^3}{6} \frac{1}{(1-\gamma)^2 r^2} e^{-\frac{7}{8(1-\gamma)}} \\ & = (1 + o(1)) \frac{\delta^{3/2} r}{6(1-\gamma)^2} e^{-\frac{7}{8(1-\gamma)}}. \end{aligned}$$

By the inclusion–exclusion principle, we save at least $P_u - T_u$ many colors in $N(u)$, that is, the number of colored vertices minus the number of colors actually

used in $N(u)$ is at least $P_u - T_u$. Now, if $P_u - T_u \geq \gamma r$, then the number of uncolored vertices is smaller than the number of unused colors in $N(u)$. Thus, if we can show that, with positive probability, it holds that $P_u - T_u \geq \gamma r$, then we can color all remaining uncolored vertices greedily, which then concludes the proof.

To show this, let A_u be the event that

$$P_u - T_u \leq \left(1 - \frac{1}{\log r}\right) \left(\frac{\delta}{2(1-\gamma)} e^{-\frac{1}{1-\gamma}} - \frac{\delta^{3/2}}{6(1-\gamma)^2} e^{-\frac{7}{8(1-\gamma)}}\right) r.$$

Since both random variables P_u and T_u are highly concentrated (see Lemma 7), it follows for large r that

$$\mathbb{P}[A_u] \leq O(r^{-\frac{1}{2} \log \log r}).$$

Note that the event A_u only depends on $A_{u'}$ if there is some vertex z of distance at most 2 to both u and u' . Thus, A_u is independent of all other $A_{u'}$ except for a number of these that is polynomial in r . We deduce, therefore, from the Lovász Local Lemma that there is a coloring of the vertices of G such that no A_u holds. This, however, implies together with (2) that $P_u - T_u \geq \gamma r$, provided that r is large enough. \square

6 How to possibly save more colors

The factor of $1.93\Delta^2$ of Theorem 1 is still very far from the conjectured factor of $1.25\Delta^2$. While it seems doubtful that probabilistic coloring can ever get very close to $1.25\Delta^2$, there is still some hope that with more sophisticated arguments the factor can be improved. For us, two observations fuel this hope.

First, the two steps, the sparsity lemma and the coloring lemma, are completely dissociated. That is, the coloring lemma only exploits the sparsity of strong neighborhoods but uses no structural information whatsoever. Surely, not forgetting that the task consists in coloring edges should help!

Second, while the sparsity lemma, Lemma 4 is asymptotically tight, the conjectured extreme example for the strong coloring conjecture, the blow-up of the 5-cycle, has much sparser strong neighborhoods.

To be more concrete, consider the blow-up in which every vertex of the 5-cycle is replaced by a stable set of size k , so that the maximum degree becomes $\Delta = 2k$. Then every edge e has as strong neighborhood all of the rest of the graph, and consequently, the strong neighborhood induces about $\frac{25}{32}\Delta^4$ edges in the square of the linegraph, which is much less than the $\frac{3}{2}\Delta^4$ of Lemma 4. In some sense, this is not surprising because already the degree $d^{\mathfrak{S}}(e)$ of e in the square of the linegraph is much smaller than the $2\Delta^2$ we are working with, namely it is only about $\frac{5}{4}\Delta^2$. In conclusion, the blow-up of the 5-cycle is quite different from what we assume in the sparsity lemma.

What kind of effects could be at work that explain this difference? In Lemma 4 we assume that the edge e has degree $d^{\mathfrak{S}}(e)$ close to $2\Delta^2$ and at the same time a very dense neighborhood. While it is possible to have such edges, this cannot be the case for all edges. Indeed, for the strong neighborhood $N_e^{\mathfrak{S}}$ to induce many edges, there have to be many 4-cycles in $N_e^{\mathfrak{S}}$. (This is simply because X and Y , the first and second neighborhoods of the endvertices

of e , cannot be very large so that the bipartite graph between X and Y is very dense.) However, every 4-cycle reduces in $L^2(G)$ the degree of any of its edges by 1, and consequently, there should be many edges f in N_e^s of lower degree $d^s(f)$ than $2\Delta^2$.

Obviously, an edge f of low degree $d^s(f)$ is to our advantage, as we can always color f at the very end when all high degree edges are already colored. But if we defer coloring of low degree edges then any high degree edge e with many low degree edges in its strong neighborhood has, morally, low degree as well. Unfortunately, we did not manage to exploit these observations in such a way that they result in a substantial improvement.

7 Talagrand's inequality and exceptional outcomes

To finish the proof of Lemma 5, we still need to show that the probability of P_u or T_u deviating significantly from their expected values is very small. To prove that a random variable on a product probability space is strongly concentrated around its expectation is a very common task, and consequently, a number of powerful tools have been developed for this, among them McDiarmid's, Azuma's or Talagrand's inequality [3, 17, 22]. All of these tools have in common that they require the random variable to be somewhat smooth.

Consider a family of probability spaces $((\Omega_i, \Sigma_i, \mathbb{P}_i))_{i=1}^n$, and let $(\Omega, \Sigma, \mathbb{P})$ be their product. One common smoothness assumption for a random variable $X : \Omega \rightarrow \mathbb{R}$ is that *each coordinate has effect at most c* : whenever any two $\omega, \omega' \in \Omega$ differ in exactly one coordinate then $|X(\omega) - X(\omega')| \leq c$.

For McDiarmid's or Azuma's inequality to give strong concentration in this situation, the effect c has to be small compared to n . If that is not the case, then Talagrand's inequality might still be useful. We describe a weaker version that is easier to apply than the full inequality.

We say that X has *certificates of size s for exceeding value k* if for any $\omega \in \Omega$ with $X(\omega) \geq k$, there is a set I of at most s coordinates such that also $X(\omega') \geq k$ for any $\omega' \in \Omega$ with $\omega|_I = \omega'|_I$. The following version of Talagrand's inequality appears in Molloy and Reed [20, p. 234]:

Theorem 8 (Talagrand). *Let $((\Omega_i, \Sigma_i, \mathbb{P}_i))_{i=1}^n$ be probability spaces, and let $(\Omega, \Sigma, \mathbb{P})$ be their product space. Let $X : \Omega \rightarrow \mathbb{R}$ be a non-negative random variable with $X \neq 0$ so that each coordinate has effect at most c , and assume X to have, for any k , certificates of size at most kl for exceeding k . Then for any $0 \leq t \leq \mathbb{E}[X]$:*

$$\mathbb{P} \left[|X - \mathbb{E}[X]| > t + 60c\sqrt{t\mathbb{E}[X]} \right] \leq 4e^{-\frac{t^2}{8c^2t\mathbb{E}[X]}}.$$

Unfortunately, for the random variables P_u and T_u that are of interest for us, the effect c is too large, so that Talagrand's inequality becomes useless. Indeed, in an extreme case changing the color of a single vertex $v \in N(u)$ to new color λ might result in all other vertices in $N(u)$ of color λ to lose their color. This happens when all these vertices have an edge pointing away from v . Then, all pairs of color λ counted in P_u are lost, and these might be up to r^2 . (Recall that our graph G is r -regular.) Consequently, the effect c has to be

at least r^2 – however, already an effect of $c \approx r$ would necessitate a deviation of $t \approx r \approx \mathbb{E}[P_u]$ for the probability to become small. But for Talagrand’s inequality to be useful for us, we need a vanishing probability for deviations t that are small compared to $\mathbb{E}[P_u]$.

Changing a single color might have a very large effect but this is a rare exception. Normally, only few vertices in $N(u)$ have the same color, so that also only few are affected by any color change. That is, very large effects only occur with a very tiny probability. It seems unreasonable that exceedingly unlikely events should have a serious impact on whether a random variable is concentrated or not.

What we need, therefore, is a version of Talagrand’s inequality that excludes a very unlikely set Ω^* of *exceptional* outcomes that nevertheless spoils smoothness. Warnke [24] (but see also Kutin [15]) extended McDiarmid’s inequality in a similar direction by considering a sort of *typical* effect. However, Warnke’s inequality is still too weak for us. Grable [9] as well presents a concentration inequality that excludes exceptional outcomes, which would be suitable for our purposes, were it not for the fact that there is a serious error in its proof. McDiarmid [18], too, describes a Talagrand-type inequality that excludes an exceptional set. (Its main feature, though, is to allow permutations as coordinates.) The inequality, however, does not seem to be of much use to us either.

We mention that the powerful, but technical, method of Kim and Vu [14] can also handle large but unlikely effects.

To deal with exceptional outcomes, we modify the definition of certificates. Given an exceptional set $\Omega^* \subseteq \Omega$ and $s, c > 0$, we say that X has *upward* (s, c) -certificates if for every $t > 0$ and for every $\omega \in \Omega \setminus \Omega^*$ there is an index set I of size at most s so that $X(\omega') > X(\omega) - t$ for any $\omega' \in \Omega \setminus \Omega^*$ for which the restrictions $\omega|_I$ and $\omega'|_I$ differ in less than t/c coordinates.

Directly, Talagrand’s inequality does not give concentration around the expectation but around the *median* $\text{med}(X)$ of X , that is, around

$$\text{med}(X) = \sup \left\{ t \in \mathbb{R} : \mathbb{P}[X \leq t] \leq \frac{1}{2} \right\}.$$

However, in typical applications the median is very close to the expected value. We will deal with this technicality later.

Lemma 9. *Let $((\Omega_i, \Sigma_i, \mathbb{P}_i))_{i=1}^n$ be probability spaces, and let $(\Omega, \Sigma, \mathbb{P})$ be their product space. Let $\Omega^* \subseteq \Omega$ be a set exceptional events. Let $X : \Omega \rightarrow \mathbb{R}$ be a random variable and let $t \geq 0$.*

If X has upward (s, c) -certificates then

$$\mathbb{P}[|X - \text{med}(X)| \geq t] \leq 4e^{-\frac{t^2}{4c^2s}} + 4\mathbb{P}[\Omega^*]. \quad (7)$$

We prove Lemma 9 with the original, full version of Talagrand’s inequality. Recall that the *Hamming distance* of two points $\omega, \omega' \in \Omega$ is defined by the number of non-common coordinates or equally $\sum_{i:\omega_i \neq \omega'_i} 1$. For a weighted version (together with a normalization), let $\alpha \in \mathbb{R}^n$ be a unit vector with $\alpha_i \geq 0$. We define the α -*Hamming distance* between ω and ω' by $\sum_{i:\omega_i \neq \omega'_i} \alpha_i$.

For a set $A \in \Omega$ and a point $\omega \in \Omega$, let

$$d(\omega, A) = \sup_{\alpha} \left\{ \tau : \sum_{i: \omega_i \neq \omega'_i} \alpha_i \geq \tau \text{ for all } \omega' \in A \right\},$$

which is equivalent to the largest value τ such that all points in A have α -Hamming distance at least τ to ω (for a best possible choice of α).

Theorem 10 (Talagrand [22]). *Let $((\Omega_i, \Sigma_i, \mathbb{P}_i))_{i=1}^n$ be probability spaces, and let $(\Omega, \Sigma, \mathbb{P})$ be their product space. If $A, B \subseteq \Omega$ are two (measurable) sets such that $d(\omega, A) \geq \tau$ for all $\omega \in B$, then*

$$\mathbb{P}[A]\mathbb{P}[B] \leq e^{-\tau^2/4}.$$

Proof of Lemma 9. The two-sided estimation (7) follows from the two one-sided estimations

$$\begin{aligned} \mathbb{P}[X \leq \text{med}(X) - t] &\leq 2e^{-\frac{t^2}{4c^2s}} + 2\mathbb{P}[\Omega^*] \\ \mathbb{P}[X \geq \text{med}(X) + t] &\leq 2e^{-\frac{t^2}{4c^2s}} + 2\mathbb{P}[\Omega^*], \end{aligned}$$

of which we only show the first; the argumentation for the second is analogous. Let

$$\begin{aligned} A &= \{\omega \in \Omega \setminus \Omega^* : X(\omega) \leq \text{med}(X) - t\} \text{ and} \\ B &= \{\omega \in \Omega \setminus \Omega^* : X(\omega) \geq \text{med}(X)\}. \end{aligned}$$

Pick an arbitrary $\omega \in B$. By assumption, X has upward (s, c) -certificates, which means, in particular, that there is an index set I of at most s indices such that $\omega|_I$ and $\omega'|_I$ differ in at least t/c coordinates for every $\omega' \in A$. Consequently, if we set $\alpha = 1/\sqrt{|I|} \cdot \mathbb{1}_I$, where $\mathbb{1}_I$ is the characteristic vector of I , then ω and ω' have α -Hamming distance at least $\frac{t}{c\sqrt{s}}$. Hence $d(\omega, A) \geq \frac{t}{c\sqrt{s}}$.

Using Theorem 10, we obtain $\mathbb{P}[A]\mathbb{P}[B] \leq e^{-t^2/4c^2s}$. We conclude:

$$\begin{aligned} \mathbb{P}[X \leq \text{med}(X) - t] \cdot \frac{1}{2} &\leq \mathbb{P}[X \leq \text{med}(X) - t]\mathbb{P}[X \geq \text{med}(X)] \\ &\leq \mathbb{P}[A]\mathbb{P}[B] + \mathbb{P}[\Omega^*] \\ &\leq e^{-t^2/4c^2s} + \mathbb{P}[\Omega^*]. \end{aligned}$$

This completes the proof. \square

Next, we prove that usually the median is close to the expected value:

Lemma 11. *Let $((\Omega_i, \Sigma_i, \mathbb{P}_i))_{i=1}^n$ be probability spaces, and let $(\Omega, \Sigma, \mathbb{P})$ be their product space. Let $\Omega^* \subseteq \Omega$. Let $X : \Omega \rightarrow \mathbb{R}$ be a random variable, let $M = \max\{\sup |X|, 1\}$, and let $c \geq 1$. If X has upward (s, c) -certificates, then*

$$|\mathbb{E}[X] - \text{med}(X)| \leq 20c\sqrt{s} + 20M^2\mathbb{P}[\Omega^*].$$

We note that the proof technique is not new. A similar proof appears, for instance, in Molloy and Reed [20, Ch. 20].

Proof. Clearly,

$$|\mathbb{E}[X] - \text{med}(X)| \leq \mathbb{E}[|X - \text{med}(X)|].$$

Put $K = \lfloor 2M/c\sqrt{s} \rfloor$, and observe that $|X - \text{med}(X)| < (K+1)c\sqrt{s}$. By splitting the possible values of $|X - \text{med}(X)|$ into intervals of length $c\sqrt{s}$, we can upper-bound

$$\mathbb{E}[|X - \text{med}(X)|] \leq \sum_{k=0}^K c\sqrt{s}(k+1)\mathbb{P}[|X - \text{med}(X)| \geq kc\sqrt{s}].$$

We apply Lemma 9 for each summand with $t = kc\sqrt{s}$:

$$\begin{aligned} \mathbb{E}[|X - \text{med}(X)|] &\leq c\sqrt{s} \sum_{k=0}^K 4(k+1)(e^{-k^2/4} + \mathbb{P}[\Omega^*]) \\ &\leq 20c\sqrt{s} + 20M^2\mathbb{P}[\Omega^*], \end{aligned}$$

as $\sum_{k=0}^{\infty} (k+1)e^{-k^2/4} \approx 4.1869 < 5$. \square

We conclude under the assumptions as in Lemma 11 by combining Lemma 9 and 11:

$$\mathbb{P}[|X - \mathbb{E}[X]| \geq t + 20c\sqrt{s} + 20M^2\mathbb{P}[\Omega^*]] \leq 4e^{-\frac{t^2}{4c^2s}} + 4\mathbb{P}[\Omega^*]. \quad (8)$$

Let us come back to the certificates. As defined, they are witnesses for large values of X . Sometimes, it is easier to certify smaller values. To capture such situations we say that X has downward (s, c) -certificates if for every $t > 0$, and for every $\omega \in \Omega \setminus \Omega^*$ there is an index set I of size at most s so that $X(\omega') < X(\omega) + t$ for every $\omega' \in \Omega \setminus \Omega^*$ for which the restrictions $\omega|_I$ and $\omega'|_I$ differ in less than t/c coordinates. By replacing X with $-X$ we observe that Lemmas 9 and 11, and thus (8), remain valid for downward certificates.

We simplify (8) a bit more. If $t \geq 50c\sqrt{s}$ and $\mathbb{P}[\Omega^*] \leq M^{-2}$ then $t \geq t/2 + (20c\sqrt{s} + 20M^2\mathbb{P}[\Omega^*])$. Thus:

Theorem 12. *Let $((\Omega_i, \Sigma_i, \mathbb{P}_i))_{i=1}^n$ be probability spaces, $(\Omega, \Sigma, \mathbb{P})$ be their product, and let $\Omega^* \subset \Omega$ be a set of exceptional outcomes. Let $X : \Omega \rightarrow \mathbb{R}$ be a random variable, let $M = \max\{\sup |X|, 1\}$, and let $c \geq 1$. Suppose $\mathbb{P}[\Omega^*] \leq M^{-2}$ and X has upward (s, c) -certificates or downward (s, c) -certificates, then for $t > 50c\sqrt{s}$*

$$\mathbb{P}[|X - \mathbb{E}[X]| \geq t] \leq 4e^{-\frac{t^2}{16c^2s}} + 4\mathbb{P}[\Omega^*].$$

8 Concentration for coloring procedure

We finally complete the proof of Lemma 5 by proving that for every vertex u the random variables P_u and T_u are tightly concentrated around their expected values. Recall that P_u counts the number of vertex pairs in $N(u)$ that at the end of the coloring procedure have the same color, and recall that T_u counts the number of such vertex triples.

Proof of Lemma 7. We show the statement for P_u , the proof for T_u is almost the same.

Recall that the coloring procedure that defines P_u (and T_u) is based on a random experiment on a product space $\Omega = \prod \Omega_i$, where the product ranges over the vertices (that receive a color) and the edges (that receive a direction) of the graph. Thus, every event $\omega \in \Omega$ is a vector that is indexed by $V(G) \cup E(G)$.

To apply Theorem 12, we define the set Ω^* of exceptional events as the space of events that assign some color to more than $\log r$ vertices in $N(u)$ (before uncoloring). Recall that we work with $C = \lceil (1-\gamma)r \rceil$ colors. To estimate $\mathbb{P}[\Omega^*]$ observe first that the probability that a particular color appears more than $\log r$ times in $N(u)$ is at most

$$\sum_{i=\lfloor \log r \rfloor + 1}^r \binom{r}{i} \frac{1}{C^i} \leq \sum_{i=\lfloor \log r \rfloor + 1}^r \left(\frac{er}{i}\right)^i \frac{1}{(1-\gamma)^i r^i} \leq r \cdot \left(\frac{e}{(1-\gamma)\log r}\right)^{\log r}$$

Thus, we get

$$\mathbb{P}[\Omega^*] \leq r^2 \cdot \left(\frac{e}{(1-\gamma)\log r}\right)^{\log r} \leq r^{-\frac{2}{3}\log \log r},$$

for large enough r .

Setting $s = 3r$ and $c = \log^2 r$, let us check that P_u has downward (s, c) -certificates. So, let $t > 0$ be given and consider an event $\omega \notin \Omega^*$. We have to define an index set I of size at most s . We start by including all vertices of $N(u)$ in I . Next, consider any vertex $v \in N(u)$ that becomes uncolored in step 3 of the coloring procedure. This is only the case, if there is a neighbor v' of v that receives the same color under ω and if, again subject to ω , the edge vv' points towards v . We add v' and vv' to I for each such vertex v . In total, we have $|I| \leq 3r = s$ as for every vertex $v \in N(u)$ we add at most two additional indices to I .

Let now $\omega' \notin \Omega^*$ be an event with $P_u(\omega') \geq P_u(\omega) + t$. As $\omega' \notin \Omega^*$, every color may contribute at most $\binom{\log r}{2} \leq \frac{1}{2}\log^2 r$ pairs to P_u .

For every color λ for which there are more pairs of vertices colored with λ contributing to $P_u(\omega')$ than to $P_u(\omega)$, there is a vertex v in $N(u)$ of color λ under ω' but that, under ω , is either uncolored or colored with a different color than λ .

In the latter case, ω and ω' differ in the coordinate $v \in I$ (as v receives different colors under ω and ω'). For the former case, observe that we had added a vertex v' and the edge vv' to I to witness v being uncolored under ω . Either the color of v' or the direction of vv' must be different in ω' , that is, ω and ω' differ again in at least one coordinate of I . In both cases, call such a coordinate a λ -*difference*.

Can a coordinate in I be a λ -difference and a μ -difference for two different colors λ and μ ? Yes, but only if it is a vertex $v' \in I$ in $N(u)$ that satisfies two conditions: first, under ω it serves as a witness for one of its neighbors $v \in N(u)$ losing its color λ , say, in the conflict resolution step of the coloring procedure; and second, by flipping from color λ under ω to color μ in ω' the vertex v' contributes new pairs of color μ in P_u . This then immediately shows that no coordinate can be a λ -difference for three (or more) colors.

As a consequence, ω' and ω must differ in at least $t/\log^2 r = t/c$ coordinates in I as $P_u(\omega') \geq P_u(\omega) + t$. (Recall that under ω' no color can contribute more than $\frac{1}{2} \log^2 r$ pairs to P_u .) This proves that P_u has downward (s, c) -certificates.

For Theorem 12, we set $M = \sup P_u \leq r^2$. With $t = \log^3 r \sqrt{r}$, Theorem 12 implies for large r that

$$\begin{aligned} \mathbb{P} [|P_u - \mathbb{E}[P_u]| \geq \sqrt{r} \log^3 r] &\leq 4 \exp\left(-\frac{r \log^6 r}{16 \log^4 r \cdot 3r}\right) + 4r^{-\frac{2}{3} \log \log r} \\ &\leq r^{-\frac{1}{2} \log \log r} \end{aligned}$$

The only difference of the proof for T_u lies in the fact that, outside Ω^* , every color can contribute up to $\log^3 r/6$ triples to T_u ; for P_u this was at most $\log^2 r/2$ pairs. The resulting higher value $\log^3 r$ for c can easily be compensated for by increasing t to $\log^4 r \sqrt{r}$ in the application of Theorem 12. \square

9 Exceptional outcomes spoil triangle counting

We close this article by arguing that Theorem 12 has potential applications beyond our coloring lemma. To make this case, we discuss the number of triangles in a random graph. We note that this problem also serves as a motivating example for Kim and Vu [14], and for Warnke [24].

Consider the random graphs $\mathcal{G}(n, p)$ that are obtained from K_n by deleting uniformly and independently at random an edge with probability $1 - p$, where $p = p(n)$ may be a function in n . The threshold probability for the triangles is $p = \frac{1}{n}$: below that threshold there is with high probability no triangle, above it there is with high probability at least one. Let us now examine the number T of triangles in $\mathcal{G}(n, p)$, or rather the expected number of triangles $\mathbb{E}[T] = \binom{n}{3} p^3 \approx \frac{1}{6} n^3 p^3$.

Is T concentrated around its expected value, whenever $np \rightarrow \infty$? We consider here a relatively mild notion of concentration, where we allow deviations from the expected value of up to $t = \epsilon n^3 p^3$ for small but fixed $\epsilon > 0$. For simpler notation, set $N = \binom{n}{2}$.

For p relatively large, that is, for $p \geq n^{-1/3+\gamma}$ for any $\gamma > 0$, McDiarmid's inequality [17] is strong enough to show concentration. Indeed, changing any coordinate, that is, any edge, may result in at most n new triangles (or at most n triangles less), so that the effect c of each coordinate is bounded by n . Consequently, for McDiarmid's inequality to show that $|T - \mathbb{E}[T]| \leq t$ for $t = \epsilon n^3 p^3$ it is necessary that $\frac{t^2}{N \cdot n^2}$ tends to infinity. This is the case if $p \geq n^{-1/3+\gamma}$. A version of McDiarmid's inequality for binary random variables, see [17] again, allows to drop this threshold to $p \geq n^{-2/5+\gamma}$.

To go below this threshold, Warnke [24] (but also others) observed that, while changing a single edge may create up to $n - 2$ new triangles (or destroy that many), this is exceedingly unlikely. Indeed, we only expect a particular edge to be in roughly np^2 many triangles. Thus, by the standard Chernoff bound, it is, for any $\delta > 0$, extremely unlikely that an edge is contained in more than $\max\{2np^2, n^\delta\}$ triangles.

Exploiting the fact that, typically, the effect of changing a single edge is much smaller, Warnke could verify concentration as long as $\frac{t^2}{pN \cdot \max\{2np^2, n^\delta\}}$ tends to infinity, which is the case when $p \geq n^{-4/5+\gamma}$.

To go even below such p , Kim and Vu [14] developed a powerful method that evidently has a very wide scope of application. Usually, great power does not come for free, and this is also the case here: Kim and Vu's inequality is rather technical and not easy to use.

Let us now apply Theorem 12 and show the strong concentration of T also for values of p smaller than $n^{-4/5+\gamma}$. We exclude all outcomes where at least one edge is contained in more than n^δ many triangles. As seen above, this is an event of very small probability. Moreover, we may use Warnke's result (or a previous application of Theorem 12) to observe that it is extremely unlikely that $T \geq \frac{2}{6}n^3 \cdot n^{3(-4/5+\gamma)} = \frac{1}{3}n^{3/5+3\gamma}$. (We have used here that T is monotone in p .) We add all these outcomes to our exceptional set.

Next, let us check that T has upward (s, c) -certificates, where $s = n^{3/5+3\gamma}$ and $c = n^\delta$. For a non-exceptional event ω , we use as index set I the set of all edges lying in any triangle. As there are at most $\frac{1}{3}n^{3/5+3\gamma}$ triangles, it follows that $|I| \leq s$. Now, consider some non-exceptional event ω' such that ω and ω' differ in less than t'/c coordinates of I . Then, any edge in I that is present in ω but lost in ω' may only result in ω' having at most n^δ less triangles than ω . Moreover, edges outside I obviously cannot result in the loss of triangles. Therefore, $T(\omega') > T(\omega) - t'$, and we see that T has upward (s, c) -certificates.

With these values of s and c , we deduce from Theorem 12 that T is strongly concentrated if $p \geq n^{-9/10+\gamma}$.

For even smaller values of p , we may apply Theorem 12 once again, and set $s \approx n^{-9/10+\gamma}$, which then will yield concentration for $p \geq n^{-19/20+\gamma}$. Of course, this can be iterated several times, so that we get strong concentration for $p \geq n^{-1+\beta}$ for every $\beta > 0$.

Let us finally point out that we even have fairly tight concentration around the expected value: namely, T is very likely within the range $\mathbb{E}[T] \pm n^\delta \sqrt{\mathbb{E}[T]}$.

10 Acknowledgment

We both would like to thank Ross Kang for insightful discussions.

References

- [1] N. Alon, M. Krivelevich, and B. Sudakov, *Coloring graphs with sparse neighborhoods*, J. Combin. Theory Ser. B **77** (1999), 73–82.
- [2] L.D. Andersen, *The strong chromatic index of a cubic graph is at most 10*, Discrete Math. **108** (1992), 231–252.
- [3] K. Azuma, *Weighted sums of certain dependent random variables*, Tôhoku Math. J. (2) **19** (1967), 357–367.
- [4] F.R.K. Chung, A. Gyárfás, Z. Tuza, and W.T. Trotter, *The maximum number of edges in $2k_2$ -free graphs of bounded degree*, Discrete Math. **81** (1990), 129–135.
- [5] D.W. Cranston, *Strong edge-coloring of graphs with maximum degree 4 using 22 colors*, Discrete Math. **306** (2006), 2772–2778.

- [6] R. Diestel, *Graph theory*, fourth ed., Springer, Heidelberg, 2010.
- [7] R.J. Faudree, R.H. Schelp, A. Gyárfás, and Z. Tuza, *Induced matchings in bipartite graphs*, *Discrete Math.* **78** (1989), 83–87.
- [8] ———, *The strong chromatic index of graphs*, *Ars Combin.* **29** (1990), 205–211.
- [9] D.A. Grable, *A large deviation inequality for functions of independent, multi-way choices*, *Combin. Probab. Comput.* **7** (1998), 57–63.
- [10] P. Horák, H. Qing, and W.T. Trotter, *Induced matchings in cubic graphs*, *J. Graph Theory* **17** (1993), 151–160.
- [11] F. Joos, *Induced matchings in graphs of bounded maximum degree*, preprint at arXiv:1406.2440 (2014).
- [12] F. Joos, D. Rautenbach, and T. Sasse, *Induced matchings in subcubic graphs*, *SIAM J. Discrete Math.* **28** (2014), 468–473.
- [13] T. Kaiser and R. Kang, *The distance- t chromatic index of graphs*, *Combin. Probab. Comput.* **23** (2014), 90–101.
- [14] J.H. Kim and V.H. Vu, *Concentration of multivariate polynomials and its applications*, *Combinatorica* **20** (2000), 417–434.
- [15] S. Kutin, *Extensions to McDiarmid’s inequality when differences are bounded with high probability*, Tech. Report TR-2002-04, University of Chicago, 2002.
- [16] M. Mahdian, *The strong chromatic index of C_4 -free graphs*, *Random Structures Algorithms* **17** (2000), 357–375.
- [17] C. McDiarmid, *On the method of bounded differences*, *Surveys in combinatorics, 1989* (Norwich, 1989), London Math. Soc. Lecture Note Ser., vol. 141, Cambridge Univ. Press, Cambridge, 1989, pp. 148–188.
- [18] ———, *Concentration for independent permutations*, *Combin. Probab. Comput.* **11** (2002), 163–178.
- [19] M. Molloy and B. Reed, *A bound on the strong chromatic index of a graph*, *J. Combin. Theory Ser. B* **69** (1997), 103–109.
- [20] ———, *Graph coloring and the probabilistic method*, Springer, 2002.
- [21] I. Rivin, *Counting cycles and finite dimensional L^p norms*, *Adv. Appl. Math.* **29** (2002), 647–662.
- [22] M. Talagrand, *Concentration of measure and isoperimetric inequalities in product spaces*, *Inst. Hautes Études Sci. Publ. Math.* (1995), no. 81, 73–205.
- [23] J.H. van Lint, *Introduction to coding theory*, Graduate Texts in Mathematics, New York University Press, 1999.
- [24] L. Warnke, *On the method of typical bounded differences*, to appear in *Combin. Probab. Comput.*

Version October 9, 2018

Henning Bruhn <henning.bruhn@uni-ulm.de>
Felix Joos <felix.joos@uni-ulm.de>
Institut für Optimierung und Operations Research
Universität Ulm, Ulm
Germany