

The Problem of Peak-to-Average Power Ratio in OFDM Systems

Martha C. Paredes Paredes^{#1} and M. Julia Fenández-Getino García^{#2}

[#]*Department of Signal Theory and Communications*

Universidad Carlos III de Madrid

Madrid, Spain

e-mail: ¹mcparedes@tsc.uc3m.es ²mjulia@tsc.uc3m.es

Abstract—Orthogonal Frequency Division Multiplexing (OFDM) is widely used in many digital communication systems due to its advantages such as high bit rate, strong immunity to multipath and high spectral efficiency but it suffers a high Peak-to-Average Power Ratio (PAPR) at the transmitted signal. It is very important to deal with PAPR reduction in OFDM systems to avoid signal degradation. Currently, the PAPR problem is an active area of research and in this paper we present several techniques and that mathematically analyzed. Moreover their advantages and disadvantages have been enumerated in order to provide the readers the actual situation of the PAPR problem.

Index Terms—OFDM system, PAPR reduction.

I. INTRODUCTION

ORTHOGONAL Division Multiplexing (OFDM) is a technique widely used in many digital communication systems such as Digital Television (DTV), Digital Audio Broadcasting (DAB), Terrestrial Digital Video Broadcasting (DVB-T), Digital Subscriber Line (DSL) broadband internet access, standards for Wireless Local Area Networks (WLANs), standards for Wireless Metropolitan Area Networks (WMANs), and 4G mobile communications. It has many advantages such as high bit rate, strong immunity to multipath and high spectral efficiency. However, one of the most serious problems is the high Peak-to-Average Power Ratio (PAPR) of the transmitted OFDM signal, since this large peaks introduce a serious degradation in performance when the signal passes through a nonlinear High-Power-Amplifier (HPA). The non-linearity of HPA leads to in-band distortion which increases Bit Error Rate (BER), and out-of-band radiation, which causes adjacent channel interference.

There are several proposals to deal with the PAPR problem in OFDM systems [1], [2]. The different techniques can be classified into different groups according to their characteristics. The most general classification is: clipping techniques, coding techniques, the distortionless schemes with side information and distortionless techniques without side information.

The simplest implementation method is clipping technique, which consists in to deliberately clip the OFDM signal before amplification [3]. Clipping can reduce PAPR but this is a nonlinear process and may cause both in-band and out-of-band interference while destroying the orthogonality among the sub-carriers. Then, coding techniques are found, which are introduced in [6]. The key of those techniques is to select the codewords that minimize the PAPR. In the next group we have the techniques that cause no distortion and create no out-of-band radiation, but they may be require the transmission of the side information to the receiver. Techniques that require the transmission of side information are for example Partial Transmit Sequence (PTS), Tone Reservation (TR), etc. On the other hand Selected Mapping (SLM), Constellation Extension or Orthogonal Pilot Sequences (OPS) do not require the transmission of side information.

In this paper we describe some relevant PAPR reduction techniques of the literature. Therefore, the paper is organized as follows. Section II briefly shows the OFDM signal model. In Section III the PAPR problem of the OFDM system is presented. The Clipping techniques are exposed in Section IV. In Section V coding schemes are described. The analysis of the different distortionless techniques are addressed in Section VI. Simulation results are

provided in Section VII. Finally conclusions are drawn in Section VIII.

II. THE OFDM SIGNAL MODEL

The OFDM signal is the sum of N independent signals modulated onto subchannels of equal bandwidth, which can be efficiently implemented by an Inverse Discrete Fourier Transform (IDFT) operation, as illustrated in Figure 1.

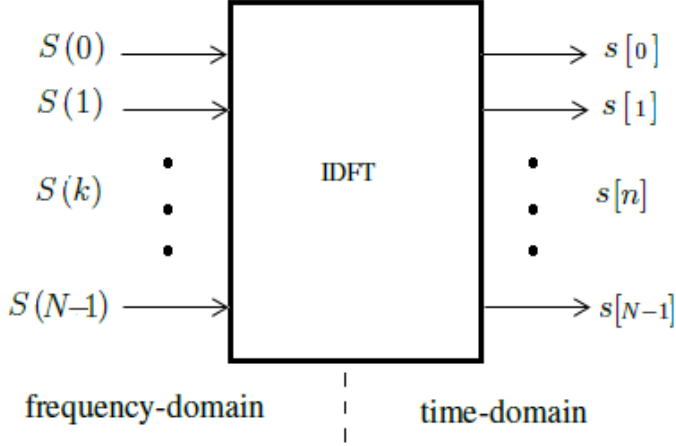


Fig. 1. The IDFT implementation of an OFDM symbol.

We denote $\mathbf{S}^\ell = \{S^\ell(k)\}$ as the frequency-domain complex data sequence, consisting of the frequency-domain complex symbols over k th subcarrier, $k = \{0, \dots, N-1\}$ to be transmitted in the ℓ th OFDM symbol. Then the time-domain signal $\mathbf{s}^\ell = \{s^\ell[n]\}$ is given by:

$$s^\ell[n] = \frac{1}{\sqrt{N}} \sum_{k=0}^{N-1} S^\ell(k) e^{j\frac{2\pi}{N}kn}, 0 \leq n < N-1 \quad (1)$$

where k and n are the frequency and time indices respectively. For the convenience, we omit the use of superscript ℓ in the sequel.

III. THE PAPR PROBLEM IN OFDM SYSTEMS

The frequency-domain data sequence $\mathbf{S} = \{S(k)\}$ are independent, identically distributed (i.i.d.) random variables and due to the central limit theorem, a small percentage of output samples will take very large magnitudes. This results in the well-known PAPR problem of OFDM systems.

In general, the PAPR (χ) of the time-domain sequence $\mathbf{s} = \{s[n]\}$ is defined as the ratio between

the maximum instantaneous power and its average power [17], that is:

$$\chi = PAPR\{\mathbf{s}\} = \frac{\max(|\mathbf{s}|^2)}{E\{|\mathbf{s}|^2\}} \quad (2)$$

where $E\{\cdot\}$ denotes expected value.

In the literature, the most common way to evaluate the PAPR is to determine the probability that this PAPR exceeds a certain threshold χ_0 . This is represented by the Complementary Cumulative Distribution Function (CCDF), which is a random variable, as:

$$CCDF(\chi) = Prob(\chi^\ell > \chi_0) = 1 - 1(1 - e^{\chi_0})^N \quad (3)$$

IV. CLIPPING TECHNIQUES

The simplest PAPR reduction method consists basically in clipping the high parts of the signal amplitude that are outside the allowed region [3]. If the OFDM symbol \mathbf{s} is clipped at a level A , then the the clipped signal $\tilde{\mathbf{s}}$ is:

$$\tilde{\mathbf{s}} = \begin{cases} A, & |\mathbf{s}| \leq A \\ Ae^{j\phi(\mathbf{s})}, & |\mathbf{s}| > A \end{cases} \quad (4)$$

where $\phi(\mathbf{s})$ is the phase of \mathbf{s} .

This technique is the simplest of implementation but it has the following drawbacks:

- Clipping causes in-band distortion, which degrades the performance of the BER
- Clipping causes out-of-band radiation, resulting in adjacent interference. This can be reduced by filtering, and thus Clipping and Filtering (CF) operation is used in [4]. When the signal passes through the low-pass filtering there is a peak power regrowth. In [3] it has been shown that the Nyquist-rate clipping suffers from a much higher peak power regrowth compared to the clipping with oversampling. Thus, the results suggest that for efficient reduction of the peak power, the OFDM should be sufficiently oversampled (*i.e.* $L \geq 4$) before clipping.
- There is the possibility to use iterative CF [5], but it takes many iterations to reach a desired amplitude level A .

V. CODING TECHNIQUES

Coding techniques consist in selecting the codewords that minimize or reduce the PAPR. Initially the idea was introduced in [6]. This scheme requires exhaustive computational load to search the best codewords and to store the large lookup tables for encoding and decoding, specially with large number of subcarriers. Moreover, these techniques do not address the error correction problem. In [7], an optimum code set for achieving minimum PAPR is introduced and, moreover, to deal with the error correction it uses an additive offset. It enjoys the twin benefits of power control and error correction, but requires extensive calculation to find good codes and offsets.

Also, there are approaches in which the use of Complementary Block Coding (CBC) was proposed to reduce the PAPR without the restriction of the frame size [9], [8]. In [10] Reed-Solomon (RS) codes over the Galois field are employed to create a number of candidates, from which the best are selected. Considering the characteristics of those coding techniques, the main disadvantage of those coding methods is the good performance at the cost of coding rate, and a high computational load to search the adequate codewords.

VI. DISTORTIONLESS TECHNIQUES

As an alternative to combat the PAPR problem, there are several techniques without distortion such as Partial Transmit Sequences (PTS), SeLected Mapping (SLM), Tone Reservation (TR), Orthogonal Pilot Sequences (OPS) and Constellation Extension among other. Those methods may require the transmission of side information to the receiver. In the next lines we dedicate to explain the several distortionless techniques put into two groups according to if they require or not the transmission of side information.

A. With Side Information

Many techniques require the transmission of side information to the receiver in order to the receiver can determine the type of processing that has been employed at the transmitter side. We introduced the more significant schemes.

1) *Partial Transmit Sequences (PTS)*: The PTS technique was originally introduced in [11], which consists in that the frequency-domain input data block $\mathbf{S} = \{S(k)\}$ is subdivided into V disjoint carrier subblocks, which are represented by the vectors $\{\mathbf{S}^{(v)}, v = 0, \dots, V - 1\}$.

In general, for PTS scheme, the known subblock partitioning methods can be classified into three categories [11]: adjacent partition, interleaved partition and pseudorandom partition. Then, the subblocks $\mathbf{S}^{(v)}$ are transformed into V time-domain partial transmit sequences:

$$\mathbf{s}^v = [s_0^v, s_1^v, \dots, s_{N-1}^v] = \text{IDFT}\{\mathbf{S}^{(v)}\}. \quad (5)$$

These partial sequences are independently rotated by phase factors $\mathbf{b} = \{b_v = e^{j\theta_v}\}$. The objective is to optimally combine the subblocks to obtain the time-domain OFDM signals with the lowest PAPR.

$$\tilde{\mathbf{s}} = \sum_{v=0}^{V-1} b_v \mathbf{s}^v \quad (6)$$

Therefore, there are two important issues that should be solved in PTS technique: high computational complexity to reach optimal phase factors and the overhead of the phase factors as side information needed to be transmitted to the receiver for correct decoding.

Recently, some approaches have been proposed in order to reduce the complexity, such as [12], where an iterative PTS (IPTS) is presented. The performance of this scheme is not good although the IPTS is very simple. The dual-layer phase sequencing (DLPS) with different implementations also is proposed in [13]. There are other techniques that have been introduced in [14], [15] and [16] where the authors propose to reduce the computational complexity of PTS. For example, in [14] is introduced the idea of the relationship between the weighting factors and the transmitted bit vectors.

2) *Tone Reservation (TR) and Tone Injection (TI)*: TR and TI are two efficient techniques to reduce the PAPR of OFDM signals and they are proposed in [17]. In these schemes both transmitter and receiver reserve a subset of tones that are not used for data transmission to generate PAPR reduction signals.

The objective of TR is to find the time-domain signal \mathbf{c} to be added to the original time-domain

signal \mathbf{s} to reduce the PAPR. Denoting $\mathcal{C} = \{C_0, \dots, C_{N-1}\}$ as a frequency-domain vector for tone reservation, that added to the data input symbols \mathbf{S} , then the new time-domain signal after tone reservation processing is $\tilde{\mathbf{s}}$:

$$\tilde{\mathbf{s}} = \text{IDFT}\{\mathbf{S} + \mathcal{C}\} \quad (7)$$

Therefore, the main aim of the TR is to find out the proper \mathbf{c} to make the vector with lower PAPR. To find the value of \mathcal{C} , we must solve a convex optimization problem that can easily be cast as a linear programming problem.

Similarly, TI also uses an additive correction \mathcal{C} [18], although the idea is to increase the constellation size so that each of the points in the original basic constellation can be mapped into several equivalent points in the expanded constellation. Each symbol in a data block can be mapped into one of several equivalent constellation points. This method is called tone injection because substituting a point in the basic constellation for a new point in the larger constellation is equivalent to injecting an appropriate tone.

The TI technique is more problematic than the TR scheme since the injected signal occupies the frequency band as the information bearing signals. Moreover, the alternative constellation points in TI technique have an increased energy and the implementation complexity increases due to the computation of the optimal translation vector [2].

B. Without Side Information

In the next lines of this subsection we expose several distortionless techniques, which do not require the transmission of side information to the receiver.

1) *SeLected Mapping (SLM)*: In this technique, the transmitter generates a sufficiently large number of alternative OFDM signal sequences, all representing the same information as the original symbol. Then each of these alternative input data sequences is made the IDFT operation and the one with the lowest PAPR is selected for transmission [19].

Each input data symbol \mathbf{S} is multiplied by U different phase sequences, each of length N , $\mathbf{B}_{(u)} = \{b_{(u,0)}, \dots, b_{(u,N-1)}\}$, $u = \{0, \dots, U-1\}$, resulting in U modified data symbol. After applying SLM to \mathbf{S} , the time-domain signal \mathbf{s}^u becomes:

$$\mathbf{s}^u = \frac{1}{\sqrt{N}} \sum_{k=0}^{N-1} S(k) b_{(u,k)} e^{j \frac{2\pi}{N} kn}, \quad (8)$$

where $0 \leq n < N-1$, $0 \leq u < U-1$.

The original SLM scheme has the next characteristics:

- Information about the selected phase sequence should be transmitted to the receiver as side information. At the receiver, the reverse operation is performed to recover the original data symbol. However, in [20] and [23] an SLM algorithm without explicit side information is proposed.
- For implementation, the SLM technique requires a bank of U IDFT operations to generate a set of candidate transmission signals, and this requirement usually results in high computational complexity. There are some approaches attempting to decrease the complexity like [21], [22] and [24].
- This approach is applicable with all types of modulation and any number of subcarriers.
- The amount of PAPR reduction for SLM depends on the number of phase sequences U and the design of the phase sequences.

2) *Constellation Extension*: In Constellation Extension techniques the key is to play intelligently with the outer constellation points, that are moved within the proper quarter-plane as shown in Figure 2, such that the PAPR is minimized.

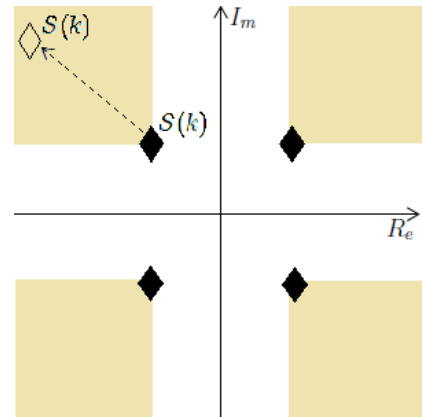


Fig. 2. Extension of the outer constellation points with QPSK encoding. The shaded region represents the extension region.

The main advantages of these techniques are enumerated next:

- The minimum distance of the constellation points is not affected and it consequently guarantees no BER degradation.
- These methods do not require the transmission of side information to the receiver.
- There is no data rate loss.

Nevertheless, constellation expansion schemes introduce an increase in the energy per symbol.

In [25] Active Constellation Extension (ACE) is presented, and in this method all symbols are expanded but its computational burden is high. More recent, a metric-based symbol predistortion scheme has been introduced in [26] and [27]. In this method, a metric, defined mathematically in (9), is used to measure how much each frequency-domain symbol contributes to large peaks, and the frequency-domain symbols with the highest metric values are selected and predistorted with a constant scaling factor α .

$$\mu_k = \sum_{n \in T_K} \omega(n) f(n, k) \quad (9)$$

where, $f(n, k) = -\cos(\varphi_{nk})$ is a function which gives an appropriate measure of the phase angle between the output sample $s[n]$ and the contribution of symbol $S(k)$, and φ_{nk} is the angle between the output sample and the contribution of the symbol, $\omega(n) = |s|^p$ is a weighting function that gives more weight to the output samples with large magnitudes, p is a selected parameter, and T_K is a set of size K whose elements are the indices of the output samples that are larger than a predetermined threshold value [26]. Then the L symbols with greatest positive metrics are determined to be predistorted with the corresponding scaling factor $\alpha > 1$.

This metric-based algorithm saves energy (since only a subset of symbols are amplitude predistorted) and it avoids a high computational load with the use of a metric. However, the main drawback is that the size of the subset and the scaling factor are chosen from a group of values suggested by the authors after empirical search.

3) *Orthogonal Pilot Sequences:* In coherent wireless OFDM systems, pilot symbols are usually inserted in the 2D time-frequency grid to estimate the channel. OPS technique is proposed in [28], which inserts the orthogonal pilot sequences in the input symbols that provides the lowest PAPR.

In a OFDM symbol with N subcarriers, a subset Υ of subcarriers will carry pilot symbols and thus, the input data symbols $\mathbf{S} = \{S(k)\}_{k=0}^{N-1}$ are:

$$S(k) = \begin{cases} X(k), & k \notin \Upsilon \\ P(k), & k \in \Upsilon \end{cases} \quad (10)$$

where $P(k)$ and $X(k)$ are pilot and data symbols respectively.

The transmitted time-domain symbol $s[n] = x[n] + p[n]$ can be separated into two parts, as:

$$s[n] = \begin{cases} x[n] & = \frac{1}{\sqrt{N}} \sum_{k \notin \Upsilon} X(k) e^{j \frac{2\pi}{N} kn} \\ p[n] & = \frac{1}{\sqrt{N}} \sum_{k \in \Upsilon} P(k) e^{j \frac{2\pi}{N} kn} \end{cases} \quad (11)$$

where $x[n]$ and $p[n]$ refer to the time-domain data and pilot signals, respectively.

OPS technique [28] proposes the use of a pre-determined set of M orthogonal pilot sequences of length N_p ($M \leq N_p$) in order to reduce complexity and avoid any side information since blind detection is possible at the receiver due to the orthogonality condition.

The N_p pilot symbols of each OFDM symbol can be collected in a N -length sequence denoted as P where, the k th element of this sequence is given by:

$$[P]_k = \begin{cases} P(k), & k \in \Upsilon \\ 0 & k \notin \Upsilon \end{cases} \quad (12)$$

As stated before, a set of M pilot sequences are available so the alphabet of P is $\{P_1, P_2, \dots, P_M\}$. Each pilot sequence of this finite set P_m , $m \in \{1, 2, \dots, M\}$ contains the frequency-domain pilot symbols at pilot positions while zeros are inserted in the remaining ones. These pilot sequences are orthogonal so then the orthogonality conditions are fulfilled

$$\langle P_m, P_n \rangle = 0 \quad m \neq n \quad m, n = \{1, \dots, M\} \quad (13)$$

where $\langle \cdot, \cdot \rangle$ denotes the inner product.

In particular, if the well-known Walsh-Hadamard sequences are employed where $P^\ell(k) \in \{1, -1\}$, then $\langle P_m, P_n \rangle = N_p \delta[m - n]$, $m, n = \{1, \dots, M\}$, where $\delta[\cdot]$ denotes the Kronecker delta function.

VII. SIMULATION RESULTS

Simulations are presented by averaging over 10^4 randomly OFDM symbols with Quaternary Phase-Shift Keying (QPSK) modulation. The performance of the several PAPR schemes is presented in terms of CCDF.

Figure 3 illustrates the PAPR of an OFDM system before applying any PAPR reduction technique. We present the CCDF for a set of different values of $N = \{64, 128, 256, 512, 1024\}$ subcarriers. The horizontal and vertical axis represent the threshold (χ_0) for the PAPR and the probability that the PAPR of a certain OFDM symbol exceeds a threshold, respectively. It is shown that the unmodified OFDM signal has a PAPR that exceeds 10.5 dB at the probability 10^{-3} for $N = 256$.

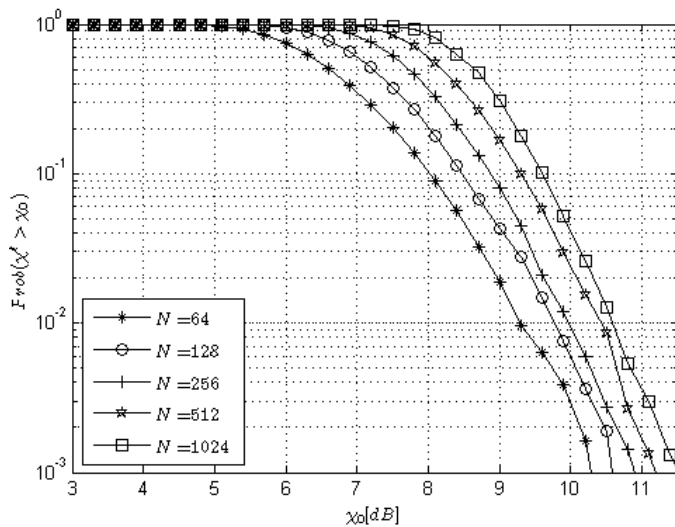


Fig. 3. CCDF of the OFDM symbols without any PAPR technique for $N = \{64, 128, 256, 512, 1024\}$ subcarriers.

Figure 4 shows the performance comparison in terms of PAPR reduction with SLM technique when we employ different values of the number of phase sequences U . The solid line curve represents the CCDF of the OFDM symbols without any PAPR technique, and the solid marked line curves show the performance of the OFDM symbols after applying SLM method for different values of $U = \{2, 4, 6, 8, 16\}$. It can be observed how a reduction close to 1.5 dB with $U = 2$ at a probability of 10^{-3} .

Simulations in Figure 5 depict the CCDF of the PAPR reduction after applying OPS technique with different values of M . We employ $N = 256$ sub-

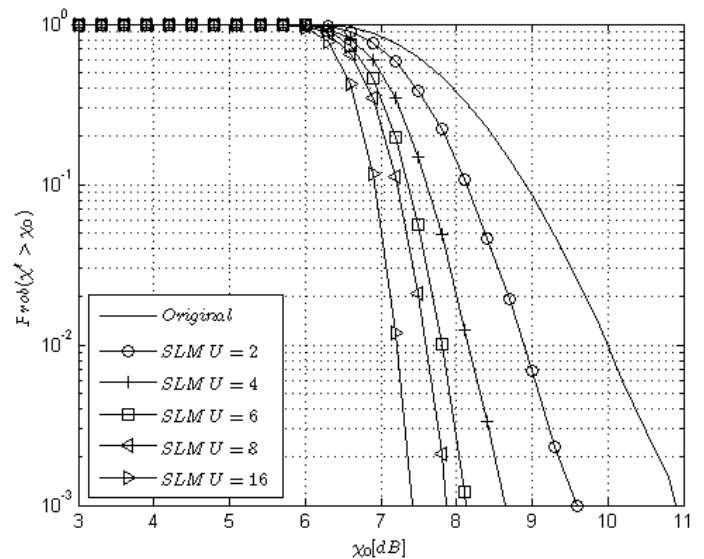


Fig. 4. CCDF of PAPR for $N = 256$ subcarriers. The solid-line curve corresponds to the conventional OFDM signal without any PAPR reduction scheme. The solid marked line curves represent the SLM technique with different values of U

carriers. The CCDF of the OFDM symbols without any PAPR technique is represented by the solid line curve and the solid marked line curves show the performance of OPS scheme for different values of $M = \{4, 8, 16\}$. It can be observed how the reduction is in the order of 1.5 dB with $U = 2$ at a probability of 10^{-3} .

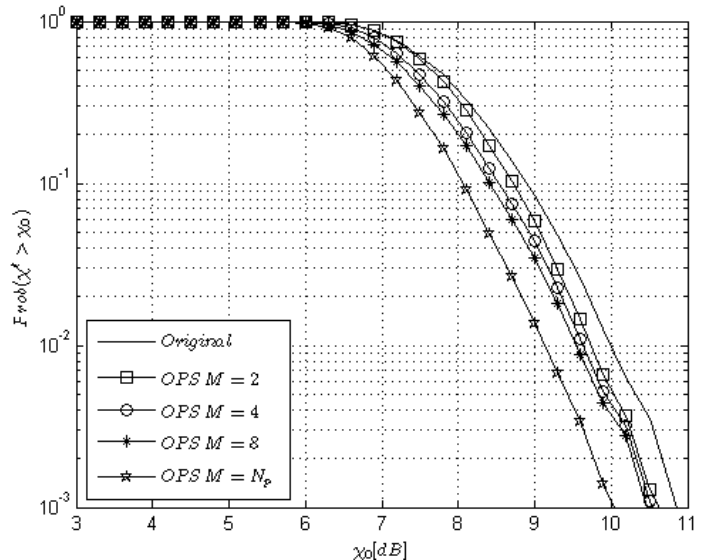


Fig. 5. CCDF of PAPR for $N = \{256\}$ subcarriers. The solid-line curve corresponds to the conventional OFDM signal without any PAPR reduction scheme. The solid marked line curves represent the OPS technique with different values of M .

Results of simulations of Simple Amplitude Pre-distortion (SAP) technique [26] are presented in Figure 6. We employ $N = 256$ subcarriers. The CCDF of the OFDM symbols without any PAPR technique is represented by the solid line curve and the solid marked line curves illustrate the performance of SAP scheme for different values of α and L . It can be noticed how the reduction is close to 2.5 dB with $\alpha = 1.55$ at a probability of 10^{-3} .

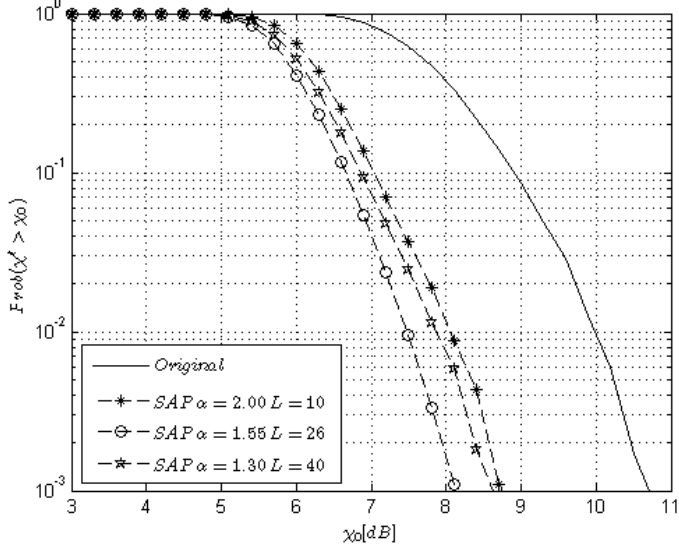


Fig. 6. PAPR performance for $N = 256$ subcarriers. The solid-line curve corresponds to the conventional OFDM signal without any PAPR reduction scheme. The solid marked line curves represent the SAP technique with different set values of α and L .

VIII. CONCLUSION

OFDM is an attractive technique for digital communications systems due to its high bit rate, strong immunity to multipath and high spectral efficiency. However, one of the most serious problems is the high Peak-to-Average Power Ratio (PAPR) of the transmitted OFDM signal, since this large peaks introduce a serious degradation in performance when the signal passes through a nonlinear High-Power-Amplifier (HPA). In this paper, we address the PAPR problem of OFDM systems and the more relevant techniques to achieve PAPR reduction. The more remarkable characteristics of those techniques are discussed as well as it is provided their mathematical description although there is an extensive state of the art, nowadays, the PAPR problem is still an active area of research with many open issues.

ACKNOWLEDGMENT

This work has been partly funded by the Spanish national projects GRE3N-SYST (TEC2011-29006-C03-03) and COMONSENS (CSD2008-00010), and SENESCYT (Ecuador).

REFERENCES

- [1] T. Jiang and Y. Wu, "An overview: Peak-to-average power ratio reduction techniques for OFDM signals", *IEEE Trans. on Broadcasting*, vol. 54, no. 2, pp. 257-268, Jun. 2008.
- [2] Seung Hee Han and Jae Hong Lee, "An overview of peak-to-average power ratio reduction techniques for multicarrier transmission", *IEEE Wireless Communications*, vol. 12, no. 2, pp. 56-65, April 2005.
- [3] H. Ochiai and H. Imai, "Performance analysis of deliberately clipped OFDM signals", *IEEE Trans. on Communications*, vol. 50, no. 1, pp. 89-101, Jan. 2002.
- [4] J. Armstrong, "Peak-to-Average power reduction for OFDM by repeated clipping and frequency domain filtering", *Electronics Letters*, vol. 38, no. 8, pp. 246-247, Feb. 2002.
- [5] S.-K. Deng and M.-C. Lin, "Recursive Clipping and Filtering With Bounded Distortion for PAPR Reduction", *IEEE Trans. on Communications*, vol. 55, no. 1, pp. 227-230, Jan. 2007.
- [6] A. E. Jones, T. A. Wilkinson and S. K. Barton, "Block coding scheme for reduction of peak to mean envelope power ratio of multicarrier transmission schemes", *Electronics Letters*, vol. 30, no. 25, pp. 2098-2099, Dec. 1994.
- [7] A. E. Jones and T. A. Wilkinson, "Combined coding for error control and increased robustness to system nonlinearities in OFDM", *Vehicular Technology Conference, 1996. 'Mobile Technology for the Human Race', IEEE 46th*, vol. 2, pp. 904-908, 28 Apr.-1 May 1996.
- [8] T. Jiang and Z. Guangxi, "Complement block coding for reduction in peak-to-average power ratio of OFDM signals", *IEEE Communications Magazine*, vol. 43, no. 9, pp. S17-S22, 2005.
- [9] J. A. Davis and J. Jedwab, "Peak-to-mean power control for OFDM transmission using Golay sequences and ReedMuller codes", *Electronics Letters*, vol. 33, no. 4, pp. 267-268, Feb. 1997.
- [10] R. F. H. Fischer and C. Siegl, "ReedSolomon and simplex codes for peak-to-average power ratio reduction in OFDM", *IEEE Trans. on Information Theory*, vol. 55, no. 4, pp. 1519-1528, Apr. 2009.
- [11] S. H. Muller and J. B. Huber, "OFDM with reduced peak-to-average power ratio by optimum combination of partial transmit sequences", *Electronics Letters*, vol. 33, no. 5, pp. 368-369, 1997.
- [12] L. J. Cimini Jr. and N. R. Sollenberger, "Peak-to-average power ratio reduction of an OFDM signal using partial transmit sequences", *IEEE Communications Letters*, vol. 4, no. 3, pp. 868-871, Mar. 2000.
- [13] W. S. Ho, A. S. Madhukumar, and F. Chin, "Peak-to-average power reduction using partial transmit sequences: a suboptimal approach based on dual layered phase sequencing", *IEEE Trans. on Broadcasting*, vol. 49, no. 2, pp. 225-231, Jun. 2003.
- [14] L. Yang, R. S. Chen, Y. M. Siu and K. K. Soo, "PAPR reduction of an OFDM signal by use of PTS with low computational complexity", *IEEE Trans. on Broadcasting*, vol. 52, no. 1, pp. 83-86, 2006.
- [15] Dae-Woon Lim, Seok-Joong Heo, Jong-Seon No and Habong Chung, "A new PTS OFDM scheme with low complexity for PAPR reduction", *IEEE Trans. on Broadcasting*, vol. 52, no. 1, pp. 77-82, 2006.

- [16] A. Ghassemi and T. A. Gulliver, "A low-complexity PTS-based radix FFT method for PAPR reduction in OFDM systems", *IEEE Trans. on Signal Processing*, vol. 56, no. 3, pp. 1161-1166, 2008.
- [17] J. Tellado and J. M. Cioffi, "PAR reduction in Multicarrier Transmission Systems", ANSI document, T1E1.4, pp. 114, 1999.
- [18] X. B. Wang, T. T. Tjhung, and C. S. Ng, "Reduction of peak-to-average power ratio of OFDM system using A companding technique", *IEEE Trans. on Broadcasting*, vol. 45, no. 3, pp. 303307, Sept. 1999.
- [19] R. W. Bauml, R. F. H. Fisher and J. B. Huber, "Reducing the Peak-to-Average Power Ratio of Multicarrier Modulation by Selected Mapping", *Electronics Letters*, vol. 32, no. 22, pp. 20562057, Oct. 1996.
- [20] H. Breiling, S. H. Müller-Weinfurter, and J. B. Huber, "SLM Peak-Power Reduction without Explicit Side Information", *IEEE Communications Letters*, vol. 5, no. 6, pp. 23941, Jun. 2001.
- [21] Chin-Liang Wang, "Low-complexity selected mapping schemes for peak-to-average power ratio reduction in OFDM systems", *IEEE Trans. on Signal Processing*, vol. 54, no. 12, pp. 4652-4660, Dec. 2005.
- [22] S. J. Heo, H. S. Noh, J. S. No and D. J. Shin "A Modified SLM Scheme With Low Complexity for PAPR Reduction of OFDM Systems", *IEEE Trans. on Broadcasting*, vol. 53, no. 4, pp. 802-808, Dec. 2007.
- [23] S. Y. Le Goff, S. S. Al-Samahi, B. K. Khoo, C. C. Tsimenidis, and B. S. Sharif, "Selected Mapping without Side Information for PAPR Reduction in OFDM", *IEEE Trans. on Wireless Communications*, vol. 8, no. 7, pp. 3320-3325, Jul. 2009.
- [24] A. Ghassemi T. A. Gulliver, "Partial Selective Mapping OFDM with Low Complexity IFFTs", *IEEE Communications Letters*, vol. 12, no. 1, pp. 4-6, Jan. 2008.
- [25] B. S. Krongold and D. L. Jones, "PAR Reduction in OFDM via Active Constellation Extension", *IEEE Trans. on Broadcasting*, vol. 49, no. 3, pp. 258-268, Sept. 2003.
- [26] S. Sezginer, and H. Sari, "OFDM Peak Power Reduction with Simple Amplitude Predistortion", *IEEE Communications Letters*, vol. 10, no. 12, pp. 65-67, Feb. 2006.
- [27] S. Sezginer, and H. Sari, "Metric-Based Symbol Predistortion Techniques for Peak Power Reduction in OFDM Systems", *IEEE Trans. on Wireless Communications*, vol. 6, no. 7, pp. 2622-2629, Jul. 2007.
- [28] M. J. Fernandez-Getino Garcia, O. Edfors, J. M. Paez-Borrillo, "Peak power reduction for OFDM systems with orthogonal pilot sequences", *IEEE Trans. on Wireless Communications*, vol. 5, no. 1, pp. 47-51, Jan. 2006.



M. Julia Fernández-Getino García received the M. Eng. and Ph.D. degrees in telecommunication engineering, both from the Polytechnic University of Madrid, Spain, in 1996 and 2001, respectively. Currently, she is with the Department of Signal Theory and Communications of Carlos III University of Madrid, Spain, as an Associate Professor. From 1996 to 2001, she held a research position at the Department of Signals, Systems and Radiocommunications of Polytechnic University of Madrid. She was on leave during 1998 at Bell Laboratories, Murray Hill, NJ, USA, visited Lund University, Sweden, during two periods in 1999 and 2000, visited Politecnico di Torino, Italy, in 2003 and 2004, and visited Aveiro University, Portugal, in 2009 and 2010. Her research interests include multicarrier communications, coding and signal processing for wireless systems. In 1998 and 2003, she respectively received the best 'Master Thesis' and 'Ph.D. Thesis' awards from the Professional Association of Telecommunication Engineers of Spain, and in 1999 and 2000, she was respectively, awarded the 'Student Paper Award' and 'Certificate of Appreciation' at the IEEE International Conferences PIMRC'99 and VTC'00. In 2004, she was distinguished with the 'Ph.D. Extraordinary Award' from the Polytechnic University of Madrid. In 2012, she has received the 'Excellence Award' to her research from Carlos III University of Madrid.



Martha C. Paredes Paredes received the Ingeniero en Electrónica y Redes de Información degree from Escuela Politécnica Nacional, Quito, Ecuador in 2008 and the M. Sc. of Multimedia and Communications from Carlos III University of Madrid, Spain in 2010, with scholarship from Fundación Carolina, Spain. She is currently pursuing the Ph.D. degree in the Department of Signal Theory and Communications at Carlos III University of Madrid, where she is doing research on signal processing for multicarrier modulation and PAPR reduction in OFDM systems.