

# Numerical solution of the non-linear Schrödinger equation using smoothed-particle hydrodynamics

Philip Mocz\*

*Harvard-Smithsonian Center for Astrophysics, 60 Garden Street, Cambridge, MA 02138, USA*

Sauro Succi†

*Istituto per le Applicazioni del Calcolo, CNR, Viale del Policlinico 137, I-00161, Roma, Italy  
Institute of Applied Computational Science, Harvard School of Engineering and Applied Sciences,  
Northwest B162, 52 Oxford Street, Cambridge, MA 02138, USA*

(Dated: October 25, 2018)

We formulate a smoothed-particle hydrodynamics numerical method, traditionally used for the Euler equations for fluid dynamics in the context of astrophysical simulations, to solve the non-linear Schrödinger equation in the Madelung formulation. The probability density of the wavefunction is discretized into moving particles, whose properties are smoothed by a kernel function. The traditional fluid pressure is replaced by a quantum pressure tensor, for which a novel, robust discretization is found. We demonstrate our numerical method on a variety of numerical test problems involving the simple harmonic oscillator, Bose-Einstein condensates, collapsing singularities, and dark matter halos governed by the Gross-Pitaevskii-Poisson equation. Our method is conservative, applicable to unbounded domains, and is automatically adaptive in its resolution, making it well suited to study problems with collapsing solutions.

PACS numbers: 02.60.-x, 03.65.-w, 47.11.-j, 67.85.Hj, 67.85.Jk

## I. INTRODUCTION

Quantum mechanics is one of the basic pillars of modern physics. The Schrödinger equation describes the quantum mechanical evolution of the wavefunction of a particle over time. The non-linear Schrödinger equation (NLSE), also called the Gross-Pitaevskii equation, is a non-linear extension of the Schrödinger equation, which describes the ground state of a quantum system of identical bosons using a single-particle wavefunction approximation and a pseudopotential model for interaction. It is ideal for describing a Bose-Einstein condensate (BEC): dilute gas of bosons in a low-temperature state very close to absolute zero. BECs were first predicted in the early days of quantum theory by Bose and Einstein in 1924-1925. The first realization in the laboratory was achieved in 1995 [1, 2], which marked a new era in atomic, molecular and optical (AMO) physics and quantum optics [3]. The NLSE has applications and extensions to entirely different physical systems as well, including the propagation of light in non-linear fiber optics [4], Langmuir waves in plasmas [5], and self-gravitating BEC models for dark matter, governed by the Gross-Pitaevskii-Poisson equations [6].

The NLSE is challenging to solve and almost always requires numerical solutions. Ongoing research has led to the development of a variety of methods to solve these systems in various contexts, such as those for solving time-evolution of BEC systems [3, 7–10] and obtaining their ground states [11–14]. These methods solve for the

solution to the NSLE in the standard form, and typically employ finite-difference, finite-element, or spectral methods. Other non-standard methods for solving quantum systems have been proposed as well, such as lattice Boltzmann [15, 16]. Each method has different strengths and limitations when applied to different systems [17].

We propose a novel, conservative numerical approach for solving the NLSE that is quite different from the standard approaches. We solve the NLSE in Madelung hydrodynamic form, using a smoothed particle hydrodynamics (SPH) algorithm. The Schrödinger equation, as well as the NLSE, can be reformulated under the Madelung transformation to take a different form that resembles the fluid equations [18]. The equation in Madelung form describes the evolution of the quantum probability density of the wavefunction under a quantum “pressure” tensor, and is equivalent to the standard form.

SPH is a particle-based method for computational fluid dynamics. It was originally invented to simulate polytropic stellar models under non-axisymmetric conditions [19, 20]. It has since been extended and coupled with additional physical processes and plays a central role in astrophysical and cosmological simulations [21–23]. SPH operates independently of any grid, unlike finite-difference, finite-volume, or finite-element methods, and interactions between volume elements, such as the pressure gradient, are represented as a force between particles. The method is purely Lagrangian, meaning that interactions and derivatives are evaluated in a coordinate system attached to a moving fluid element. The two fundamental ideas of SPH are (1) to evolve the positions and velocities of particles according to the calculation of the forces on each particle at each time-step, and (2) to use an interpolating/smoothing kernel to calculate forces

\* pmocz@cfa.harvard.edu

† succi@iac.cnr.it

and spatial derivatives.

SPH has some desirable inherent features for quantum systems. The method is conservative, so the normalization condition on the wave function is preserved to machine precision. Also, the SPH method also has no domain restrictions; the wave function is free to travel anywhere in physical space, which is an advantage grid-based methods do not possess. The Lagrangian nature of SPH also makes the method useful for the study of highly dynamic solutions, such as rapidly rotating wavefunctions. Furthermore, the SPH method is automatically adaptive in its resolution, making it possible to easily resolve collapsing features in the solution, and this is one of the primary reasons it often is used in cosmological simulations of structure formation.

Our method may be extended in a relatively straightforward manner to various other quantum systems, such as multi-component, rotational, dipolar, or spin-orbit coupled BECs; to Euler-Korteweg systems for capillary fluids; or to the study of the semi-classical limit of the Schrödinger equation [24, 25]. Such applications are left to future study.

The remainder of this paper is organized as follows. In Section II we discuss the theory of the NLSE and the Madelung formulation. In Section III we describe our numerical SPH method for the NLSE. In Section IV we demonstrate the accuracy and results of our method on some numerical test problems. In Section VI we offer concluding remarks and list physics areas of applications for the numerical method.

## II. THEORY

The Schrödinger equation for quantum mechanics may be written in dimensionless form ( $\hbar = 1$ ) as

$$i\partial_t\psi(\mathbf{x}, t) = \left[-\frac{1}{2}\nabla^2 + V(\mathbf{x})\right]\psi, \quad \mathbf{x} \in \mathbb{R}^3, \quad t > 0. \quad (1)$$

The dynamics of a BEC is well described by the NLSE. The NLSE in dimensionless form [8] may be written as

$$i\partial_t\psi = \left[-\frac{1}{2}\nabla^2 + V + g|\psi|^2\right]\psi. \quad (2)$$

In this form, the normalization is  $\int|\psi|^2 d^3\mathbf{x} = 1$ .  $g \in \mathbb{R}$  is treated as an arbitrary dimensionless parameter which measures the strength of nonlinear interactions.

Under the Madelung transformation [18], the NLSE resembles the fluid equations:

$$\partial_t\rho + \nabla \cdot (\rho\mathbf{u}) = 0, \quad (3)$$

$$\partial_t\mathbf{u} + \mathbf{u} \cdot \nabla\mathbf{u} = -\frac{1}{\rho}\nabla \cdot \mathbf{P} - \frac{g}{\rho}\nabla\frac{\rho^2}{2} - \nabla V, \quad (4)$$

where  $\rho = |\psi|^2$  is the quantum probability density of the wavefunction, and  $\mathbf{u} = \nabla\theta$ , where  $\psi \equiv |\psi|\exp(i\theta(\mathbf{x}, t))$ .

The variable

$$\mathbf{P} = -\frac{1}{4}\rho\nabla \otimes \nabla \ln \rho \quad (5)$$

is the quantum pressure tensor. Often in the literature, the quantum pressure term is instead written in terms of a quantum potential  $Q = -\frac{1}{2}\frac{\nabla\sqrt{\rho}}{\sqrt{\rho}}$ , but it turns out that for the purposes of discretizing the equations to obtain an SPH method, the pressure tensor formulation is more useful.

Optionally, one may add artificial damping to the equations, with damping parameter  $\gamma$ , as

$$\partial_t\mathbf{u} + \mathbf{u} \cdot \nabla\mathbf{u} = -\frac{1}{\rho}\nabla\mathbf{P} - \frac{1}{\rho}\nabla\frac{g\rho^2}{2} - \nabla V - \gamma\mathbf{u}. \quad (6)$$

This can be useful to bring solutions to a steady state.

The NLSE has been coupled with self-gravity to form the Gross-Pitaevskii-Poisson equation. These equations describe models for BEC dark matter halos [6]. In this case, the potential is computed from the wavefunction according to Poisson's equation:

$$\nabla^2 V = 4\pi G\rho. \quad (7)$$

Another variant of the NLSE is the focusing NLSE

$$i\partial_t\psi(\mathbf{x}, t) = [-\nabla^2 - |\psi|^{2\sigma}]\psi, \quad \mathbf{x} \in \mathbb{R}^d \quad (8)$$

where solutions exist that self focus and become singular in finite time for the case  $\sigma d \geq 2$ . Numerically solving such a blowup solution is challenging because the spatial and temporal gradients grow arbitrarily large while small perturbations may arrest the critical collapse. Standard grid methods break down and more sophisticated methods, which involve dynamical rescaling, have been resorted to in order to handle blowup solutions [26].

## III. NUMERICAL METHOD

We discretize the quantum probability density  $\rho = |\psi|^2$  of the wavefunction as a collection of  $N$  particles. Each particle is assigned a “mass”  $m_j = 1/N$  so that we satisfy the normalization condition  $\int|\psi|^2 d^3\mathbf{x} \simeq \sum_j m_j = 1$  to machine precision.

We wish to solve for the dynamics of  $\rho$  using the Madelung formulation. Equation 3 is just a statement about the conservation of the normalization condition, which is automatically satisfied by our discretization. Equation 4 describes the equation of motion of the particles. The left-hand side is a convective (Lagrangian) derivative of the velocity:  $\frac{d\mathbf{u}}{dt}$ , namely, the acceleration.

The main goal of the SPH method is to evaluate the acceleration of each particle and update the velocities and positions of the particles with each time step using an integrator scheme (Section III D).

With SPH, the value of a field at any point in the domain is obtained by smoothing out the values associated with the particles. Consider the (trivial) identity:

$$A(\mathbf{x}) = \int A(\mathbf{x}')\delta(\mathbf{x} - \mathbf{x}') d\mathbf{x}' \quad (9)$$

where  $A(\mathbf{x}) : \mathbb{R}^3 \mapsto \mathbb{R}$  is any arbitrary function and  $\delta(\mathbf{x})$  is the Dirac delta function. In the SPH scheme,  $\delta$  is replaced with an approximation: a smoothing kernel  $W(\mathbf{x}; h)$ , where  $h$  is the smoothing length scale. The smoothing kernel must have the properties

$$\int W(\mathbf{x}; h) d^3\mathbf{x} = 1, \quad (10)$$

$$\lim_{h \rightarrow 0} W(\mathbf{x}; h) \rightarrow \delta(\mathbf{x}). \quad (11)$$

and must be non-negative and invariant under parity.

For our purposes, we choose the Gaussian kernel:

$$W(\mathbf{x}; h) = \left( \frac{1}{h\sqrt{\pi}} \right)^3 \exp(-\|\mathbf{x}\|^2/h^2) \quad (12)$$

where  $h$  is a smoothing-length parameter. Alternate choices include cubic-splines, which have compact support and can make pairwise-interaction calculations more efficient. For our purposes, we will use a fixed value for  $h$ , but more sophisticated formulations of SPH exist which use adaptive values based on particle number density [22, 27].

Hence, an approximation to the field  $A(\mathbf{x})$  in Equation 9 is

$$A(\mathbf{x}) \simeq \int A(\mathbf{x}')W(\mathbf{x} - \mathbf{x}') d\mathbf{x}' \quad (13)$$

To this equation, we apply a second approximation, namely discretization: we sum over the  $N$  particles. The SPH approximation to  $A(\mathbf{x})$  is thus

$$A(\mathbf{x}) \simeq \sum_j \frac{m_j}{\rho_j} A(\mathbf{x}_j) W(\mathbf{x} - \mathbf{x}_j; h) \quad (14)$$

where  $\mathbf{x}_j$  is the location of particle  $j$  in physical space.

Similarly, gradients of fields can be approximated as follows

$$\nabla A(\mathbf{x}) \simeq \sum_j \frac{m_j}{\rho_j} A(\mathbf{x}_j) \nabla W(\mathbf{x} - \mathbf{x}_j; h). \quad (15)$$

Note that the gradient operator shifts to the kernel, whose derivative is analytically known.

### A. Calculating density

Given a distribution of  $N$  particles in physical space, the density  $\rho_i$  at each particle  $i$  is required to estimate any field quantity, because it appears in Equation 14. This is calculated straightforwardly by substituting  $A(\mathbf{x}) = \rho(\mathbf{x})$  into Equation 14:

$$\rho_i = \sum_j m_j W_{ij} \quad (16)$$

where we have defined

$$W_{ij} \equiv W(\mathbf{x}_i - \mathbf{x}_j; h). \quad (17)$$

### B. Calculating pressure tensor

In classical fluid dynamics applications, the pressure  $P_i$  at a particle location is calculated using an equation of state, which depends on quantities such as the density and/or the internal energy of the fluid. One example is the polytropic equation of state  $P = k\rho^{1+1/n}$ , where  $k$  is a constant and  $n$  is the polytropic index.

In the case of quantum mechanics, the pressure is replaced by a symmetric pressure tensor (Equation 5), which is a non-local quantity because it depends on gradients of the density.

First, the derivatives of the density field are calculated at the location of each particle, along the lines of Equation 15:

$$\partial_x \rho_i = \sum_j m_j \partial_x W_{ij}. \quad (18)$$

Similarly for  $\partial_y$ ,  $\partial_z$ .

The second derivatives can be calculated in similar fashion as

$$\partial_{xy} \rho_i = \sum_j m_j \partial_{xy} W_{ij}, \quad (19)$$

and similarly for  $\partial_{xx}$ ,  $\partial_{xz}$ ,  $\partial_{yy}$ ,  $\partial_{yz}$ ,  $\partial_{zz}$ . But this is not the only discretization. They may also be calculated using the second-order discretization [28]:

$$\partial_{xy} \rho_i = \sum_j \frac{m_j}{\rho_j} (\rho_j - \rho_i) \partial_{xy} W_{ij}, \quad (20)$$

Other alternate discretizations exist in the literature as well, such as the difference scheme, and are widely used for applications such as heat conduction [29, 30].

Finally, the components of the pressure tensor are computed as:

$$P_{i,xy} = \sum_j \frac{m_j}{\rho_j} \frac{1}{4} \left[ \frac{(\partial_x \rho_j)(\partial_y \rho_j)}{\rho_j} - \partial_{xy} \rho_j \right] W_{ij} \quad (21)$$

and similarly for the rest of the components of the tensor. This is one of the main equations of our paper, which provides a robust discretization for the quantum pressure tensor that yielded well-behaved solutions in all our test problems.

We note here an analogy between the quantum pressure tensor  $\mathbf{P} = -\frac{1}{4}\rho\nabla \otimes \nabla \ln \rho$  and the equations for inviscid capillary fluids. Such classical, non-ideal fluids can be described by the Euler-Korteweg equations, which have the form:

$$\frac{d\mathbf{u}}{dt} = \nabla \left( \kappa(\rho)\Delta^2 \rho + \frac{1}{2}\kappa'(\rho)|\nabla \rho|^2 \right) \quad (22)$$

Taking  $\kappa(\rho) = 1/(4\rho)$  leads back to the NLSE. In the classical case, the pressure tensor would act as a surface tension term, and its sign would act to add decoherence into the solution (which is a typical quantum phenomenon). An opposite sign would lead to cohesion.

### C. Calculating acceleration

A key guiding principal in formulating an SPH method for obtaining robust results is to choose discretizations for the forces the particles experience such that the forces between pairwise particles obey Newton's third law, i.e., are equal and opposite. This allows for the particles to quasi-regularize as they sample the true solution of the field [23]. This leads to better-than-random-Monte-Carlo sampling in the reconstruction of field quantities.

In the standard SPH formulation with scalar fluid pressure, the acceleration of a particle due to the pressure gradient  $-\frac{1}{\rho}\nabla P$  is calculated in symmetric fashion as:

$$\frac{d\mathbf{u}_i}{dt} = -\sum_j m_j \left( \frac{P_i}{\rho_i^2} + \frac{P_j}{\rho_j^2} \right) \nabla W_{ij}. \quad (23)$$

The force due to the pressure tensor can also be calculated in a similar fashion:

$$\begin{aligned} \frac{d\mathbf{u}_i}{dt} = & -\sum_j m_j \left[ \right. \\ & \left( \frac{[P_{i,xx}, P_{i,xy}, P_{i,xz}] + [P_{j,xx}, P_{j,xy}, P_{j,xz}]}{\rho_i^2} + \frac{[P_{j,xx}, P_{j,xy}, P_{j,xz}]}{\rho_j^2} \right) \cdot \nabla W_{ij}, \\ & \left( \frac{[P_{i,yx}, P_{i,yy}, P_{i,yz}] + [P_{j,yx}, P_{j,yy}, P_{j,yz}]}{\rho_i^2} + \frac{[P_{j,yx}, P_{j,yy}, P_{j,yz}]}{\rho_j^2} \right) \cdot \nabla W_{ij}, \\ & \left( \frac{[P_{i,zx}, P_{i,zy}, P_{i,zz}] + [P_{j,zx}, P_{j,zy}, P_{j,zz}]}{\rho_i^2} + \frac{[P_{j,zx}, P_{j,zy}, P_{j,zz}]}{\rho_j^2} \right) \cdot \nabla W_{ij}, \\ & \left. \right]. \quad (24) \end{aligned}$$

Obeying Newton's third law between pairwise particles is one of the key reasons we chose to discretize a version of the Madelung equations that uses the pressure tensor.

We can also calculate the additional acceleration due to the non-linear term  $-\frac{1}{\rho}\nabla \frac{g\rho^2}{2}$  in Equation 4 by setting  $P_i = \frac{g\rho_i^2}{2}$  in right-hand side expression of Equation 23.

Optionally, one may artificially damp the solutions by adding the damping term  $\gamma\mathbf{u}_i$  to the right hand side of Equation 24. Damping is useful for obtaining steady-state solutions: eigenstates and/or ground-states of the system. Is is also useful for generating initial conditions.

### D. Leap frog time integration

The particles are initialized with positions and velocities dictated by the initial conditions of the problem (in problems that use damping to reach a steady state, the initial conditions can be chosen to be a random or uniform distribution of particles with 0 velocity; the particle

configurations of such steady state solutions can then be used for problems with dynamics). Then, equation (4) may be solved with a time integration method, such as Runge-Kutta or leap frog. The leap frog method is often preferred because it is explicit and symplectic. In our implementation, we use the second-order leap frog scheme as follows:

$$\mathbf{u}(t + \Delta t/2) = \mathbf{u}(t - \Delta t/2) + \mathbf{a}(t)\Delta t \quad (25)$$

$$\mathbf{x}(t + \Delta t) = \mathbf{x}(t) + \mathbf{u}(t + \Delta t/2)\Delta t \quad (26)$$

that is, we calculate positions and velocities at interleaved time points. We note that at the start of the simulation we only know the initial conditions  $\mathbf{x}(0)$  and  $\mathbf{u}(0)$ , and must use first-order Euler to step back half a time step and find  $\mathbf{u}(-\Delta t/2)$ .

To find the velocities at the same time step intervals as the positions, we use the approximation:

$$\mathbf{u}(t) = \frac{1}{2} (\mathbf{u}(t - \Delta t/2) + \mathbf{u}(t + \Delta t/2)). \quad (27)$$

### E. Pseudocode

A pseudocode of the main loop of the SPH algorithm is shown below.

```

Main Loop
for t = 1 : N_time_step
    % leap frog
    v_half = v_mhalf + a * dt;
    x += v_half * dt;
    v = 0.5 * (v_mhalf + v_half);
    v_mhalf = v_half;
    % update densities, pressures, accelerations
    rho = GetDensity(x, m, h);
    P = GetPressure(x, rho, m, h);
    a = GetAcceleration(x, v, m, rho, P, b, beta, lambda, h);
end

```

Our implementation is  $\mathcal{O}(N^2)$ . because we calculate all pairwise interactions between particles. Alternative implementations have been developed in literature to make the computations more efficient ( $\mathcal{O}(N \log N)$ ), such as computing interactions only between the  $k$  nearest neighbors with using a hierarchical tree algorithm [31].

### F. Gross-Pitaevskii-Poisson

The resulting equations of motion from self-gravity (Equation 7) can be calculated using an  $N$ -body technique:

$$\frac{d\mathbf{u}_i}{dt} = \sum_{j \neq i} \frac{m_j(\mathbf{r}_j \mathbf{r}_i)}{(|\mathbf{r}_j \mathbf{r}_i|^2 + \epsilon^2)^{3/2}} \quad (28)$$

where  $\epsilon$  is a smoothing length, used to avoid numerical problems of close particle encounters (where the acceleration blows up) in collision-less dynamics. In SPH,  $\epsilon$  is typically equated with the kernel's smoothing length  $h$ . SPH naturally couples naturally with the Poisson equation, making our method well-suited for finding solutions of the Gross-Pitaevskii-Poisson equations.

### G. Adaptive Smoothing Lengths

In some applications it is advantageous to use an adaptive smoothing length  $h_i$  for each particle  $i$  for improved numerical accuracy. The variable smoothing length depends on the density at the fluid and allows the algorithm to handle regions with high and low densities more precisely [32].

The adaptive smoothing length and the density can be calculated self-consistently using an iterative scheme as follows. The density estimator becomes:

$$\rho_i = \sum_j m_j W(\mathbf{x}_i - \mathbf{x}_j; h_i) \quad (29)$$

There is a correction factor to the momentum equation to allow for the spatial variation in smoothing lengths in the equation of motion (Equation 23)

$$\frac{d\mathbf{u}_i}{dt} = \sum_j m_j \left( \frac{P_i}{\Omega_i \rho_i^2} + \frac{P_j}{\Omega_j \rho_j^2} \right) \nabla W(\mathbf{x}_i - \mathbf{x}_j; h_i). \quad (30)$$

where (for 3D case)

$$\Omega_i = 1 + \frac{h_i}{3\rho_i} \sum_j m_j \frac{\partial W(\mathbf{x}_i - \mathbf{x}_j; h_i)}{\partial h_i}. \quad (31)$$

An analogous correction correction applies to Equation 24.

The value for  $h_i$  is determined by solving for the root of

$$\zeta(h_i) = m_j \left( \frac{\eta}{h_i} \right)^3 - \sum_j m_j W(\mathbf{x}_i - \mathbf{x}_j; h_i) \quad (32)$$

using a Newton-Raphson iterator (or alternate technique).  $\eta$  is an order unity constant; for our applications, we use  $\eta = 1.4$ . This constraint ensures that  $\rho_i h_i^3 = \text{const}$ , i.e., it maintains a constant mass within the smoothing kernel. Given an initial guess for  $h_i$ , the Newton-Raphson iterator gives an updated value  $h_{i,\text{new}}$  according to:

$$h_{i,\text{new}} = h_i - \frac{\zeta(h_i)}{\zeta'(h_i)} = h_i \left( 1 + \frac{\zeta(h_i)}{3\rho_i \Omega_i} \right) \quad (33)$$

until a tolerance threshold is reached:  $|h_{i,\text{new}} - h_i|/h_i < \epsilon_{\text{tol}}$ . We choose  $\epsilon_{\text{tol}} = 10^{-3}$ .

## IV. RESULTS

Here we present a number of simple numerical tests to demonstrate our SPH method for the Schrödinger equation and the NLSE. The aim of these tests is to demonstrate the accuracy of our method (in capturing steady-state solutions and dynamics) and highlight different physical regimes well-suited for our numerical method to handle (such as systems with self-gravity or collapsing solutions).

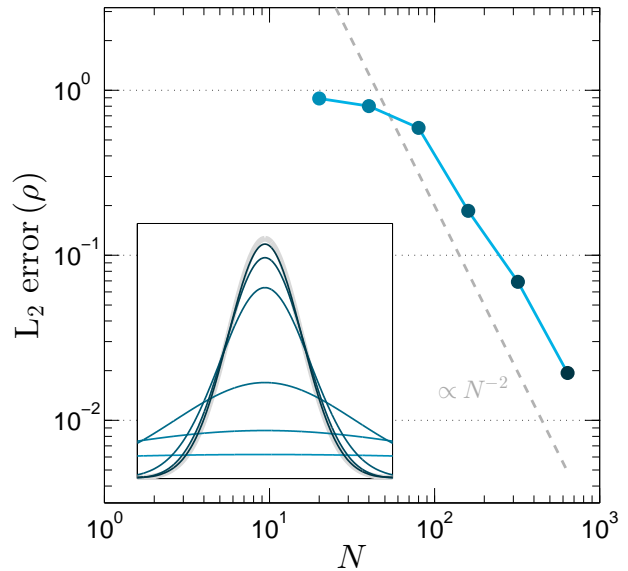


FIG. 1. Convergence properties of the SPH code in obtaining the ground state of the Schrödinger equation with a 1D simple harmonic oscillator potential. Second order convergence is achieved. The ground state solution for  $\rho$  at the various resolutions is shown in the inset.

### A. 1D simple harmonic oscillator ground state

First, we demonstrate the algorithm's ability to recover the ground state of the Schrödinger equation with a 1D simple harmonic oscillator potential. This is a very simple test, but can be used to demonstrate our code's convergence properties. The particles are initially drawn from a uniform distribution in the range  $[-4, 4]$ , and we add a damping term with  $\gamma = 4$  to relax the system to the ground state. We evolve the system in the potential  $V(x) = \frac{1}{2}x^2$  until a steady-state configuration is found. We use a smoothing length of  $h = 200/N$  and a time step of 0.004. The exact solution is given by

$$\rho_0 = \pi^{-1/2} \exp(-x^2) \quad (34)$$

Figure 1 demonstrates the convergence rate and solution. This method of obtaining the ground state is also useful for generating initial conditions for future tests.

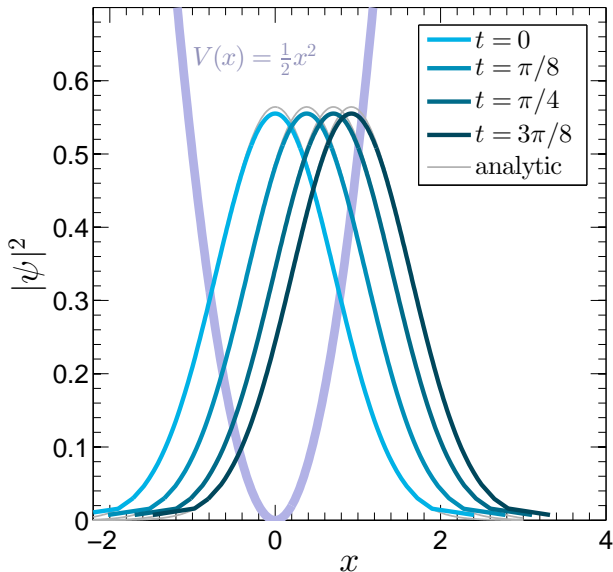


FIG. 2. Evolution of oscillating wavefunction in simple harmonic oscillator potential.

### B. 1D simple harmonic oscillator dynamics

We consider the time evolution of a wavefunction in the potential  $V(x) = \frac{1}{2}x^2$  with initial conditions:

$$\rho_0 = \pi^{-1/2} \exp(-x^2), \quad (35)$$

and

$$u_0 = 1. \quad (36)$$

The evolution has analytic solution

$$\rho(t) = \pi^{-1/2} \exp(-(x - \sin(t))^2). \quad (37)$$

Our simulation used  $N = 300$  particles, smoothing length  $h = 0.2667$ , and time step  $dt = 0.01$ . The initial conditions are obtained by damping a random configuration of particles to the ground state, as in Section IV A. Figure 2 shows the evolution of the wavefunction with time, which matches the analytic solution very well, showing exact agreement with the periodicity of the solution.

### C. 2D BEC ground states

We calculate the ground state of a 2D BEC by relaxing a random initial condition evolved under the NLSE, with damping  $\gamma = 4$ . We calculate the states for BECs with  $g = 0, 10, 50, 100, 250, 500$  in a potential  $V(x) = \frac{1}{2}(x^2 + y^2)$ . The simulations use  $N = 100$  particles, smoothing length  $h = 1$ , and time step  $dt = 0.1$ .

The results are shown in Figure 3, and are compared to the high resolution numerical simulations in [8], showing good agreement.

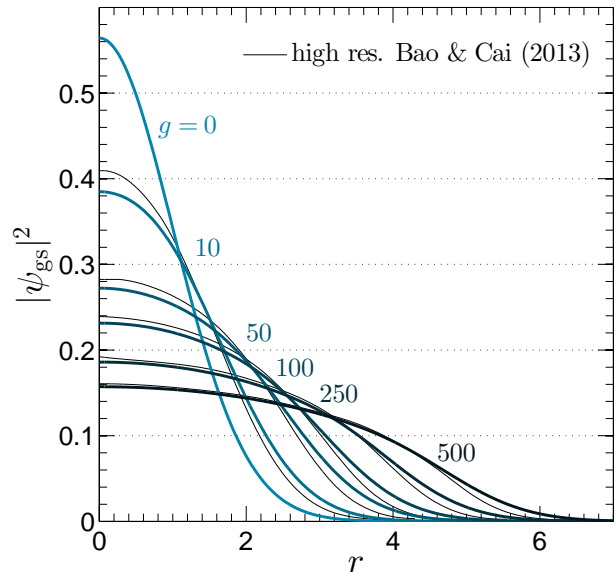


FIG. 3. Ground state of 2D BEC with various values of the parameter  $g$ .

### D. 2D self-focusing NLSE

We simulate a blowup solution of the 2D focusing NLSE. The initial condition is given by a Gaussian  $\psi = 2.99e^{-(x^2+y^2)}$ . We use  $N = 36$  particles and adaptive smoothing lengths. Figure 4 shows the evolution of the peak of the wavefunction as a function of time, which agrees well with the blowup solution scaling of the problem  $|\psi|_{\max} \propto (-t)^{-1/2}$  ( $t = 0$  corresponds to blowup) [26]. In contrast, a finite-difference approach shows focusing-defocusing oscillations once the focusing becomes too strong [26]. Additionally, they require a large number of resolution elements. Figure 4 also shows the configuration of the SPH particles at different times in the simulation, as well as their adaptive smoothing lengths. Many of the particles cluster at the center because of the collapse, which some of the particles are maintained farther out to represent the extent of the wave function at these locations. The inset at showing the particle configuration at the third time frame has an aggregation of 12 particles near the singularity.

### E. 3D BEC dark matter halo

We compute solutions to the Gross-Pitaevskii-Poisson equation that describes self-gravitating BEC dark matter halos by relaxing an initial condition using a damping parameter  $\gamma = 4$ . Our simulations use  $N = 300$  particles, adaptive smoothing lengths, and units with  $G = 1$ . The solutions, for various values of  $g$ , are shown in Figure 5. The length scale is normalized by  $r_0 = \sqrt{\pi c/4G}$  in the figure. We simulate the cases of  $g = 4, 10, 40, 100$ . In

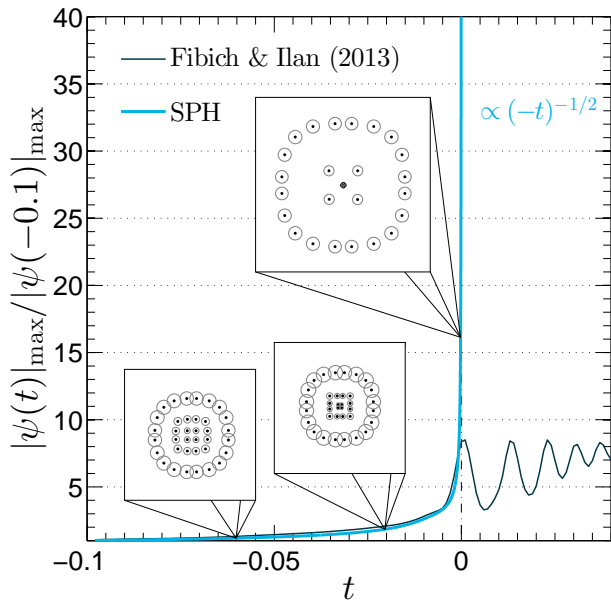


FIG. 4. Comparison of the blowup solution of the focusing NLSE with numerical solutions obtained via our SPH method and a second-order finite difference scheme for comparison. The SPH solution produces a collapse with the right scaling while the finite difference scheme shows focusing-defocusing oscillations early on due to discretization effects. In the insets, we show the location of the SPH particles at three different times, and draw circles around each that have radii proportional to the adaptive smoothing length of the particle. The inset at the third time frame has an aggregation of 12 particles near the singularity.

the limit of large  $g$ , the numerical solution approach the Thomas-Fermi approximation:  $\rho \propto \text{sinc}(\pi r/r_0)$ .

The Gross-Pitaevskii-Poisson equation describes one possible physical model for the non-baryonic dark matter that forms a large fraction of the content in our Universe. In this model a fundamental scalar field plays the role of dark matter, and the model is a competitor to the standard  $\Lambda$  cold dark matter model [33].

The Gross-Pitaevskii-Poisson equation describes other physical systems as well, such as dipolar BECs.

## V. COMPUTATIONAL EFFICIENCY

Our SPH approach to find solutions to the NLSE maintains the simplicity and computational efficiency of the original hydrodynamic SPH method. The method only requires that the particle positions, velocities, masses, and smoothing lengths be stored in memory. More advanced techniques, standard in the field of SPH, can be used to make the method  $\mathcal{O}(N \log N)$ , whereas our simple implementation to calculate pairwise interactions is  $\mathcal{O}(N^2)$ . The SPH technique has successfully been implemented with over  $10^{10}$  particles on standard central

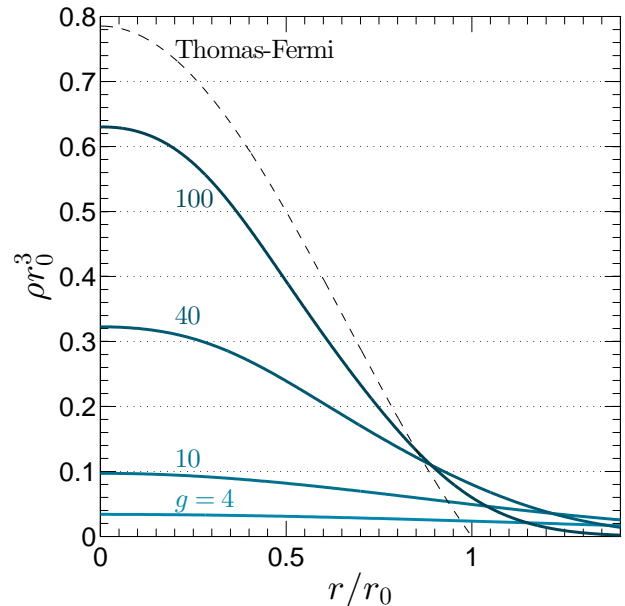


FIG. 5. 3D BEC dark matter halo profiles with various values of the parameter  $g$ .

processing unit (CPU) clusters with the use of Message Passing Interface (MPI) routines [34]. In addition, the algorithm is well-suited to the modern graphics processing unit (GPU) and GPU cluster architectures [35, 36], which have shown an order of magnitude increase in efficiency compared to CPU approaches. These methods can simulate a timestep of over  $10^6$  particles per second. In solving the NLSE, the computations per communication, are increased due to the computation of a pressure tensor rather than a simple pressure, which boosts the computational efficiency of the original hydrodynamic SPH method. A number of numerical methods exist to calculate the self-gravity term, which shows up in the Gross-Pitaevskii-Poisson equation, that are  $\mathcal{O}(N \log N)$ . These include tree and multipole based methods and will make the subject of future investigations.

## VI. CONCLUDING REMARKS

We have demonstrated a new, simple numerical method to solve the NSLE using SPH. The method conserves the normalization condition on the wavefunction to machine-precision. Additionally, the computational domain is unlimited, which is very natural for a wavefunction. The SPH particles that represent the probability density of the wave function automatically adapt to regions where the density is the largest. This makes our method ideal for solving collapsing and singular solutions, an area where standard grid methods face difficulties. This is an area where standard grid-based methods face difficulty. The implementation is relatively simple

and easily extendible to modifications of the NSLE. The numerical method can be applied to a variety of physical systems, including BECs, nonlinear optics, capillary fluids, dark matter that obeys the Gross-Pitaevskii-Poisson equations, and collapsing singularities.

## ACKNOWLEDGEMENTS

This material is based upon work supported by the National Science Foundation Graduate Research Fellowship under grant no. DGE-1144152 (PM).

- 
- [1] C. C. Bradley, C. A. Sackett, J. J. Tollett, and R. G. Hulet, *Physical Review Letters* **75**, 1687 (1995).
  - [2] M. H. Anderson, J. R. Ensher, M. R. Matthews, C. E. Wieman, and E. A. Cornell, *science* **269**, 198 (1995).
  - [3] W. Bao, arXiv preprint arXiv:1403.3884 (2014).
  - [4] D. Anderson, *Physical Review A* **27**, 3135 (1983).
  - [5] M. Gupta, B. Som, and B. Dasgupta, *J. Plasma Phys* **25**, 499 (1981).
  - [6] P.-H. Chavanis, *Physical Review D* **84**, 043531 (2011).
  - [7] W. Bao, D. Jaksch, and P. A. Markowich, *Journal of Computational Physics* **187**, 318 (2003).
  - [8] W. BAO and Y. CAI, *Kinetic & Related Models* **6** (2013).
  - [9] X. Antoine and R. Duboscq, *gpelab. math. cnrs. fr* (2014).
  - [10] L. S. Santos, M. O. Pires, and D. Giugno, arXiv preprint arXiv:1410.5006 (2014).
  - [11] F. Dalfovo, L. Pitaevskii, and S. Stringari, *Journal of Research of the National Institute of Standards and Technology* **101** (1996).
  - [12] W. Bao and W. Tang, *Journal of Computational Physics* **187**, 230 (2003).
  - [13] W. Bao and Q. Du, *SIAM Journal on Scientific Computing* **25**, 1674 (2004).
  - [14] W. Bao and Y. Cai, arXiv preprint arXiv:1407.5815 (2014).
  - [15] S. Succi, *Physical Review E* **53**, 1969 (1996).
  - [16] S. Palpacelli and S. Succi, *Physical Review E* **77**, 066708 (2008).
  - [17] A. Minguzzi, S. Succi, F. Toschi, M. Tosi, and P. Vignolo, *Physics reports* **395**, 223 (2004).
  - [18] R. Tsekov, arXiv preprint arXiv:0903.0283 (2009).
  - [19] R. A. Gingold and J. J. Monaghan, *Monthly notices of the royal astronomical society* **181**, 375 (1977).
  - [20] L. B. Lucy, *The astronomical journal* **82**, 1013 (1977).
  - [21] J. J. Monaghan, *Annual review of astronomy and astrophysics* **30**, 543 (1992).
  - [22] V. Springel, *Annual Review of Astronomy and Astrophysics* **48**, 391 (2010).
  - [23] D. J. Price, *Journal of Computational Physics* **231**, 759 (2012).
  - [24] M. V. Berry and K. Mount, *Reports on Progress in Physics* **35**, 315 (1972).
  - [25] G. Fibich, N. Gavish, and X.-P. Wang, *Physica D: Nonlinear Phenomena* **211**, 193 (2005).
  - [26] G. Fibich and B. Ilan, *Applied numerical mathematics* **44**, 63 (2003).
  - [27] R. P. Nelson and J. C. Papaloizou, *Monthly Notices of the Royal Astronomical Society* **270**, 1 (1994).
  - [28] A. Chaniotis, D. Poulidakos, and P. Koumoutsakos, *Journal of Computational Physics* **182**, 67 (2002).
  - [29] P. W. Cleary, *Applied Mathematical Modelling* **22**, 981 (1998).
  - [30] R. Fatehi, M. Fayazbakhsh, and M. Manzari, **30**, 243 (2008).
  - [31] L. Hernquist and N. Katz, *The Astrophysical Journal Supplement Series* **70**, 419 (1989).
  - [32] D. Price and J. Monaghan, *Monthly Notices of the Royal Astronomical Society* **374**, 1347 (2007).
  - [33] A. Suárez, V. H. Robles, and T. Matos, A review on the scalar field/bose-einstein condensate dark matter model, in *Accelerated Cosmic Expansion*, pp. 107–142, Springer, 2014.
  - [34] V. Springel, *Monthly Notices of the Royal Astronomical Society* **364**, 1105 (2005).
  - [35] D. Valdez-Balderas, J. M. Domínguez, B. D. Rogers, and A. J. Crespo, arXiv preprint arXiv:1210.1017 (2012).
  - [36] J. M. Domínguez, A. J. Crespo, D. Valdez-Balderas, B. D. Rogers, and M. Gómez-Gesteira, *Computer Physics Communications* **184**, 1848 (2013).