

Asymptotics of Ground State Degeneracies in Quiver Quantum Mechanics

Clay Córdova^{1*} and Shu-Heng Shao^{2†}

¹Society of Fellows, Harvard University, Cambridge, MA, USA

²Jefferson Physical Laboratory, Harvard University, Cambridge, MA, USA

Abstract

We study the growth of the ground state degeneracy in the Kronecker model of quiver quantum mechanics. This is the simplest quiver with two gauge groups and bifundamental matter fields, and appears universally in the context of BPS state counting in four-dimensional $\mathcal{N} = 2$ systems. For large ranks, the ground state degeneracy is exponential with slope a modular function that we are able to compute at integral values of its argument. We also observe that the exponential of the slope is an algebraic number and determine its associated algebraic equation explicitly in several examples. The speed of growth of the degeneracies, together with various physical features of the bound states, suggests a dual string interpretation.

March 2015

*e-mail: cordova@physics.harvard.edu

†e-mail: shshao@physics.harvard.edu

Contents

1	Introduction	1
2	Kronecker Models and Their Indices	4
2.1	Indices as a Function of k	6
2.2	Conjectured Asymptotics of $\Omega(M, N, k)$	7
2.3	Constraints on the Slope Function	8
2.3.1	Solving the Constraints	10
3	Explicit Calculations of the Slope	12
3.1	Saddle Point Approximation	13
3.1.1	The Subleading Term	14
3.1.2	Symmetry of the Slope Function	15
3.2	Limits of the Slope Function	16
3.2.1	Large k with Fixed r	16
3.2.2	Large k and r with Fixed r/k	17
4	Slopes from Wall-Crossing Data	19
5	Algebraic Asymptotics	20
A	Tables of Wall-Crossing Data	25

1 Introduction

The entropy of a quantum system is a basic thermodynamic observable. In conformal field theory in d spacetime dimensions, in finite spatial volume V , dimensional analysis constrains the growth of the entropy \mathcal{S} with energy E to take the form

$$\mathcal{S} \sim V^{1/d} E^{(d-1)/d} . \tag{1.1}$$

In particular, the entropy grows slower than linearly with energy. By contrast, in quantum field theory in infinite spatial volume, the thermodynamics is much more subtle. Spatially large stable states, in general have a growth in energy which is faster than (1.1), and few universal results are known (see, for example, [1]).

Motivated by these general thermodynamic considerations, in this work we study a non-relativistic supersymmetric quantum mechanics problem known as the Kronecker model. This model occurs universally in particle counting problems in four-dimensional $\mathcal{N} = 2$ field theories and supergravities where it arises as the low-energy non-relativistic effective theory of BPS dyons or black holes [1–12]. In this context, each ground state of the quantum mechanics is reinterpreted as a stable four-dimensional single-particle state. The growth of the ground state degeneracy for large charges thus probes the infinite volume thermodynamics of the field theory.

The Kronecker model of interest describes a multi-particle system composed of two distinct species of (super)particles interacting by long range electromagnetic forces. The strength of these interactions is invariantly characterized by the integral Dirac pairing of the electromagnetic charges

$$\langle \gamma_1, \gamma_2 \rangle = k > 0 . \tag{1.2}$$

We investigate the spectrum of M particles of type one and N particles of type two. This system and its interactions are encoded in the Kronecker quiver illustrated in Figure 1.¹

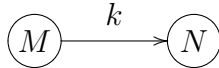


Figure 1: The Kronecker quiver with k arrows. This supersymmetric quantum mechanics describes M superparticles each with charge γ_1 and N superparticles each with charge γ_2 with Dirac pairing $\langle \gamma_1, \gamma_2 \rangle = k$.

We focus on the ground state degeneracy of these models. We denote this degeneracy as $\Omega(M, N, k)$. These ground states are supersymmetric and their degeneracies have been studied from a variety of perspectives, including quantum groups [13], wall-crossing formulas [14–16], spectral networks [1, 17], equivariant cohomology [18, 19], and supersymmetric localization [20–23].

Our aim is to understand the growth in the degeneracy $\Omega(M, N, k)$ for large ranks M , and N . We study this limit with fixed k and with fixed limiting ratio $N/M \rightarrow r$. Known results, from the special case where $r = 1$, indicate that these degeneracies grow exponentially [1, 18, 24]. Based on this evidence, it was conjectured in [18] that there exists a *slope function* $S(r, k)$ governing the asymptotics of the degeneracy at general r ,

$$\lim_{M \rightarrow \infty} \frac{1}{M} \log \left(\Omega(M + m, Mr + n, k) \right) \equiv S(r, k) . \tag{1.3}$$

In particular, this function is claimed to be independent of the offset (m, n) and depends only on the asymptotic ratio r and number of arrows k appearing in the quiver.

¹An explicit expression for the Hamiltonian of this system may be found, for instance, in [6].

As we motivate in §2, it is useful to express the slope function $S(r, k)$ in terms of an auxiliary function $G(r, k)$ as

$$S(r, k) = \left(\sqrt{\frac{kr - r^2 - 1}{k - 2}} \right) \left((k - 1)^2 \log((k - 1)^2) - (k^2 - 2k) \log(k^2 - 2k) \right) G(r, k) . \quad (1.4)$$

The known exact results from the case $r = 1$ are then summarized by $G(1, k) = 1$.²

Our main new results presented in §3 are explicit calculations of the slope function $S(r, k)$ (or equivalently the function $G(r, k)$) in the special case where the ratio r is a general non-negative integer. In particular in all such examples, we verify that the degeneracies indeed grow exponentially, and we find that the function $G(r, k)$ is not constant. These calculations are possible thanks to a new formula [23] which provides an explicit expression for all degeneracies of the form $\Omega(M, Mr + 1, k)$ for integer r , and hence enables us to explore the large rank regime of these models. We also provide evidence that the slope is independent of the offset using wall-crossing formulas in §4.

The quantity $G(r, k)$ appearing in (1.4) is an interesting function of the ratio r . As we review in §2.3, dualities in the Kronecker models enable us to change r without changing the ground state degeneracies. This implies the following modular identities

$$G(r, k) = G(1/r, k) = G(k - 1/r, k) . \quad (1.5)$$

These modular constraints, combined with our exact calculations at integral r , indicate that the slope demonstrates intricate oscillatory behavior for large and small values of the ratio.³ See Figure 6 for an illustration of this behavior.

In §5 we explore the number theoretic properties of the slope function. We find that, for all cases that we have studied, $\exp(S(r, k))$ is an algebraic number, i.e. it solves an algebraic equation with rational coefficients. Even for small r and k , the resulting equations are striking in their complexity, with unexpected coefficients. For example, when $(r, k) = (2, 4)$ we find that $\exp(S(2, 4))$ is the positive solution to

$$x^2 - \frac{53793390359}{1088391168}x - \frac{823543}{12230590464} = 0 . \quad (1.6)$$

It would be interesting to understand a physical or geometric origin of these equations directly, perhaps by relating them to identities obeyed by generating functions of threshold bound states [1, 14–17, 26], or to enumerative Calabi-Yau geometry.

²In [18, 25] it was further conjectured that $G(r, k) = 1$ for all r . We find, by direct calculation, that this further conjecture is false.

³In [25] a uniqueness theorem $G(r, k) = 1$ was proven under certain continuity assumptions on $G(r, k)$. The oscillatory behavior we observe violates these continuity assumptions and hence invalidates the uniqueness theorem. See §2.3.1 for discussion.

Finally, before delving into the details, we briefly return to our motivating physical question and take stock of the properties of the ground states when they are interpreted as stable particles of four-dimensional field theories. In that context the ranks M and N are linearly related to electric and magnetic charges Q , and hence (via BPS bounds) to particle masses m (or equivalently energies E). Thus, we have the scaling relations

$$M \sim N \sim Q \sim m \sim E . \tag{1.7}$$

The general properties of the states in question are then as follows.

- The physical radius R of the states grows linearly with the ranks M and N [1], or equivalently linearly in mass m

$$R \sim m . \tag{1.8}$$

- The particles lie on Regge trajectories [27]. In other words, the states of largest angular momentum J at fixed mass m obey a relation

$$J \sim m^2 . \tag{1.9}$$

- There is an exponential degeneracy of particle states with entropy growth linear in mass (so that (1.1) is violated)

$$\mathcal{S} \sim m \sim \sqrt{J} . \tag{1.10}$$

Taken as a whole, these features suggest the existence of a dual string model for these bound states, where the Regge behavior and exponential degeneracy are manifest. In that context the slope function $S(r, k)$, which plays a primary role in our analysis, would then be reinterpreted in terms of the central charge of the dual world sheet string theory. It would be satisfying to determine this string model explicitly, and we leave this as a potential avenue for future investigation.

2 Kronecker Models and Their Indices

In this section, we review the Kronecker models and their degeneracies $\Omega(M, N, k)$. In §2.2 we state a conjecture concerning the behavior of these degeneracies for large ranks.

We begin with the Kronecker quiver illustrated in Figure 1. This system is a gauged $\mathcal{N} = 4$ quantum mechanics. At each node, there are vector multiplets with unitary gauge groups of ranks M and N , respectively. The arrows of the quiver are bifundamental chiral multiplet matter fields. See, for instance [6], for the explicit Hamiltonian of this system. The quantity of interest, $\Omega(M, N, k)$, is the Witten index of this system.

In general, the ground states of the Kronecker model occur at threshold and are challenging to explicitly determine. However, in the special case where M and N are coprime, the system is gapped and the index $\Omega(M, N, k)$ admits a simple geometric interpretation.

To describe this correspondence, we first introduce the classical Higgs branch moduli space $\mathcal{M}_{M,N}^k$. This moduli space is parameterized by the chiral multiplet fields Φ_i ($i = 1, \dots, k$) which have constant expectation values. Thus, they specify linear maps

$$\Phi_i : \mathbb{C}^M \rightarrow \mathbb{C}^N . \quad (2.1)$$

On the maps Φ_i we enforce the D-term equations

$$\sum_{i=1}^k \Phi_i^\dagger \circ \Phi_i = \zeta I_M , \quad \sum_{i=1}^k \Phi_i \circ \Phi_i^\dagger = \frac{M\zeta}{N} I_N , \quad (2.2)$$

where $\zeta > 0$ is the Fayet-Iliopoulos parameter,⁴ and I_L is the $L \times L$ identity matrix. To obtain the desired moduli space, we now quotient by the gauge group $U(M) \times U(N)$ acting on the Φ_i via the bifundamental representation

$$\mathcal{M}_{M,N}^k \equiv \left\{ \Phi_i \left| \sum_{i=1}^k \Phi_i^\dagger \circ \Phi_i = \zeta I_M , \quad \sum_{i=1}^k \Phi_i \circ \Phi_i^\dagger = \frac{M\zeta}{N} I_N \right. \right\} / U(M) \times U(N) . \quad (2.3)$$

When M and N are coprime, these moduli spaces are smooth, compact, Kähler manifolds. In this case, the complex dimension of the moduli space may be easily computed by subtracting the dimension of the gauge groups from the dimension of the space of chiral fields⁵

$$\dim(\mathcal{M}_{M,N}^k) = kMN - M^2 - N^2 + 1 . \quad (2.4)$$

As usual in supersymmetric quantum mechanics, the ground states are in one-to-one correspondence with the cohomology of the moduli space $\mathcal{M}_{M,N}^k$, and the index $\Omega(M, N, k)$ is the Euler characteristic. In this particular case, we can say more due to a vanishing theorem constraining the Hodge decomposition of the cohomology [13]

$$h^{p,q}(\mathcal{M}_{M,N}^k) = 0 , \quad \text{if } p \neq q . \quad (2.5)$$

The index $\Omega(M, N, k)$ is then

$$\Omega(M, N, k) = \chi(\mathcal{M}_{M,N}^k) = \sum_{p \geq 0} h^{p,p}(\mathcal{M}_{M,N}^k) . \quad (2.6)$$

⁴When $\zeta < 0$ all moduli spaces are empty, demonstrating wall-crossing. See §4 for discussion.

⁵The offset by one is due to the fact that an overall $u(1)$ in the gauge group does not act on the bifundamental chiral multiplets.

Thus, as a consequence of the vanishing theorem (2.5), all ground states of the model are bosons, and the index $\Omega(M, N, k)$ computes the absolute degeneracy of the ground states.

2.1 Indices as a Function of k

The ground state degeneracies show significant dependence on the number of arrows k in the quiver. Qualitatively, there are three distinct cases $k = 1$, $k = 2$, and $k > 2$, with increasing k demonstrating increasing complexity.

One way to understand this phenomenon is to examine the moduli space when $M = N$. In that case, generically, (i.e. on an open set in the moduli space) at least one of the maps Φ_i is invertible. We may then remove some of the gauge redundancy by fixing one such map to the identity matrix. After doing so, we must study $k - 1$ linear maps modulo conjugation. For $k = 1$ this problem is trivial. For $k = 2$, this problem is solved by the Jordan decomposition theorem. For $k > 2$ this is a notoriously wild representation theory problem with no known exact solution.

Returning to the case of general ranks M and N , we now summarize the qualitative possibilities for the large rank behavior of the degeneracies $\Omega(M, N, k)$ as a function of k . These behaviors are illustrated in Figure 2.⁶

- When $k = 1$, there is a single non-trivial degeneracy at $M = N = 1$. Thus, in this case there is no growth in the degeneracies for large ranks. Physically, this model describes the BPS particles in the Argyres-Douglas conformal field theory [28–30].
- When $k = 2$, there are infinitely many non-trivial degeneracies, with allowed values $M = N \pm 1$ and $M = N = 1$. In the former case the degeneracy is one, in the latter it is two. Thus, again in this case there is no growth in the degeneracies for large ranks. Physically, this model describes the BPS particles in the pure $su(2)$ Seiberg-Witten theory [5, 31].
- When $k > 2$, there are infinitely many non-zero degeneracies. Physically, this model occurs, for instance, as a subsector of $su(n)$ super Yang-Mills with $n > 2$ [1]. In general, there is no known closed form expression for the degeneracies, however previously known exact results from the case $N = M$ and $N = M + 1$ indicate that the degeneracies grow exponentially for large ranks [1, 18, 24].

In this case, it is instructive to regard the degeneracies as a function of the limiting ratio $N/M \rightarrow r$. In terms of r , the dimension of moduli space (2.4) reads

$$\dim(\mathcal{M}_{M,N}^k) = kMN - M^2 - N^2 + 1 = M^2(kr - r^2 - 1) + \mathcal{O}(1/M). \quad (2.7)$$

⁶For all k the degeneracies $\Omega(1, 0, k)$ and $\Omega(0, 1, k)$ are one and we do not discuss them further.

The degeneracies can only be non-trivial if the above is non-negative. For large M , and fixed r , this bounds the ratio r between the two values r_{\pm} given below

$$r_{\pm} \equiv \frac{k \pm \sqrt{k^2 - 4}}{2}. \quad (2.8)$$

Inside the cone $r_- \leq r \leq r_+$, the occupied ratios are dense.

Finally, we note the following inequalities which hold for $k > 2$.

$$0 < r_- < 1 < k - 1 < r_+ < k. \quad (2.9)$$

Thus, the interval $[r_-, r_+]$ contains $k - 1$ integral values of r . In §3, we determine that the degeneracies also grow exponentially at these integral values of r .

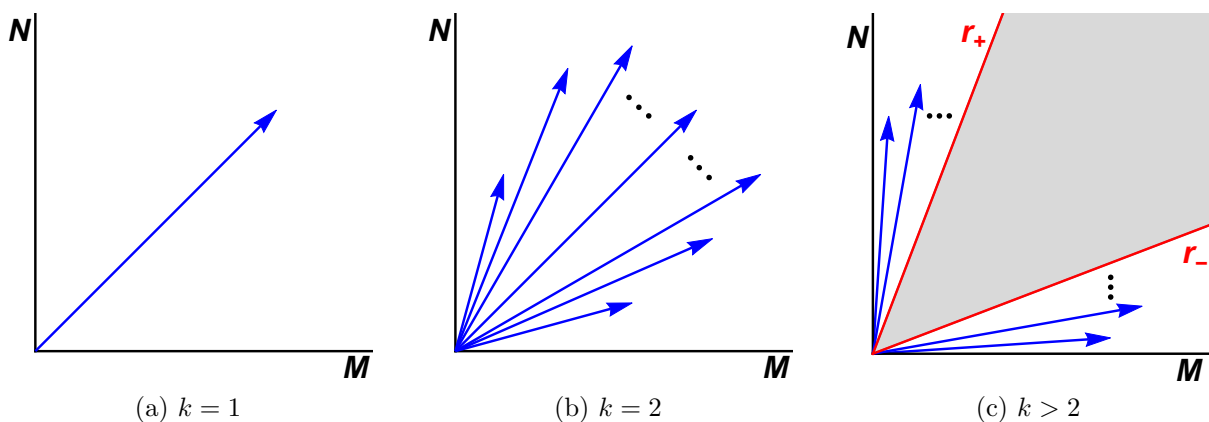


Figure 2: Occupied dimension vectors (i.e. pairs (M, N)) as a function of k . In (a), the case $k = 1$: there is a single non-trivial dimension vector $(M, N) = (1, 1)$. In (b), the case $k = 2$: there are infinitely many occupied dimension vectors which accumulate at $r = 1$. In (c), the case $k > 2$: there are infinitely many occupied dimension vectors which accumulate along the irrational slopes $r = r_{\pm}$. Inside the cone bounded by r_{\pm} (shown in gray) the occupied dimension vectors are dense and the degeneracies grow exponentially.

2.2 Conjectured Asymptotics of $\Omega(M, N, k)$

We now state a conjecture concerning the growth of the degeneracies $\Omega(M, N, k)$ for large ranks. This conjecture was first articulated in [18, 25], and subsequently refined by [1].

Conjecture: For fixed r, m, n , and $k > 2$, the degeneracies grow as follows

$$\frac{1}{M} \log \left(\Omega(M + m, Mr + n, k) \right) \xrightarrow{M \gg 1} S(r, k) + E(r, k, m, n) \frac{\log(M)}{M} + \dots, \quad (2.10)$$

where the terms \dots tend to zero faster than $\log(M)/M$ as M tends to infinity.

Let us expand upon several aspects of this conjecture.

- The leading asymptotics is controlled by the slope function $S(r, k)$ which is independent of the offset (m, n) . Evidence for this independence can be given using explicit calculations from wall-crossing formulas and is presented in §4.
- By contrast, the first correction to the leading growth, controlled by the function $E(r, k, m, n)$, depends on the offset (m, n) . This claim follows from known exact results for the degeneracies $\Omega(M, M + 1, k)$ [18] and $\Omega(M, M, k)$ [1, 16]. In these cases one finds

$$E(1, k, 0, 1) = -\frac{5}{2}, \quad E(1, k, 0, 0) = -2. \quad (2.11)$$

- The slope function $S(r, k)$ is assumed to be continuous on the interval $r_- \leq r \leq r_+$. Since the moduli spaces become empty at r_{\pm} we have

$$S(r_-, k) = S(r_+, k) = 0. \quad (2.12)$$

For r outside the interval $[r_-, r_+]$, the slope function is not defined.

- The leading growth implied by the conjecture is *slower* than for generic quiver models. In a generic quiver with node ranks Q_i one expects that under scaling $Q_i \rightarrow \Lambda Q_i$, with $\Lambda \gg 1$ the index Ω scales as $\log(\Omega) \propto \Lambda^2$. Indeed, this is expected in quiver models that describe BPS black holes [7]. By contrast, the Kronecker model, which occurs in quantum field theory, has $\log(\Omega) \propto \Lambda$.

The slope function $S(r, k)$ is the primary quantity of interest in this work. Assuming the validity of the conjecture, we constrain its functional form in §2.3. In §3 we present calculations of the slope at integral values of r .

2.3 Constraints on the Slope Function

There are a number of a priori restrictions that may be put on the slope function $S(r, k)$ using dualities and known exact results. We survey these constraints in this section.

Value at $r = 1$

The first piece of information about the slope, is that it is known exactly at the special value $r = 1$. Indeed, from [18], we have the closed form expression

$$\Omega(M, M + 1, k) = \frac{k}{(M + 1)[(k - 1)M + k]} \binom{(k - 1)^2 M + k(k - 1)}{M}. \quad (2.13)$$

This exact result is unusual. For the majority of indices $\Omega(M, N, k)$ there is no simple known closed form expression. Given this expression for finite M , we may easily obtain its asymptotics for large M using the Stirling approximation. We find

$$S(1, k) = (k - 1)^2 \log((k - 1)^2) - (k^2 - 2k) \log(k^2 - 2k). \quad (2.14)$$

Reflection Symmetry

We may constrain the slope function $S(r, k)$ using symmetries of the quiver quantum mechanics. One simple symmetry is that our choice of which fields we refer to as chiral and which fields refer to as antichiral is arbitrary. Exchanging these notions changes the fields Φ_i to Φ_i^\dagger , and hence reverses the direction of the arrows as shown in Figure 3.



Figure 3: The reflection symmetry. In (a) the original model. In (b) the quiver obtained after changing the definition of chiral and antichiral fields. This operation replaces Φ_i with Φ_i^\dagger and hence reverses the arrows.

It is clear that the net result of this operation is to exchange the roles of M and N in the definition of the index. Thus, we have the symmetry

$$\Omega(M, N, k) = \Omega(N, M, k). \quad (2.15)$$

We may translate this into a constraint on the slope function by using the definition (2.10). We obtain

$$S(r, k) = rS(1/r, k). \quad (2.16)$$

Mutation Symmetry

A less trivial symmetry of the slope function follows from the application of quiver mutation (Seiberg dualities) [32, 33]. Applying this operation enables us to change the ranks of the gauge groups in a k dependent way as illustrated in Figure 4.




Figure 4: The mutation symmetry. In (a) the original model. In (b) the quiver obtained after a mutation.

The result of the mutation symmetry is thus to exchange $(M, N) \rightarrow (N, kN - M)$. Correspondingly, we have symmetry

$$\Omega(M, N, k) = \Omega(N, kN - M, k) . \quad (2.17)$$

The resulting symmetry of the slope is

$$S(r, k) = rS(k - 1/r, k) . \quad (2.18)$$

2.3.1 Solving the Constraints

The totality of these constraints on the slope motivates us to introduce a function $G(r, k)$ and express the slope function as follows

$$S(r, k) = \left(\sqrt{\frac{kr - r^2 - 1}{k - 2}} \right) \left((k - 1)^2 \log((k - 1)^2) - (k^2 - 2k) \log(k^2 - 2k) \right) G(r, k) . \quad (2.19)$$

To understand the significance of this formula, first note that the factor in the square root satisfies the algebraic identities

$$\sqrt{kr - r^2 - 1} = r \sqrt{\frac{k}{r} - \frac{1}{r^2} - 1} = r \sqrt{k \left(k - \frac{1}{r} \right) - \left(k - \frac{1}{r} \right)^2 - 1} . \quad (2.20)$$

Therefore, the complete list of constraints on the function $S(r, k)$ translates into the following constraints on the quantity $G(r, k)$.

- From the special value of the slope, (2.14), we have

$$G(1, k) = 1 . \quad (2.21)$$

- From the reflection symmetry, (2.16), we have

$$G(r, k) = G(1/r, k) . \quad (2.22)$$

- From the mutation symmetry, (2.18), we have

$$G(r, k) = G(k - 1/r, k) . \quad (2.23)$$

Thus, assuming that the conjecture (2.10) is true, it remains to find the function $G(r, k)$ which determines the value of the slope away from the special case $r = 1$. In §3 we provide direct calculations illustrating that the function $G(r, k)$ is not constant. In the remainder of this section, we continue to study its features by exploring the above constraints.

The functional identities obeyed by $G(r, k)$ may be viewed as fractional linear transformation acting on the variable r . Specifically, given any $GL(2, \mathbb{Z})$ matrix, X , define its action on r in the standard way as

$$X \cdot r = \frac{ar + b}{cr + d} , \quad X = \begin{pmatrix} a & b \\ c & d \end{pmatrix} . \quad (2.24)$$

The reflection and mutation symmetries are defined by the two $GL(2, \mathbb{Z})$ matrices

$$A = \begin{pmatrix} 0 & 1 \\ 1 & 0 \end{pmatrix} , \quad B = \begin{pmatrix} k & -1 \\ 1 & 0 \end{pmatrix} . \quad (2.25)$$

Our constraints on the function $G(r, k)$ may thus be rephrased by saying that $G(r, k)$ is a modular function for the subgroup of $GL(2, \mathbb{Z})$ generated by (2.25).

To understand the implications of the modular invariance of the function $G(r, k)$ it is useful to change coordinates from r to a variable where the modular constraints are manifest. An appropriate coordinate may be deduced by diagonalizing the mutation matrix B above. Upon defining θ as

$$\theta \equiv \frac{2\pi}{\log(r_+/r_-)} \log \left(\frac{r - r_-}{r_+ - r} \right) , \quad (2.26)$$

we find that the transformations act simply as

$$(B \circ A) \cdot \theta = -\theta , \quad B \cdot \theta = \theta + 2\pi . \quad (2.27)$$

Therefore, the constraints on the function $G(r, k)$ may be solved by expressing $G(r, k)$ in terms of the variable θ and demanding that it is even and periodic

$$G(\theta, k) = G(-\theta, k) = G(\theta + 2\pi, k) . \quad (2.28)$$

Let us comment further on the coordinate transformation (2.26). This transformation maps the segment $[r_-, r_+]$ to the full real line $(-\infty, \infty)$. In particular the r values r_{\pm} map to the θ values $\pm\infty$. The fact (demonstrated in §3) that $G(\theta, k)$ is not constant, implies that $G(\theta, k)$ undergoes infinitely many oscillations as $|\theta|$ increases. Viewed in the original r coordinate, these are oscillations with increasing frequency as r approaches r_{\pm} .

As a consequence of these considerations, we see that any non-constant $G(r, k)$ has the feature that its limit as $r \rightarrow r_{\pm}$ does not exist. Hence $G(r, k)$ is not continuous at the edges r_{\pm} of the interval $[r_-, r_+]$ where the slope is defined. This lack of continuity of $G(r, k)$ does not affect the claim that the full slope function $S(r, k)$ is continuous. Indeed, from (2.19) we see that the square root factor vanishes at r_{\pm} so for continuity of the full slope it is sufficient that

$$\lim_{r \rightarrow r_{\pm}} G(r, k) \sqrt{kr - r^2 - 1} = 0 . \quad (2.29)$$

In fact, we will see that $G(r, k)$ oscillates in a bounded range, so that the above is obeyed.

3 Explicit Calculations of the Slope

In this section we provide new explicit calculations of the slope function $S(r, k)$. These calculations are possible due to new expressions for the degeneracies $\Omega(M, N, k)$ in the special case where $N = Mr + 1$ for integral r . To describe these results it is convenient to first introduce a generating function

$$F(k, r, x) = (k - r) \sum_{\ell=1}^{\infty} \frac{(-1)^{\ell-1}}{\ell} \binom{k\ell}{r\ell} x^{\ell} , \quad (3.1)$$

and let $[x^j]\{q(x)\}$ denote the coefficient of x^j in a power series $q(x)$. Then the result of [23] is

$$\Omega(M, Mr + 1, k) = \frac{1}{(Mr + 1)^2} [x^M] \left\{ \exp \left[(Mr + 1) F(k, r, x) \right] \right\} . \quad (3.2)$$

In this section we use this expression to compute the slope $S(r, k)$ for the integral points $r = 1, \dots, k - 1$. In §3.1 we describe the saddle point technique for extracting the slope $S(r, k)$ from (3.2). In §3.2, we describe results for the slope function in limits where k is also taken to be large.

3.1 Saddle Point Approximation

We begin by noting that (3.2) is equivalent to an expression for the degeneracy $\Omega(M, Mr + 1, k)$ as a contour integral around $x = 0$:⁷

$$\Omega(M, Mr + 1, k) = \frac{1}{(Mr + 1)^2} \oint_{x=0} \frac{dx}{(2\pi i)x^{M+1}} \exp \left[(Mr + 1)F(k, r, x) \right]. \quad (3.3)$$

Let us define the angular coordinate ϕ by $x = Re^{i\phi}$, where R is the radius of the contour. In terms of R and ϕ , (3.3) can be expressed as

$$\Omega(M, Mr + 1, k) = \frac{1}{(Mr + 1)^2} \frac{1}{R^M} \int_0^{2\pi} \frac{d\phi}{2\pi} \exp \left[-iM\phi + (Mr + 1)F(k, r, Re^{i\phi}) \right]. \quad (3.4)$$

When M is very large, this integral is well approximated by the saddle point method.

We now find the saddle point of (3.4) on the complex ϕ plane. Denote the saddle point by $\phi_s \in \mathbb{C}$ and define

$$x_s \equiv R e^{i\phi_s}. \quad (3.5)$$

The saddle point equation is given by

$$\frac{M}{Mr + 1} = x_s \left. \frac{d}{dx} F(k, r, x) \right|_{x=x_s}. \quad (3.6)$$

Given the explicit power series expansion for $F(k, r, x)$, the saddle point equation can be solved to arbitrary numerical precision for any given k and r . We make the following claim

Claim: The solution $x = x_s$ to (3.6) has a well-defined limit as $M \rightarrow \infty$ for all $k > 2$ and all integral r with $1 \leq r \leq k - 1$.

This claim is justified by extensive numerical evidence.

Assuming this claim, we can rewrite the saddle point equation (3.6) as

$$\frac{1}{r} = x_s \left. \frac{d}{dx} F(k, r, x) \right|_{x=x_s}. \quad (3.7)$$

The index can be approximated by evaluating the integrand in (3.4) at x_s in the large M

⁷Generally, the function $\exp[(Mr + 1)F(k, r, x)]$ has a branch cut on the complex plane away from the origin. We choose the radius R of the contour integral to be sufficiently small to avoid crossing the branch cut.

limit:

$$\log \Omega(M, Mr + 1, k) \simeq M \left[-\log(x_s) + rF(k, r, x_s) \right] + \mathcal{O}(\log(M)) , \quad (3.8)$$

We have therefore obtain the exponential growth of the index $\Omega(M, Mr + 1, k)$ in the large M limit. Moreover, the slope function $S(r, k)$ is determined to be

$$S(r, k) = -\log(x_s) + rF(k, r, x_s) , \quad 1 \leq r \leq k - 1, \quad r \in \mathbb{N} . \quad (3.9)$$

with x_s defined as the solution to (3.7).

We can also give an exact expression for the function $G(r, k)$ defined in (2.19) for these values of r simply by taking ratios,

$$G(r, k) = \sqrt{\frac{k-2}{kr-r^2-1}} \frac{-\log(x_s) + rF(k, r, x_s)}{(k-1)^2 \log[(k-1)^2] - (k^2-2k) \log(k^2-2k)} , \quad (3.10)$$

$$1 \leq r \leq k-1, \quad r \in \mathbb{N} .$$

Given the explicit form of the function $F(k, r, x)$ (3.1), the saddle point equations (3.7)-(3.10) may be solved to arbitrary numerical precision. Using the symmetries of the slope function discussed in §2.3.1 we may then extrapolate these results to larger and smaller non-integral values of r . Interpolating between these data points (assuming continuity of $S(r, k)$) then provides a plausible picture of the slope for all r in the interval $[r_-, r_+]$. We present such plots in Figures 5 and 6 below. Note that $G(r, k)$ oscillates and $S(r, k)$ goes to zero as $r \rightarrow r_{\pm}$ as anticipated in (2.29).

3.1.1 The Subleading Term

The explicit expression (3.2) and the saddle point analysis also enables us to study the subleading $\log(M)$ term in $\log \Omega(M, Mr + 1, k)$. This term receives two contributions: one from the $1/(Mr + 1)^2$ term in (3.4), and the other from the “one-loop” correction from the integrating out the $\delta\phi^2$ term when expanding around the saddle point $\phi = \phi_s + \delta\phi$. Together they give

$$\log \Omega(M, Mr + 1, k) \simeq M \left[-\log(x_s) + rF(k, r, x_s) \right] - \frac{5}{2} \log(M) + \mathcal{O}(1) . \quad (3.11)$$

This determines the function $E(r, k, m, n)$ appearing in (2.10) for this particular value of the offset $(m, n) = (0, 1)$:

$$E(r, k, 0, 1) = -\frac{5}{2} , \quad 1 \leq r \leq k - 1, \quad r \in \mathbb{N} , \quad (3.12)$$

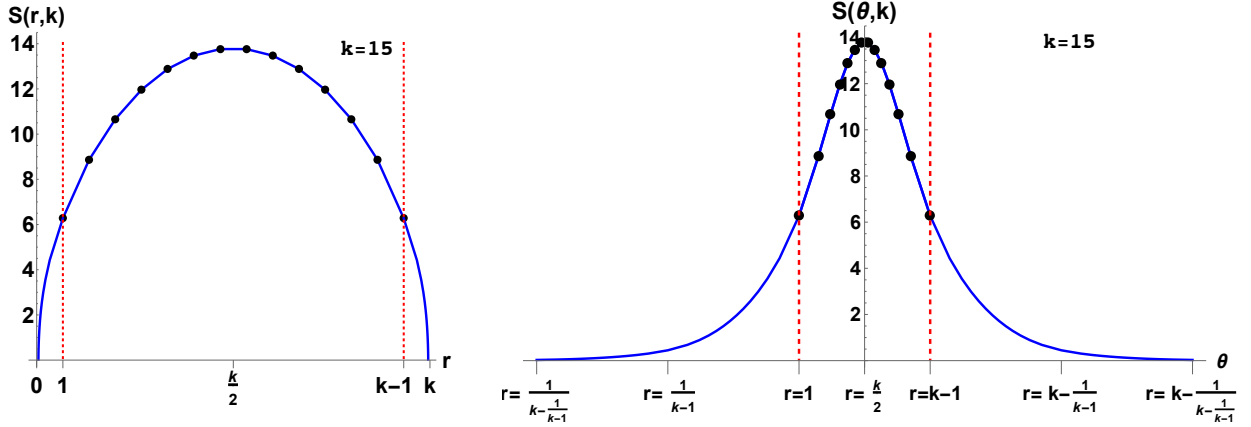


Figure 5: The slope function $S(r, k)$ in the case $k = 15$. On the left the independent variable is r , on the right the independent variable is θ . The marked points denote the values of the slope computed using the saddle point method. These points may be transferred to $r < 1$ and $r > k - 1$ (outside the red dashed lines) using the symmetries of the slope function. The blue curve is the resulting interpolating function.

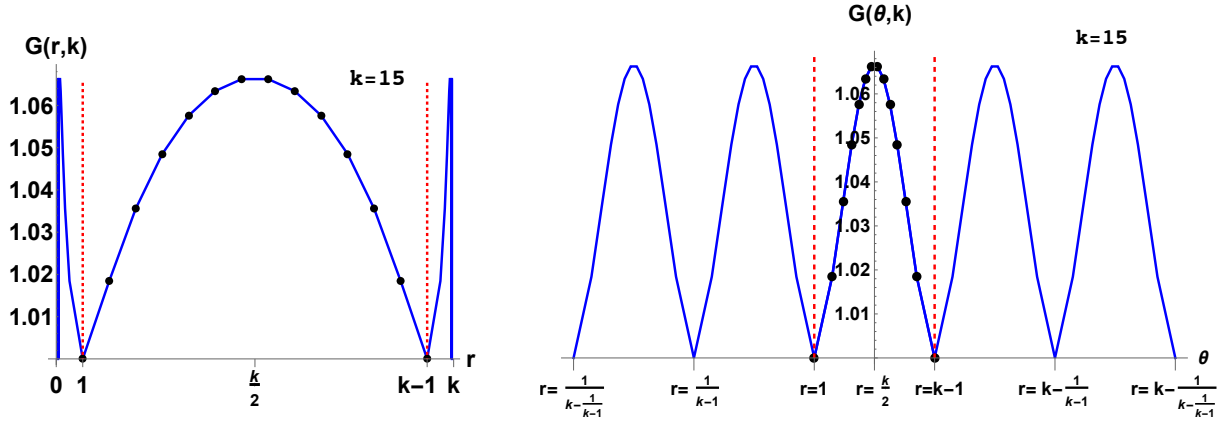


Figure 6: The slope function $G(r, k)$ in the case $k = 15$. On the left the independent variable is r , on the right the independent variable is θ . The marked points denote the values of the slope computed using the saddle point method. These points may be transferred to $r < 1$ and $r > k - 1$ (outside the red dashed lines) using the symmetries of the slope function. The blue curve is the resulting interpolating function. Note that $G(r, k)$ undergoes infinitely many oscillations for $r_- < r < 1$ and $k - 1 < r < r_+$.

which generalizes the result (2.11) of [1] to general integral r .

3.1.2 Symmetry of the Slope Function

Finally, we can also use saddle point analysis to check some of the symmetries of the slope function $S(r, k)$ that we argued for on general grounds in §2.3. Since our saddle

point analysis is only valid for integral values of r , the only symmetry we can check is the composition of the mutation and the reflection symmetry:

$$S(r, k) = S(k - r, k) , \longleftrightarrow S(\theta, k) = S(-\theta, k) . \quad (3.13)$$

To illustrate this result, we first note from (3.1) that

$$F(k, k - r, x) = \frac{r}{k - r} F(k, r, x) . \quad (3.14)$$

In other words, the combination $r F(k, r, x)$ is invariant under the symmetry (3.13) $r \rightarrow k - r$. Since both the saddle point equation (3.7) and (3.9) depend on $F(k, r, x)$ only through the combination $r F(k, r, x)$, it follows that the slope function $S(r, k)$ given in (3.9) indeed enjoys the symmetry (3.13). This reflection symmetry is manifest in Figures 5 and 6.

3.2 Limits of the Slope Function

In this subsection we further take limits on k and r to explore the behavior of $S(r, k)$ in different regimes of parameters. We emphasize that, in all such calculations, we first take the large M limit, and then take further limits on k and r .

3.2.1 Large k with Fixed r

We begin with the limit:

$$k \rightarrow \infty, \quad r = \text{fixed} . \quad (3.15)$$

Using the Stirling approximation, $n! \simeq n^n e^{-n} \sqrt{2\pi n}$, we can rewrite the saddle point equation (3.7) as

$$\frac{1}{r} \simeq k \sqrt{\frac{k}{2\pi r(k-r)}} \sum_{\ell=1}^{\infty} \frac{(-1)^{\ell-1}}{\sqrt{\ell}} \left[\frac{k^k}{r^r (k-r)^{k-r}} x_s \right]^{\ell} . \quad (3.16)$$

To solve the saddle point equation in this limit, we truncate the righthand side to the first term $\ell = 1$. The saddle point x_s in the large k limit is then given by

$$x_s \simeq k^{-\frac{3}{2}} \sqrt{\frac{2\pi(k-r)}{r}} \frac{r^r (k-r)^{k-r}}{k^k} . \quad (3.17)$$

As a consistency check on our truncation to the $\ell = 1$ term in the saddle point equation (3.16), we note that the ℓ -th order term on the righthand side of (3.16) evaluated at the

saddle is

$$k \sqrt{\frac{k}{2\pi r(k-r)}} \frac{(-1)^{\ell-1}}{\sqrt{\ell}} \left[k^{-\frac{3}{2}} \sqrt{\frac{2\pi(k-r)}{r}} \right]^\ell \sim k^{1-\ell}. \quad (3.18)$$

Hence the terms with $\ell > 1$ are suppressed and our truncation to $\ell = 1$ is self-consistent in the large k limit.

Given the explicit expression for the saddle point x_s at large k , we can now solve for the slope function $S(r, k)$ (3.9) we obtain,

$$S(r, k) \xrightarrow{k \gg 1} (r+1) \log k + \left[r - \log \left(\sqrt{2\pi r} r^{-\frac{1}{2}} \right) + 1 \right] + \mathcal{O} \left(\frac{1}{k} \right). \quad (3.19)$$

Note that in the large k limit the dominant contribution comes from $-\log(x_s)$ in (3.9). From this we also obtain the large k limit of the function $G(r, k)$ (3.10),

$$\lim_{k \rightarrow \infty} G(r, k) = \frac{r+1}{2\sqrt{r}}. \quad (3.20)$$

These results may be phrased simply in terms of the original degeneracy $\Omega(M, N, k)$ as

$$\lim_{k \rightarrow \infty} \lim_{\substack{M, N \rightarrow \infty \\ N/M=r \text{ fixed}}} \Omega(M, N, k) \approx k^{M+N}. \quad (3.21)$$

3.2.2 Large k and r with Fixed r/k

As another accessible limit, consider the case where

$$k, r \rightarrow \infty, \quad q := \frac{r}{k} = \text{fixed}. \quad (3.22)$$

The constraint $1 \leq r \leq k-1$ becomes in this limit

$$0 \leq q \leq 1. \quad (3.23)$$

Again using the Stirling approximation, the saddle point equation (3.6) can be written as

$$\frac{1}{kq} \simeq \sqrt{k} \sqrt{\frac{1-q}{2\pi q}} \sum_{\ell=1} \frac{(-1)^{\ell-1}}{\sqrt{\ell}} \left[\frac{k^k}{(qk)^{qk} [(1-q)k]^{(1-q)k}} x \right]^\ell. \quad (3.24)$$

Upon truncating (3.24) to the first term $\ell = 1$, we obtain the saddle point

$$x_s \simeq k^{-\frac{3}{2}} \sqrt{\frac{2\pi}{q(1-q)}} \frac{(qk)^{qk} [(1-q)k]^{(1-q)k}}{k^k} . \quad (3.25)$$

As a consistency check on our truncation to the $\ell = 1$ term, we note that the ℓ -th term on the righthand side of (3.24) scales like $k^{\frac{1}{2} - \frac{3\ell}{2}}$, which is negligible compared with the lefthand side when $\ell > 1$.

Given the explicit expression for the saddle point x_s at large k and r limit, we can then solve for the slope function $S(r, k)$

$$S(r, k) \xrightarrow[q \equiv r/k = \text{fixed}]{k, r \rightarrow \infty} - \left[q \log(q) + (1-q) \log(1-q) \right] k + \frac{3}{2} \log k + \mathcal{O}(1) . \quad (3.26)$$

In contrast to the large k limit with r fixed, the slope now scales linearly with k .

Meanwhile, the function $G(r, k)$ given by (3.10) behaves as

$$\lim_{\substack{k, r \rightarrow \infty \\ q \equiv r/k = \text{fixed}}} G(r, k) = - \frac{q \log(q) + (1-q) \log(1-q)}{2\sqrt{q(1-q)}} \frac{\sqrt{k}}{\log k} + \dots . \quad (3.27)$$

Thus, in this limit, $G(r, k)$ as a function of the ratio q is symmetric under $q \rightarrow 1 - q$ and has a maximum at $q = 1/2$. Note also that in this limit $G(r, k)$ grows in absolute value as $\sqrt{k}/\log(k)$. A plot of $G(r, k)$ in this regime of parameters is shown in Figure 7.

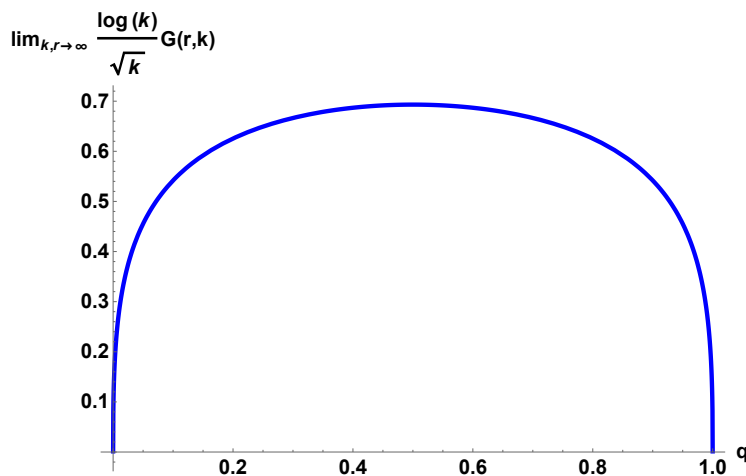


Figure 7: The function $G(r, k)$ as a function of $q = r/k$ in the limit $k, r \rightarrow \infty$ with q fixed.

4 Slopes from Wall-Crossing Data

In this section, we describe the information that can be learned about the slope function $S(r, k)$ using data about the degeneracies obtained from the wall-crossing formula. Our main goal is to provide evidence for an aspect of the conjecture stated in §2.2. Namely, we wish to show that the slope function $S(r, k)$ defined as

$$\lim_{M \rightarrow \infty} \frac{1}{M} \log \left(\Omega(M + m, Mr + n, k) \right) = S(r, k) , \quad (4.1)$$

is indeed independent of the offset (m, n) . Similar analysis has been preformed in [1].

For general (m, n) , there is no known closed form expression for the indices which feature in the above. Thus, it is presently impossible to conclusively prove or disprove the claim that $S(r, k)$ is independent of the offset (m, n) . Instead, we can obtain evidence for this idea through explicit calculations of the degeneracies using wall-crossing.

The wall-crossing formula of [14] enables us to find the change in $\Omega(M, N, k)$ as the Fayet-Iliopoulos parameters ζ are varied. In the Kronecker model, the wall-crossing formula is straightforward to use. If we change the sign of the FI parameter ζ of (2.2), then all moduli spaces are empty. Thus, in this simple chamber, the only values of (M, N) with non-vanishing degeneracies are $(1, 0)$ or $(0, 1)$, corresponding to a single particle of type one, or a single particle of type two. We therefore use this simple chamber ($\zeta < 0$) as a seed, and use wall-crossing to determine the indices in the chamber of interest ($\zeta > 0$) where the exponential growth in degeneracies occurs.

The wall-crossing calculation makes of functions $K_{M,N}$ defined as power series in formal variables $[x, y]$ as

$$K_{M,N}[x, y] = \left[x(1 - (-1)^{kMN} x^M y^N)^{kN}, y(1 - (-1)^{kMN} x^M y^N)^{-kM} \right] . \quad (4.2)$$

Additionally, we define a sign function σ that detects the parity of the dimension of $\mathcal{M}_{M,N}^k$

$$\sigma(M, N, k) = \begin{cases} +1 , & kMN - M^2 - N^2 + 1 \equiv 0 \pmod{2} , \\ -1 , & kMN - M^2 - N^2 + 1 \equiv 1 \pmod{2} . \end{cases} \quad (4.3)$$

The content of the wall-crossing formula is that a certain function of $[x, y]$ built from compositions of the $K_{M,N}$ does not depend on the chamber. In the Kronecker model this reads

$$\prod_{M,N \geq 0}^{\rightarrow} K_{M,N}^{\sigma(M,N,k)\Omega(M,N,k)} = K_{0,1} \circ K_{1,0} . \quad (4.4)$$

In the above, the product of operators $K_{M,N} \left[x, y \right]$ is defined to be composition of functions, and the order of composition is that of decreasing M/N .⁸

To use (4.4), observe that $K_{M,N}$ differs from the identity first at order $x^M y^N$. Therefore, fixing an integer Q , we may solve (4.4) to order Q by truncating the infinite composition to a finite composition where only those $K_{M,N}$ are retained with $M + N \leq Q$. Next we evaluate the composition as a polynomial by only retaining terms differing from the identity up to total order Q . Matching to the right-hand side, we can then solve for all $\Omega(M, N, k)$ with $M + N \leq Q$.

This procedure is time consuming to carry out for large Q , and does not directly enable us to analytically determine a closed form expression for the slope function. However, it does enable us to provide evidence for the claim that the slope is independent of the offset.

To do so, first define for each (r, k) , and each offset (m, n) , the following normalized sequence $S_M^{(m,n)}(r, k)$

$$S_M^{(m,n)}(r, k) \equiv \frac{\log \left[\Omega(M + 1 + m, (M + 1)r + n, k) \right] - \log \left[\Omega(M + m, Mr + n, k) \right]}{S(r, k)}. \quad (4.5)$$

For large M , these sequences approximate a normalized version of the slope function. Independence of the offset (m, n) implies that the limit is unity

$$\lim_{M \rightarrow \infty} S_M^{(m,n)}(r, k) = 1. \quad (4.6)$$

We have studied these sequences using wall-crossing data (recorded in Appendix A). Data collected thus far supports the result (4.6). We illustrate examples in Figure 8.

5 Algebraic Asymptotics

In this section we explore the number theoretic properties of the slope function $S(r, k)$. Curiously, we observe that the exponential of the slope is an *algebraic* number (i.e. solves a polynomial equation with integral coefficients) in all examples we have studied. This leads us to conjecture the following:

Conjecture: For any rational r with $r_- \leq r \leq r_+$, and any $k > 2$, the quantity $\exp(S(r, k))$ is algebraic.

Before describing our method for verifying this conjecture at special values of r and k , let us first describe what may be its physical content. It has been observed in [1, 14–17, 26] that certain generating functions of threshold bound states obey algebraic equations.

⁸If $M_1/N_1 = M_2/N_2$ then $K_{M_1, N_1} \circ K_{M_2, N_2} = K_{M_2, N_2} \circ K_{M_1, N_1}$. The need for this sign σ due to the fact that we have defined Ω to coincide with the Euler characteristic.

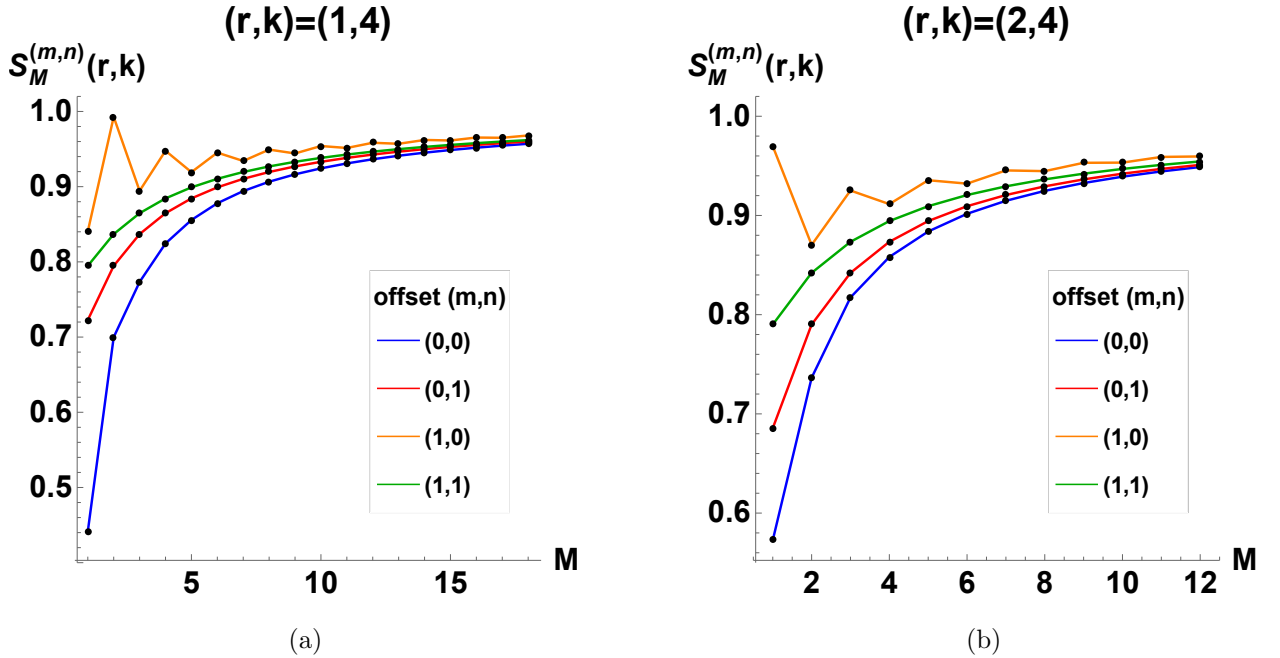


Figure 8: Examples of the normalized slope sequence $S_M^{(m,n)}(r,k)$ of (4.5) for various offsets at $k = 4$. (a) The case $r = 1$. (b) The case $r = 2$. In both examples the convergence of the various curves suggests that asymptotic slope is independent of the offset.

For an explicit example, consider the degeneracies $\Omega(M, M, k)$. These ranks are not coprime and hence the quiver quantum mechanics is not gapped. The ground states, counted by $\Omega(M, Mr, k)$ are thus at threshold. We may assemble these degeneracies into a formal multiplicative generating function as

$$P_k(z) \equiv \prod_{\ell=1}^{\infty} \left(1 - (-1)^{\ell k} z^{\ell}\right)^{\frac{\ell}{k} \sigma(\ell, \ell, k) \Omega(\ell, \ell, k)}, \quad (5.1)$$

where σ is the sign function introduced in (4.3). Then, remarkably, one finds that this generating function obeys the algebraic equation

$$P_k(z) = 1 + z P_k(z)^{(k-1)^2}. \quad (5.2)$$

Algebraic equations, such as the above, suggest a combinatorial interpretation of threshold bound states. Moreover, if such algebraic equations are a feature at general ratio r (not just $r = 1$) then they also provide evidence that $\exp(S(r, k))$ is indeed algebraic for general rational ratio.

In practice since we do not have access to such equations, our method for demonstrating that $\exp(S(r, k))$ is algebraic is less direct. We carry out this analysis at integer r where

A Tables of Wall-Crossing Data

In this appendix, we record the explicit wall-crossing data used to study the slope when $k = 4$ (see Figure 8). We record only $\log(\Omega)$ to four significant digits. Complete, integral values of indices are available upon request.

M	N	$\log \Omega$	M	N	$\log \Omega$	M	N	$\log \Omega$	M	N	$\log \Omega$
1	1	1.386	5	5	9.986	7	7	15.43	8	19	24.08
1	2	1.792	5	6	11.90	7	8	17.50	8	20	23.39
1	3	1.386	5	7	12.93	7	9	18.78	8	21	22.75
1	4	0	5	8	13.56	7	10	19.69	8	22	21.71
2	2	2.773	5	9	13.83	7	11	20.34	8	23	20.36
2	3	4.060	5	10	13.43	7	12	20.76	8	24	18.24
2	4	4.025	5	11	13.83	7	13	20.87	8	25	17.50
2	5	4.060	5	12	13.56	7	14	20.40	8	26	15.81
2	6	2.773	5	13	12.93	7	15	20.87	8	27	13.56
2	7	1.792	5	14	11.90	7	16	20.76	8	28	10.09
3	3	4.970	5	15	9.986	7	17	20.34	8	29	6.555
3	4	6.555	5	16	9.183	7	18	19.69	9	9	21.08
3	5	7.142	5	17	7.142	7	19	18.78	9	10	23.24
3	6	6.898	5	18	4.060	7	20	17.50	9	11	24.69
3	7	7.142	6	6	12.67	7	21	15.43	9	12	25.76
3	8	6.555	6	7	14.67	7	22	14.67	9	13	26.65
3	9	4.970	6	8	15.81	7	23	12.93	9	14	27.32
3	10	4.060	6	9	16.53	7	24	10.43	9	15	27.78
3	11	1.386	6	10	17.11	7	25	7.142	9	16	28.09
4	4	7.398	6	11	17.32	7	26	1.792	9	17	28.08
4	5	9.183	6	12	16.88	8	8	18.24	9	18	27.57
4	6	9.950	6	13	17.32	8	9	20.36	9	19	28.08
4	7	10.43	6	14	17.11	8	10	21.71	9	20	28.09
4	8	10.09	6	15	16.53	8	11	22.75	9	21	27.78
4	9	10.43	6	16	15.81	8	12	23.39	9	22	27.32
4	10	9.950	6	17	14.67	8	13	24.08	9	23	26.65
4	11	9.183	6	18	12.67	8	14	24.40	9	24	25.76
4	12	7.398	6	19	11.90	8	15	24.46	9	25	24.69
4	13	6.555	6	20	9.950	8	16	23.97	9	26	23.24
4	14	4.025	6	21	6.898	8	17	24.46	9	27	21.08
4	15	0	6	22	2.773	8	18	24.40	9	28	20.36

Table 1: The wall-crossing data for $\log \Omega(M, N, k)$ with $k = 4$ and $M + N \leq 40$. The plots for some of these data are shown in Figure 8.

M	N	$\log \Omega$	M	N	$\log \Omega$	M	N	$\log \Omega$	M	N	$\log \Omega$
9	29	18.78	11	18	34.96	13	15	36.65	15	20	46.39
9	30	16.53	11	19	35.32	13	16	38.01	15	21	47.37
9	31	13.83	11	20	35.49	13	17	39.16	15	22	48.13
10	10	23.96	11	21	35.41	13	18	40.13	15	23	48.81
10	11	26.15	11	22	34.87	13	19	40.90	15	24	49.43
10	12	27.66	11	23	35.41	13	20	41.58	15	25	49.85
10	13	28.85	11	24	35.49	13	21	42.18	16	16	41.62
10	14	29.80	11	25	35.32	13	22	42.59	16	17	43.93
10	15	30.41	11	26	34.96	13	23	42.86	16	18	45.69
10	16	31.14	11	27	34.41	13	24	42.95	16	19	47.19
10	17	31.56	11	28	33.74	13	25	42.81	16	20	48.45
10	18	31.77	11	29	32.93	13	26	42.26	16	21	49.59
10	19	31.74	12	12	29.78	13	27	42.81	16	22	50.58
10	20	31.21	12	13	32.03	14	14	35.68	16	23	51.42
10	21	31.74	12	14	33.64	14	15	37.96	16	24	51.97
10	22	31.77	12	15	34.94	14	16	39.65	17	17	44.61
10	23	31.56	12	16	36.00	14	17	41.07	17	18	46.93
10	24	31.14	12	17	36.95	14	18	42.27	17	19	48.72
10	25	30.41	12	18	37.54	14	19	43.29	17	20	50.25
10	26	29.80	12	19	38.31	14	20	44.16	17	21	51.58
10	27	28.85	12	20	38.73	14	21	44.73	17	22	52.75
10	28	27.66	12	21	39.07	14	22	45.53	17	23	53.76
10	29	26.15	12	22	39.21	14	23	46.04	18	18	47.61
10	30	23.96	12	23	39.10	14	24	46.41	18	19	49.94
11	11	26.86	12	24	38.56	14	25	46.64	18	20	51.75
11	12	29.08	12	25	39.10	14	26	46.69	18	21	53.30
11	13	30.65	12	26	39.21	15	15	38.65	18	22	54.68
11	14	31.91	12	27	39.07	15	16	40.94	19	19	50.61
11	15	32.93	12	28	38.73	15	17	42.67	19	20	52.95
11	16	33.74	13	13	32.72	15	18	44.11	19	21	54.79
11	17	34.41	13	14	34.99	15	19	45.37	20	20	53.63

Table 2: The wall-crossing data for $\log \Omega(M, N, k)$ with $k = 4$ and $M + N \leq 40$. The plots for some of these data are shown in Figure 8.

References

- [1] D. Galakhov, P. Longhi, T. Mainiero, G. W. Moore, and A. Neitzke, “Wild Wall Crossing and BPS Giants,” *JHEP* **1311** (2013) 046, [arXiv:1305.5454 \[hep-th\]](#).

- [2] M. R. Douglas, B. Fiol, and C. Romelsberger, “Stability and BPS branes,” *JHEP* **0509** (2005) 006, [arXiv:hep-th/0002037](#) [hep-th].
- [3] M. R. Douglas, B. Fiol, and C. Romelsberger, “The Spectrum of BPS branes on a noncompact Calabi-Yau,” *JHEP* **0509** (2005) 057, [arXiv:hep-th/0003263](#) [hep-th].
- [4] B. Fiol and M. Marino, “BPS states and algebras from quivers,” *JHEP* **0007** (2000) 031, [arXiv:hep-th/0006189](#) [hep-th].
- [5] B. Fiol, “The BPS spectrum of N=2 SU(N) SYM and parton branes,” [arXiv:hep-th/0012079](#) [hep-th].
- [6] F. Denef, “Quantum quivers and Hall / hole halos,” *JHEP* **0210** (2002) 023, [arXiv:hep-th/0206072](#) [hep-th].
- [7] F. Denef and G. W. Moore, “Split states, entropy enigmas, holes and halos,” *JHEP* **1111** (2011) 129, [arXiv:hep-th/0702146](#) [HEP-TH].
- [8] M. Alim, S. Cecotti, C. Córdova, S. Espahbodi, A. Rastogi, *et al.*, “ $\mathcal{N} = 2$ quantum field theories and their BPS quivers,” *Adv.Theor.Math.Phys.* **18** (2014) 27–127, [arXiv:1112.3984](#) [hep-th].
- [9] J. Manschot, B. Pioline, and A. Sen, “From Black Holes to Quivers,” *JHEP* **1211** (2012) 023, [arXiv:1207.2230](#) [hep-th].
- [10] S. Cecotti and M. Del Zotto, “Half-Hypers and Quivers,” *JHEP* **1209** (2012) 135, [arXiv:1207.2275](#) [hep-th].
- [11] W.-y. Chuang, D.-E. Diaconescu, J. Manschot, G. W. Moore, and Y. Soibelman, “Geometric engineering of (framed) BPS states,” [arXiv:1301.3065](#) [hep-th].
- [12] C. Córdova and A. Neitzke, “Line Defects, Tropicalization, and Multi-Centered Quiver Quantum Mechanics,” *JHEP* **1409** (2014) 099, [arXiv:1308.6829](#) [hep-th].
- [13] M. Reineke, “The Harder-Narasimhan system in quantum groups and cohomology of quiver moduli,” *Inventiones Mathematicae* **152** (May, 2003) 349–368, [math/0204059](#).
- [14] M. Kontsevich and Y. Soibelman, “Stability structures, motivic Donaldson-Thomas invariants and cluster transformations,” [arXiv:0811.2435](#) [math.AG].
- [15] M. Gross and R. Pandharipande, “Quivers, curves, and the tropical vertex,” *Port. Math.* **67** no. 2, (2010) 211–259.

- [16] M. Reineke, “Cohomology of quiver moduli, functional equations, and integrality of Donaldson-Thomas type invariants,” *Compos. Math.* **147** no. 3, (2011) 943–964.
- [17] D. Galakhov, P. Longhi, and G. W. Moore, “Spectral Networks with Spin,” [arXiv:1408.0207 \[hep-th\]](#).
- [18] T. Weist, “Localization in quiver moduli spaces,” *Represent. Theory* **17** (2013) 382–425.
- [19] T. Weist, “On the Euler characteristic of Kronecker moduli spaces,” *J. Algebraic Combin.* **38** no. 3, (2013) 567–583.
- [20] C. Hwang, J. Kim, S. Kim, and J. Park, “General instanton counting and 5d SCFT,” [arXiv:1406.6793 \[hep-th\]](#).
- [21] C. Córdova and S.-H. Shao, “An Index Formula for Supersymmetric Quantum Mechanics,” [arXiv:1406.7853 \[hep-th\]](#).
- [22] K. Hori, H. Kim, and P. Yi, “Witten Index and Wall Crossing,” [arXiv:1407.2567 \[hep-th\]](#).
- [23] C. Córdova and S.-H. Shao, “Counting Trees in Supersymmetric Quantum Mechanics,” [arXiv:1502.08050 \[hep-th\]](#).
- [24] H. Kim, “Scaling Behaviour of Quiver Quantum Mechanics,” [arXiv:1503.02623 \[hep-th\]](#).
- [25] T. Weist, *Asymptotische Eulercharakteristik von Kroneckermodulräumen*. Diplomarbeit, Westfälische-Wilhelms-Universität Münster, 2005.
- [26] T. Mainiero, “Algebraicity and Asymptotics,” *To Appear* (2015) .
- [27] C. Córdova, “Regge Trajectories in $\mathcal{N} = 2$ Supersymmetric Yang-Mills Theory,” [arXiv:1502.02211 \[hep-th\]](#).
- [28] P. C. Argyres and M. R. Douglas, “New phenomena in SU(3) supersymmetric gauge theory,” *Nucl.Phys.* **B448** (1995) 93–126, [arXiv:hep-th/9505062 \[hep-th\]](#).
- [29] D. Gaiotto, G. W. Moore, and A. Neitzke, “Wall-crossing, Hitchin Systems, and the WKB Approximation,” [arXiv:0907.3987 \[hep-th\]](#).
- [30] M. Alim, S. Cecotti, C. Córdova, S. Espahbodi, A. Rastogi, *et al.*, “BPS Quivers and Spectra of Complete N=2 Quantum Field Theories,” *Commun.Math.Phys.* **323** (2013) 1185–1227, [arXiv:1109.4941 \[hep-th\]](#).

- [31] N. Seiberg and E. Witten, “Electric - magnetic duality, monopole condensation, and confinement in N=2 supersymmetric Yang-Mills theory,” *Nucl.Phys.* **B426** (1994) 19–52, arXiv:hep-th/9407087 [hep-th].
- [32] P. Gabriel, “Unzerlegbare Darstellungen. I,” *Manuscripta Math.* **6** (1972) 71–103; correction, *ibid.* **6** (1972), 309.
- [33] I. N. Bernšteĭn, I. M. Gel’fand, and V. A. Ponomarev, “Coxeter functors, and Gabriel’s theorem,” *Uspehi Mat. Nauk* **28** no. 2(170), (1973) 19–33.