

Hydrodynamic modeling of ^3He -Au collisions at $\sqrt{s_{NN}} = 200$ GeV

Piotr Bożek^a, Wojciech Broniowski^{b,c}

^aAGH University of Science and Technology, Faculty of Physics and Applied Computer Science, 30-059 Kraków, Poland

^bThe H. Niewodniczański Institute of Nuclear Physics, Polish Academy of Sciences, 31-342 Kraków, Poland

^cInstitute of Physics, Jan Kochanowski University, 25-406 Kielce, Poland

Abstract

Collective flow and femtoscopy in ultrarelativistic ^3He -Au collisions are investigated within the 3+1-dimensional (3+1D) viscous event-by-event hydrodynamics. We evaluate elliptic and triangular flow coefficients as functions of the transverse momentum. We find the typical long-range ridge structures in the two-particle correlations in the relative azimuth and pseudorapidity, in the pseudorapidity directions of both Au and ^3He . We also make predictions for the pionic interferometric radii, which decrease with the transverse momentum of the pion pair. All features found hint on collectivity of the dynamics of the system formed in ^3He -Au collisions, with hydrodynamics leading to quantitative agreement with the up-to-now released data.

Keywords: ultrarelativistic ^3He -Au collisions, event-by-event fluctuations, collective flow, femtoscopy

1. Introduction

The recent experimental [1–4] and theoretical [5–16] interest in ultrarelativistic heavy-light nuclear collisions originates from expectations that studies of such system may shed light on mechanisms governing the formation of long-range correlations, and thus reveal information on dynamics in the earliest phases of the reaction. A successful scenario for heavy-light collisions explored in this paper involves, exactly as in the well understood case of two heavy ion collisions, collective dynamics (hydrodynamics, transport models). Collectivity provides in a natural way the shape-flow transmutation: the deformation of the initial configuration (ellipticity, triangularity, etc.) is transformed event-by-event into harmonic flow at freeze-out. Moreover, the approximate translational symmetry on the initial transverse shape along the spatial rapidity direction leads to collimated flow, producing the famous ridge structures, i.e., azimuthal correlations between particles with a large pseudorapidity separation. Yet another vivid feature of collectivity is the mass ordering of various observables [11, 12] seen in proton-nucleus collisions [17].

The azimuthal deformation of the fireball in small systems is due to random fluctuations, as in p-Pb collisions, or to a combination of fluctuations and the intrinsic deformation of the small projectile, as in d-Au collisions, where the large intrinsic separation between the proton and neutron leads to large elliptic flow, predicted in [5] and verified experimentally in [4]. Moreover, collisions involving projectiles with an intrinsic *triangular deformation*, such

^3He -Au [13] or ^{12}C -Au [18], are particularly interesting, as they probe systems with nontrivial projectile geometry.

In this paper we analyze in detail the predictions of 3+1D viscous hydrodynamics of Ref. [19] for ^3He -Au collisions at $\sqrt{s_{NN}} = 200$ GeV, the reaction currently analyzed at RHIC. In a previous paper [20] we have proposed specific tests of collectivity, based on ratios of flow coefficients evaluated with 4- and 2-particle cumulants. In the present work we focus on other, more direct and immediately accessible aspects of the reaction, namely, on the elliptic and triangular flow coefficients, v_2 and v_3 , and the femtoscopic radii. We also explore the ridge formation, both on the ^3He -side and Au-side in the pseudorapidity direction. A comparison to preliminary flow data from the PHENIX Collaboration [21] indicates a successful description of the reaction within our approach. We also confirm the very recent findings of Romatschke [22] for the flow coefficients and the interferometric radii.

Throughout this paper we use the three-phase approach, consisting of 1) the Glauber [23] Monte Carlo simulations of the initial state with GLISSANDO [24], the intermediate 3+1D event-by-event viscous hydrodynamics [19], and the statistical hadronization at freeze-out simulated with THERMINATOR [25]. The three-nucleon configurations of the ^3He nucleus are taken from the Green's function Monte Carlo calculations [26] as provided in [27]. The initial entropy density of the fireball in the transverse plane follows from the mixed model [28, 29], incorporating the wounded nucleons and an admixture of binary collisions, with relative weight α . We use $\alpha = 0.125$ and $\sigma_{NN}^{\text{inel}} = 42$ mb with a Gaussian wounding profile. The entropy density is constructed as a sum of Gaussians in the transverse plane of width 0.4 fm, located at the posi-

Email addresses: Piotr.Bozek@fis.agh.edu.pl (Piotr Bożek), Wojciech.Broniowski@ifj.edu.pl (Wojciech Broniowski)

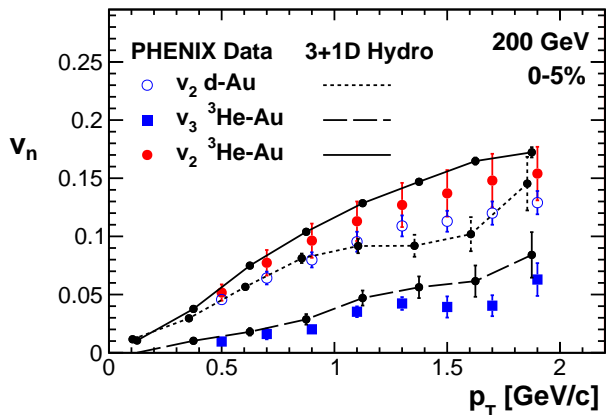


Figure 1: Elliptic and triangular flow coefficients of charged hadrons as functions of the transverse momentum, p_T , for $^3\text{He-Au}$ collisions: PHENIX preliminary data [21] (full circles and full squares, respectively) and hydrodynamic calculations (solid and long-dashed lines respectively), as well as elliptic flow coefficient for d-Au collisions: PHENIX data [32] (empty circles) and hydrodynamic calculations (dashed line).

tions of the wounded nucleons. The assumed longitudinal profile of the fireball along the space-time rapidity is different for the left- and right-going participant nucleons; we use an approximately linear ansatz for the dependence on the spacetime rapidity (see Ref. [30] for details), that fairly well describes the observed asymmetry of the rapidity spectra in d-Au collisions [31].

The centrality class $c = 0-5\%$ is selected approximately by using events with the number of wounded nucleons $N_w \geq 25$. The viscous hydrodynamic evolution is performed with shear viscosity $\eta/s = 0.08$ and bulk viscosity $\zeta/s = 0.04$ (for $T < 170$ MeV). The evolution starts at $\tau = 0.6$ fm/c, and ends at the freeze-out hypersurface with temperature of 150 MeV. The non-equilibrium corrections to the local momentum distributions at freeze-out are implemented in the THERMINATOR code. Our analysis is carried out with 500 hydrodynamic events, where on top of each we generate 5000 THERMINATOR events.

2. Flow coefficients and long range ridge correlations

We begin the presentation of our results with the elliptic and triangular flow coefficients, evaluated as functions of the transverse momentum, p_T , for all charged hadrons (Fig. 1). We evaluate the flow coefficients of charged hadrons with $|\eta| < 0.5$, using the scalar-product method [33, 34], with the reference particles taken from the Au-side bin, $3.1 < \eta < 3.9$ and $0.3 < p_\perp < 5.0$ GeV. We note large values of both coefficients, in approximate agreement with the preliminary results of the PHENIX Collaboration [21]. For comparison, we also show v_2 for d-Au collisions, which is somewhat smaller than in the $^3\text{He-Au}$ case and compatible with the data. We note that

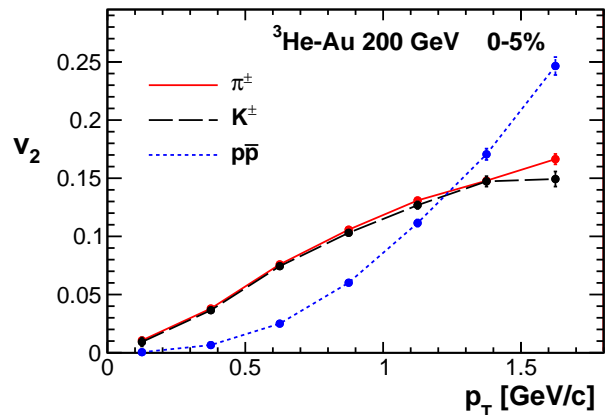


Figure 2: Elliptic flow coefficient for charged pions, kaons, and protons+antiprotons (solid, long-dashed, and dashed lines respectively) from the 3+1D hydrodynamic calculations, plotted as functions of the transverse momentum p_T .

a larger value of v_2 in $^3\text{He-Au}$ collisions is expected from the large initial ellipticity of the fireball [20].

In Fig. 2 we show the mass hierarchy of $v_2(p_T)$, plotting it for charged pions, kaons, and protons+antiprotons. The behavior is typical for hydrodynamics, with the $p+\bar{p}$ case significantly lower than pions or kaons at low p_T , and higher above $p_T \simeq 1.2$ GeV.

A very vivid manifestation of collectivity is made with the help of the two-particle correlation functions, defined in the standard way as

$$C(\Delta\eta, \Delta\phi) = \frac{S(\Delta\eta, \Delta\phi)}{B(\Delta\eta, \Delta\phi)},$$

$$C(\Delta\phi) = \frac{\int d\Delta\eta S(\Delta\eta, \Delta\phi)}{\int d\Delta\eta B(\Delta\eta, \Delta\phi)}, \quad (1)$$

where the signal S is constructed by histogramming the pairs of particles with the relative pseudorapidity $\Delta\eta$ and the relative azimuth $\Delta\phi$, while the background B is the analogous quantity evaluated with the mixed events. The kinematic cuts for the two particles correspond to the PHENIX experiment: $|\eta_{\text{trig}}| < 0.35$, $1 \text{ GeV} < p_{T,\text{trig}} < 3 \text{ GeV}$, and $-3.7 < \eta_{\text{assoc}} < -3.1$ or $3.1 < \eta_{\text{assoc}} < 3.9$ for the Au-side and ^3He -side, respectively. The result of our model simulation for $C(\Delta\eta, \Delta\phi)$ are shown in Fig. 3. We note the clear appearance of the near- and away-side ridges.

The result of the projected correlation function $C(\Delta\phi)$, as well as the PHENIX preliminary data [21], are shown in Fig. 4. Again, we note clearly the emergence of the ridge structure, both in the Au-side and in the ^3He -side, in fair agreement with the data. We remark that since the kinematic cuts are rather narrow, limiting the number of the observed hadrons, it is quite challenging to accumulate enough statistics in the hydrodynamic simulation to have statistically significant results. Qualitatively similar results have been obtained in the AMPT model [35].

We note that the precise results for $C(\Delta\phi)$ are sensitive

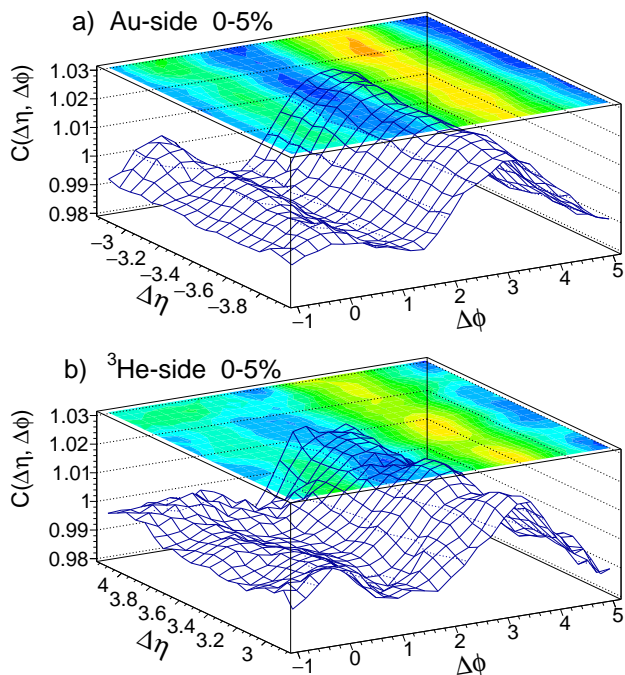


Figure 3: The two-particle correlation function $C(\Delta\eta, \Delta\phi)$ for a) Au-side and b) ^3He -side. The near- and away-side ridges are clearly visible. The surface has been smoothed for better visibility. The kinematic cuts are specified in the text.

to the kinematic cuts mimicking the detector acceptance and efficiency. Here we have used $p_{T,\text{assoc}} > 0.1$ GeV. A higher p_T cut would lead to stronger flow, and, consequently, to a higher ridge amplitude. If better accuracy is desired, Monte Carlo simulations should carefully incorporate the response of the detectors.

In our THERMINATOR simulations we have incorporated approximately the transverse momentum conservation, which is crucial for the reproduction of the features of the correlation functions. We have used a procedure which accepts only those events where the total transverse momentum is sufficiently small. We have verified that limiting the acceptance window to $|\sum_i p_{T,i}| < 5$ GeV is enough, which corresponds to accepting only about 10% of all events [7]. The momentum conservation builds up the strength of the away-side ridge, while the near-side ridge comes predominantly as a combination of the second and third harmonic flow components in the correlation function. It is interesting to note that the observed near-side ridge structure for ^3He -side rapidities can be explained as an effect of the hydrodynamic expansion of the fireball; the collective expansion correlates particles at forward and backward rapidities with the event-plane defined by the geometry of the fireball.

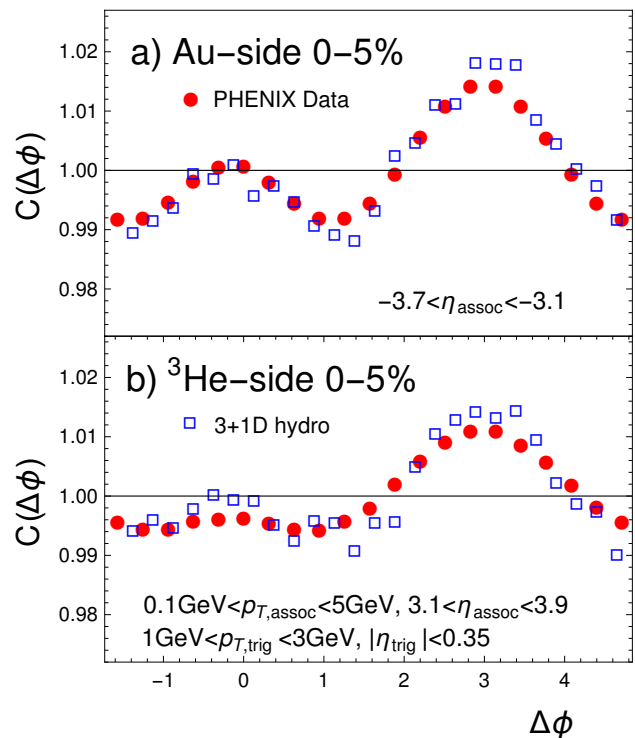


Figure 4: The two-particle correlation function $C(\Delta\phi)$ for a) Au-side and b) ^3He -side. The ridge structure is clearly visible for both cases in the data and in the model. The model (empty squares) uses the same kinematic cuts as the PHENIX experiment. The preliminary data (filled dots) come from Ref. [21].

3. Interferometric radii

To obtain the Hanbury Brown-Twiss pionic correlation radii, we use the two-particle method [37] to evaluate the three dimensional correlation function in the relative pion momentum ($q_{\text{out}}, q_{\text{side}}, q_{\text{long}}$). For each given bin of average transverse momentum of the pair, k_{\perp} , we construct histograms of the correlated and mixed pairs from THERMINATOR events [25]. The correlation function, evaluated as a ratio of these histograms, is fitted with Gaussians,

$$C(q, k_{\perp}) = 1 + \lambda e^{-R_{\text{out}}^2 q_{\text{out}}^2 - R_{\text{side}}^2 q_{\text{side}}^2 - R_{\text{long}}^2 q_{\text{long}}^2 - 2R_{\text{out-long}}^2 q_{\text{out}} q_{\text{long}}}. \quad (2)$$

The additional mixed term involving $q_{\text{out}} q_{\text{long}}$ appears for asymmetric collisions [38]; including or dropping this term does not change the fitted values of the radii R_{out} , R_{side} , and R_{long} . Figure 5 presents our results, with stars indicating the ^3He -Au system. We note that the radii fall down with k_{\perp} , as expected from the presence of flow. The fall-off is very fast for the small parameter $R_{\text{out-long}}^2$.

The k_{\perp} dependence of the interferometric radii in central d-Au collisions (open circles in Fig. 5) is similar as for ^3He -Au, and is in reasonable agreement with the PHENIX data [36]. The ^3He -Au radii are, as expected, somewhat larger than for the d-Au case. We note that the ratio of the

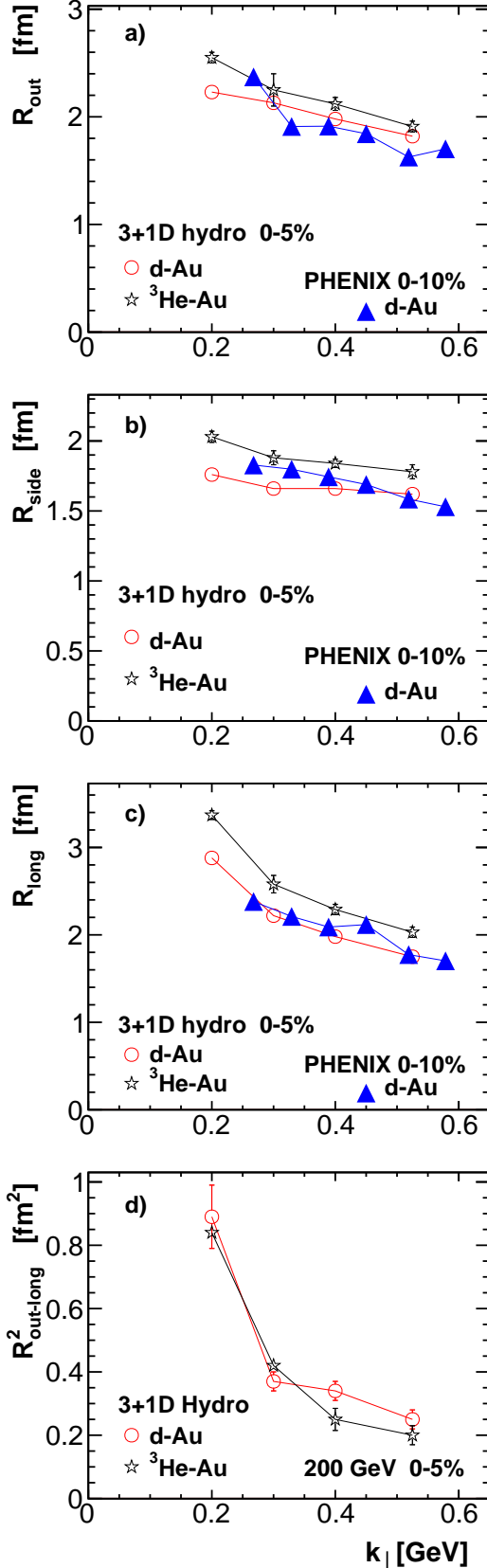


Figure 5: Pionic interferometric radii R_{out} , R_{side} , R_{long} , and $R_{\text{out-long}}^2$ (panels a) through d), respectively, plotted as functions of the average pion pair momentum for $^3\text{He-Au}$ (stars) and d-Au (circles) collisions. The triangles denote the experimental results of the PHENIX collaboration for the d-Au system [36].

rms radii of ^3He and d is 1.14, similar to the corresponding ratio for the R_{side} radii.

4. Conclusion

We reiterate our main results:

1. The transverse-momentum dependent elliptic and triangular flow coefficients, $v_2(p_T)$ and $v_3(p_T)$, are in the preliminary data of the PHENIX collaboration [21].
2. The characteristic ridge structure is found, consistent with the data [21], both along the Au and the ^3He sides.
3. We have made predictions for the particle-identified elliptic flow coefficient $v_2(p_T)$, showing the expected mass ordering.
4. We have evaluated the Hanbury-Brown Twiss interferometric radii for pion pairs, which are somewhat larger than in the d-Au system. They decrease with the transverse momentum of the pair.

All above features are consistent with the collective interpretation of the fireball dynamics formed in ultrarelativistic nuclear collisions, indicating that evolution at all rapidities is driven by the same universal mechanism, determined by the elliptic and triangular deformation of the initial fireball, supplemented with fluctuations.

Research supported by the Polish Ministry of Science and Higher Education (MNiSW), by the National Science Center grants DEC-2012/05/B/ST2/02528 and DEC-2012/06/A/ST2/00390, as well as by PL-Grid Infrastructure.

References

- [1] S. Chatrchyan, et al. (CMS Collaboration), Phys. Lett. B718 (2013) 795. arXiv:1210.5482.
- [2] B. Abelev, et al. (ALICE Collaboration), Phys. Lett. B719 (2013) 29. doi:10.1016/j.physletb.2013.01.012. arXiv:1212.2001.
- [3] G. Aad, et al. (ATLAS Collaboration), Phys. Rev. Lett. 110 (2013) 182302. doi:10.1103/PhysRevLett.110.182302. arXiv:1212.5198.
- [4] A. Adare, et al. (PHENIX Collaboration), Phys. Rev. Lett. 111 (2013) 212301. doi:10.1103/PhysRevLett.111.212301. arXiv:1303.1794.
- [5] P. Bożek, Phys. Rev. C85 (2012) 014911. arXiv:1112.0915.
- [6] K. Dusling, R. Venugopalan, Phys. Rev. D 87 (2013) 054014. doi:10.1103/PhysRevD.87.054014. arXiv:1211.3701.
- [7] P. Bożek, W. Broniowski, Phys. Lett. B718 (2013) 1557. arXiv:1211.0845.
- [8] G.-Y. Qin, B. Müller, Phys. Rev. C89 (2014) 044902. doi:10.1103/PhysRevC.89.044902. arXiv:1306.3439.
- [9] E. Shuryak, I. Zahed, Phys. Rev. C88 (2013) 044915. doi:10.1103/PhysRevC.88.044915. arXiv:1301.4470.
- [10] A. Bzdak, B. Schenke, P. Tribedy, R. Venugopalan, Phys. Rev. C87 (2013) 064906. doi:10.1103/PhysRevC.87.064906. arXiv:1304.3403.

- [11] P. Bożek, W. Broniowski, G. Torrieri, Phys. Rev. Lett. 111 (2013) 172303. doi:10.1103/PhysRevLett.111.172303. arXiv:1307.5060.
- [12] K. Werner, M. Bleicher, B. Guiot, I. Karpenko, T. Pierog, Phys. Rev. Lett. 112 (2014) 232301. doi:10.1103/PhysRevLett.112.232301. arXiv:1307.4379.
- [13] J. Nagle, A. Adare, S. Beckman, T. Koblesky, J. O. Koop, et al., Phys.Rev.Lett. 113 (2014) 112301. doi:10.1103/PhysRevLett.113.112301. arXiv:1312.4565.
- [14] I. Kozlov, M. Luzum, G. Denicol, S. Jeon, C. Gale (2014). arXiv:1405.3976.
- [15] A. Dumitru, L. McLerran, V. Skokov (2014). arXiv:1410.4844.
- [16] A. Bzdak, G.-L. Ma, Phys.Rev.Lett. 113 (2014) 252301. doi:10.1103/PhysRevLett.113.252301. arXiv:1406.2804.
- [17] B. B. Abelev, et al. (ALICE Collaboration) (2013). arXiv:1307.1094.
- [18] W. Broniowski, E. R. Arriola, Phys. Rev. Lett. 112 (2014) 112501. doi:10.1103/PhysRevLett.112.112501. arXiv:1312.0289.
- [19] P. Bożek, Phys. Rev. C85 (2012) 034901. doi:10.1103/PhysRevC.85.034901. arXiv:1110.6742.
- [20] P. Bożek, W. Broniowski, Phys.Lett. B739 (2014) 308–312. doi:10.1016/j.physletb.2014.11.006. arXiv:1409.2160.
- [21] S. Huang (PHENIX Collaboration), talk given at the Workshop on Initial Stages of High Energy Nuclear Collisions, Napa, CA, December 3-7 (2014).
- [22] P. Romatschke (2015). arXiv:1502.04745.
- [23] W. Czyż, L. C. Maximon, Annals Phys. 52 (1969) 59–121. doi:10.1016/0003-4916(69)90321-2.
- [24] M. Rybczyński, G. Stefanek, W. Broniowski, P. Bożek, Comput. Phys. Commun. 185 (2014) 1759. doi:10.1016/j.cpc.2014.02.016. arXiv:1310.5475.
- [25] M. Chojnacki, A. Kisiel, W. Florkowski, W. Broniowski, Comput. Phys. Commun. 183 (2012) 746. doi:10.1016/j.cpc.2011.11.018. arXiv:1102.0273.
- [26] J. Carlson, R. Schiavilla, Rev. Mod. Phys. 70 (1998) 743. doi:10.1103/RevModPhys.70.743.
- [27] C. Loizides, J. Nagle, P. Steinberg (2014). arXiv:1408.2549.
- [28] D. Kharzeev, M. Nardi, Phys. Lett. B507 (2001) 121–128. doi:10.1016/S0370-2693(01)00457-9. arXiv:nucl-th/0012025.
- [29] B. B. Back, et al. (PHOBOS), Phys. Rev. C65 (2002) 031901. arXiv:nucl-ex/0105011.
- [30] P. Bożek, I. Wyskiel, Phys. Rev. C81 (2010) 054902. doi:10.1103/PhysRevC.81.054902. arXiv:1002.4999.
- [31] A. Białas, W. Czyż, Acta Phys. Polon. B36 (2005) 905. arXiv:hep-ph/0410265.
- [32] A. Adare, et al. (PHENIX Collaboration) (2014). arXiv:1404.7461.
- [33] C. Adler, et al. (STAR Collaboration), Phys. Rev. C66 (2002) 034904. doi:10.1103/PhysRevC.66.034904. arXiv:nucl-ex/0206001.
- [34] M. Luzum, J.-Y. Ollitrault, Phys. Rev. C87 (2013) 044907. doi:10.1103/PhysRevC.87.044907. arXiv:1209.2323.
- [35] J. D. O. Koop, A. Adare, D. McGlinchey, J. Nagle (2015). arXiv:1501.06880.
- [36] A. Adare, et al. (PHENIX Collaboration) (2014). arXiv:1404.5291.
- [37] A. Kisiel, W. Florkowski, W. Broniowski, J. Pluta, Phys. Rev. C73 (2006) 064902. doi:10.1103/PhysRevC.73.064902. arXiv:nucl-th/0602039.
- [38] P. Bożek, Phys.Rev. C90 (2014) 064913. doi:10.1103/PhysRevC.90.064913. arXiv:1408.1264.