

A new characterization of canal surfaces with parallel transport frame in Euclidean space \mathbb{E}^4

İlim KİŞİ, Günay ÖZTÜRK

Department of Mathematics, Kocaeli University, Kocaeli, Turkey
 ilim.ayvaz@kocaeli.edu.tr, ogunay@kocaeli.edu.tr

Kadri ARSLAN

Department of Mathematics, Uludağ University, Bursa, Turkey
 arslan@uludag.edu.tr

October 17, 2018

Abstract

In this study, we consider canal surfaces according to parallel transport frame in Euclidean space \mathbb{E}^4 . The curvature properties of these surfaces are investigated with respect to k_1 , k_2 and k_3 which are principal curvature functions according to parallel transport frame. We also give an example of canal surfaces in \mathbb{E}^4 . Further, we point out that if spine curve γ is a straight line, then M is a Weingarten canal surface and also M is a linear Weingarten tube surface. Finally, the visualization of the projections of canal surfaces in \mathbb{E}^3 are shown.

Keywords: Parallel transport frame, Gaussian curvature, mean curvature

Classification: [2010] Primary 53C40; Secondary 53C42

1 Introduction

Given a space curve $\gamma(u)$ called spine curve, a canal surface associated to this curve is defined as a surface swept by a family of spheres of varying radius $r(u)$. If $r(u)$ is constant, the canal surface is called a tube or a pipe surface.

The canal surface can be thought out as a generalization of the classical concept of an offset of a plane curve. In [6] and [7], the analysis and algebraic features of offset curves are discussed thoroughly. In [4], do Carmo gives some geometrical properties of tube surfaces and by means of these surfaces proves two very important theorems in differential geometry related to the total curvature of space curves, named as Fenchel's theorem and the Fary-Milnor theorem.

Apart from being used in pure mathematics, canal surfaces are widely used in many areas especially in CAGD, e.g. construction of blending surfaces, i.e. canal surface with a rational radius, shape reconstruction or robotic path planning

(see, [5], [12], [14]). Greater part of the studies on canal surfaces within the CAGD context is related to the search of canal surfaces with rational spine curve and rational radius function. Canal surfaces are also useful in visualising long thin objects such as poles, 3D fonts, brass instruments or internal organs of the body in solid/surface modeling and CG/CAD.

Tori, Dupin cyclids in [13] and tube surfaces in [10] are the special types of the canal surfaces.

Given a surface M in Euclidean space \mathbb{E}^4 and its two principal curvatures k_1 and k_2 , M is a Weingarten surface under the condition that there is a smooth relation $U(k_1, k_2) = 0$. If K and H denote respectively the Gaussian curvature and the mean curvature of M , $U(k_1, k_2) = 0$ refers that $\Phi(K, H) = 0$ which is equivalent to the vanishing of the corresponding Jacobian determinant, i.e. $\left| \frac{\partial(K, H)}{\partial(u, v)} \right| = 0$. Also, if the surface satisfies a linear equation with respect to K and H , that is, $aK + bH = c$; $a, b, c \in \mathbb{R}$, $((a, b, c) \neq (0, 0, 0))$, then it is called as a linear Weingarten surface [11].

Frenet-Serret frame gives way to the study of curves in classical differential geometry in Euclidean space. However, the Frenet frame cannot be constructed at the points in which curvature vanishes. Hence, an alternative frame is needed. In [1], Bishop defined a new frame for a curve and called it Bishop frame, which is well defined even if the curve's second derivative in 3-dimensional Euclidean space vanishes. In [1, 9] the advantages of the Bishop frame and the comparison of Bishop frame with the Frenet frame in Euclidean 3-space were given. Euclidean 4-space \mathbb{E}^4 has the same problem as Euclidean 3-space. That is, one of the $i - th$ ($1 < i < 4$) derivatives of the curve may be zero.

In [8] using the similar idea authors considered such curves and construct an alternative frame. They gave parallel transport frame of a curve and introduced the relations between the frame and Frenet frame of the curve in 4-dimensional Euclidean space \mathbb{E}^4 . They generalized the notion which is well known in Euclidean 3-space for 4-dimensional Euclidean space \mathbb{E}^4 .

In [3] authors considered canal surfaces imbedded in an Euclidean space of four dimensions. They investigated the curvature properties of these surface with respect to the variation of the normal vectors and curvature ellipse. They also gave some special examples of canal surfaces in \mathbb{E}^4 . Further, they gave necessary and sufficient condition for canal surfaces in \mathbb{E}^4 to become superconformal.

In the present study, we consider canal surfaces imbedded in Euclidean 4-space \mathbb{E}^4 with the spine curve γ given with parallel transport frame in \mathbb{E}^4 .

This paper is organized as follows: Section 2 gives some basic concepts of the Frenet frame and parallel transport frame of a curve in \mathbb{E}^4 . Also this section provides some basic properties of canal surfaces in \mathbb{E}^4 and the structure of their curvatures. Section 3 tells about the canal surfaces and some curvature conditions of these types of surfaces in \mathbb{E}^4 according to parallel transport frame. In section 4, the visualization of canal surfaces are presented. All the figures in this paper were generated via the Maple programme.

2 Basic Concepts

Let $\gamma = \gamma(s) : I \rightarrow \mathbb{E}^4$ be a unit speed curve in the Euclidean space \mathbb{E}^4 , where I is interval in \mathbb{R} . Then the derivatives of the Frenet frame vectors of γ (Frenet-Serret formula) are as follows;

$$\begin{bmatrix} T' \\ N' \\ B_1' \\ B_2' \end{bmatrix} = \begin{bmatrix} 0 & \kappa & 0 & 0 \\ -\kappa & 0 & \tau & 0 \\ 0 & -\tau & 0 & \sigma \\ 0 & 0 & -\sigma & 0 \end{bmatrix} \begin{bmatrix} T \\ N \\ B_1 \\ B_2 \end{bmatrix},$$

where $\{T, N, B_1, B_2\}$ is the Frenet frame of γ , and κ , τ and σ are principal curvature functions according to Frenet frame of the curve γ , respectively.

In [8], authors used the tangent vector $T(s)$ and three relatively parallel vector fields $M_1(s)$, $M_2(s)$, and $M_3(s)$ to construct an alternative frame. They called this frame a parallel transport frame along the curve γ . Then, they gave the following theorem for a parallel transport frame.

Theorem 1 [8] *Let $\{T, N, B_1, B_2\}$ be the Frenet frame and $\{T, M_1, M_2, M_3\}$ the parallel transport frame along a unit speed curve $\gamma = \gamma(s) : I \rightarrow \mathbb{E}^4$. The relation between these frames may be expressed as*

$$\begin{aligned} T &= T(s) \\ N &= \cos \theta(s) \cos \psi(s) M_1 + (-\cos \phi(s) \sin \psi(s) + \sin \phi(s) \sin \theta(s) \cos \psi(s)) M_2 \\ &\quad + (\sin \phi(s) \sin \psi(s) + \cos \phi(s) \sin \theta(s) \cos \psi(s)) M_3 \\ B_1 &= \cos \theta(s) \sin \psi(s) M_1 + (\cos \phi(s) \cos \psi(s) + \sin \phi(s) \sin \theta(s) \sin \psi(s)) M_2 \\ &\quad + (-\sin \phi(s) \cos \psi(s) + \cos \phi(s) \sin \theta(s) \sin \psi(s)) M_3 \\ B_2 &= -\sin \theta(s) M_1 + \sin \phi(s) \cos \theta(s) M_2 + \cos \phi(s) \cos \theta(s) M_3, \end{aligned}$$

where θ , ψ and ϕ are the Euler angles. Then the alternative parallel frame equations are

$$\begin{bmatrix} T' \\ M_1' \\ M_2' \\ M_3' \end{bmatrix} = \begin{bmatrix} 0 & k_1 & k_2 & k_3 \\ -k_1 & 0 & 0 & 0 \\ -k_2 & 0 & 0 & 0 \\ -k_3 & 0 & 0 & 0 \end{bmatrix} \begin{bmatrix} T \\ M_1 \\ M_2 \\ M_3 \end{bmatrix}, \quad (1)$$

where k_1 , k_2 and k_3 are principal curvature functions according to parallel transport frame of the curve γ and their expressions are as follows:

$$\begin{aligned} k_1 &= \kappa \cos \theta \cos \psi, \\ k_2 &= \kappa (-\cos \phi \sin \psi + \sin \phi \sin \theta \cos \psi), \\ k_3 &= \kappa (\sin \phi \sin \psi + \cos \phi \sin \theta \cos \psi), \end{aligned}$$

where $\theta' = \frac{\sigma}{\sqrt{\kappa^2 + \tau^2}}$, $\psi' = -\tau - \sigma \frac{\sqrt{\sigma^2 - \theta'^2}}{\sqrt{\kappa^2 + \tau^2}}$, $\phi' = -\frac{\sqrt{\sigma^2 - \theta'^2}}{\cos \theta}$ and the following

equalities

$$\begin{aligned}\kappa &= \sqrt{k_1^2 + k_2^2 + k_3^2}, \\ \tau &= -\psi' + \phi' \sin \theta, \\ \sigma &= \frac{\phi'}{\sin \psi}, \\ \phi' \cos \theta + \theta' \cot \psi &= 0\end{aligned}$$

are hold.

Let M be a regular surface in \mathbb{E}^4 given with the parametrization $X(u, v) : (u, v) \in D \subset \mathbb{E}^2$. The tangent space of M at an arbitrary point $p = X(u, v)$ is spanned by the vectors X_u and X_v . The coefficients of the first fundamental form of M are computed by

$$E = \langle X_u, X_u \rangle, F = \langle X_u, X_v \rangle, G = \langle X_v, X_v \rangle, \quad (2)$$

where $\langle \cdot, \cdot \rangle$ is the Euclidean inner product. We assume that $W^2 = EG - F^2 \neq 0$, i.e. the surface patch $X(u, v)$ is regular.

For each p in M , consider the decomposition $T_p \mathbb{E}^4 = T_p M \oplus T_p^\perp M$ where $T_p^\perp M$ is the orthogonal component of $T_p M$ in \mathbb{E}^4 . Let $\tilde{\nabla}$ be the Riemannian connection of \mathbb{E}^4 .

The induced Riemannian connection on M for any given local vector fields X_1, X_2 tangent to M , is defined by

$$\nabla_{X_1} X_2 = (\tilde{\nabla}_{X_1} X_2)^T, \quad (3)$$

where T represents the tangential component.

Let $\chi(M)$ and $\chi^\perp(M)$ be the spaces of the smooth vector fields tangent to M and normal to M , respectively. The second fundamental map is defined as follows:

$$\begin{aligned}h &: \chi(M) \times \chi(M) \rightarrow \chi^\perp(M) \\ h(X_i, X_j) &= \tilde{\nabla}_{X_i} X_j - \nabla_{X_i} X_j \quad 1 \leq i, j \leq 2.\end{aligned} \quad (4)$$

This map is well-defined, symmetric and bilinear.

Proposition 2 [2] *Let $M \subset E^4$ be a surface in \mathbb{E}^4 given with the parametrization $X(u, v)$. If the coefficient of the first fundamental form $F = 0$, the second fundamental forms of M becomes*

$$\begin{aligned}h(X_u, X_u) &= X_{uu} - \frac{1}{E} \langle X_{uu}, X_u \rangle X_u + \frac{1}{G} \langle X_{uv}, X_u \rangle X_v, \\ h(X_u, X_v) &= X_{uv} - \frac{1}{E} \langle X_{uv}, X_u \rangle X_u - \frac{1}{G} \langle X_{uv}, X_v \rangle X_v, \\ h(X_v, X_v) &= X_{vv} + \frac{1}{E} \langle X_{uv}, X_v \rangle X_u - \frac{1}{G} \langle X_{vv}, X_v \rangle X_v.\end{aligned} \quad (5)$$

Proposition 3 [2] *Let $M \subset E^4$ be a surface in \mathbb{E}^4 given with the parametrization $X(u, v)$. Then for the basis $\{X_u, X_v\}$ of $T_p M$, the Gaussian curvature and the mean curvature vector of M are defined as follows respectively,*

$$K = \frac{1}{W^2} (\langle h(X_u, X_u), h(X_v, X_v) \rangle - \langle h(X_u, X_v), h(X_u, X_v) \rangle) \quad (6)$$

and

$$\vec{H} = \frac{1}{2W^2} (Eh(X_v, X_v) - 2Fh(X_u, X_v) + Gh(X_u, X_u)), \quad (7)$$

where $W^2 = EG - F^2$.

3 Canal Surfaces According to Parallel Transport Frame in \mathbb{E}^4

Let $\gamma(u) = (\gamma_1(u), \gamma_2(u), \gamma_3(u), \gamma_4(u)) \subset \mathbb{E}^4$ be a curve parametrized by arclength. The canal surface according to parallel transport frame has the following parametrization:

$$M : X(u, v) = \gamma(u) + r(u) (M_2(u) \cos v + M_3(u) \sin v), \quad (8)$$

where $r(u)$ is a differentiable function and $\{T, M_1, M_2, M_3\}$ is parallel transport frame of the curve γ in \mathbb{E}^4 .

Example 4 *Consider the unit speed curve $\gamma(u) = (a \cos cu, a \sin cu, b \cos du, b \sin du)$ in \mathbb{E}^4 , where $a^2 c^2 + b^2 d^2 = 1$. Then the canal surface associated to the spine curve γ in \mathbb{E}^4 has the following parametrization*

$$\begin{aligned} X(u, v) = & \left(a \cos cu + \frac{r(u)}{4\kappa} \left\{ \begin{array}{l} (ac^2 \cos cu + \sqrt{3}\kappa bd \sin cu - 2\sqrt{3}bd^2 \cos cu) \cos v \\ + (-\sqrt{3}ac^2 \cos cu - 3\kappa bd \sin cu - 2bd^2 \cos cu) \sin v \end{array} \right\}, \right. \\ & a \sin cu + \frac{r(u)}{4\kappa} \left\{ \begin{array}{l} (ac^2 \sin cu - \sqrt{3}\kappa bd \cos cu - 2\sqrt{3}bd^2 \sin cu) \cos v \\ + (-\sqrt{3}ac^2 \sin cu + 3\kappa bd \cos cu - 2bd^2 \sin cu) \sin v \end{array} \right\}, \\ & b \cos du + \frac{r(u)}{4\kappa} \left\{ \begin{array}{l} (bd^2 \cos du - \sqrt{3}\kappa ac \sin du + 2\sqrt{3}ac^2 \cos du) \cos v \\ + (-\sqrt{3}bd^2 \cos du + 3\kappa ac \sin du + 2ac^2 \cos du) \sin v \end{array} \right\}, \\ & \left. b \sin du + \frac{r(u)}{4\kappa} \left\{ \begin{array}{l} (bd^2 \sin du + \sqrt{3}\kappa ac \cos du + 2\sqrt{3}ac^2 \sin du) \cos v \\ + (-\sqrt{3}bd^2 \sin du - 3\kappa ac \cos du + 2ac^2 \sin du) \sin v \end{array} \right\} \right), \end{aligned}$$

where $\kappa = \sqrt{k_1^2 + k_2^2 + k_3^2}$, $0 \leq u \leq 2\pi$, a, b, c, d are real constants and $c, d > 0$.

Proposition 5 *Let M be a canal surface in \mathbb{E}^4 according to parallel transport frame given with the parametrization in (8). Then the Gaussian curvature of M at point p is*

$$K = \frac{1}{r^2 (f^2 + r'^2)^2} (f^4 - f^3 - fr(fr'' - gr') - f_v^2 r'^2). \quad (9)$$

Proof. Consider the parametrization (8). The partial derivatives of $X(u, v)$, which spans the tangent space of M , are expressed as

$$\begin{aligned} X_u &= fT + r' \cos v M_2 + r' \sin v M_3, \\ X_v &= -r \sin v M_2 + r \cos v M_3, \end{aligned} \quad (10)$$

where $f = f(u, v) = 1 - k_2 r \cos v - k_3 r \sin v$. Thus, the coefficients of the first fundamental form become

$$\begin{aligned} E &= \langle X_u, X_u \rangle = f^2 + r'^2, \\ F &= \langle X_u, X_v \rangle = 0, \\ G &= \langle X_v, X_v \rangle = r^2. \end{aligned} \quad (11)$$

The second partial derivatives of $X(u, v)$ are expressed as follows:

$$\begin{aligned} X_{uu} &= gT + f k_1 M_1 + (f k_2 + r'' \cos v) M_2 + (f k_3 + r'' \sin v) M_3, \\ X_{uv} &= f_v T - r' \sin v M_2 + r' \cos v M_3, \\ X_{vv} &= -r \cos v M_2 - r \sin v M_3, \end{aligned} \quad (12)$$

where $g = g(u, v) = f_u - k_2 r' \cos v - k_3 r' \sin v$. Hence, from the equations (10) and (12), we get

$$\begin{aligned} \langle X_{uu}, X_u \rangle &= f f_u + r' r'', \\ \langle X_{uv}, X_u \rangle &= f f_v, \\ \langle X_{uv}, X_v \rangle &= r r', \\ \langle X_{vv}, X_v \rangle &= 0. \end{aligned} \quad (13)$$

Further, by the use of equations (10), (11) and (13), the second fundamental forms of M become

$$\begin{aligned} h(X_u, X_u) &= \frac{1}{r(f^2 + r'^2)} (f^2 r'(f-1) - r r' (f r'' - g r')) T \\ &\quad + f k_1 M_1 \\ &\quad + \frac{f \cos v}{r(f^2 + r'^2)} (f^2 - f^3 + r(f r'' - g r')) M_2 \\ &\quad + \frac{f \sin v}{r(f^2 + r'^2)} (f^2 - f^3 + r(f r'' - g r')) M_3, \end{aligned} \quad (14)$$

$$h(X_u, X_v) = \frac{f_v r'}{f^2 + r'^2} (r' T - f \cos v M_2 - f \sin v M_3), \quad (15)$$

$$h(X_v, X_v) = \frac{f r}{f^2 + r'^2} (r' T - f \cos v M_2 - f \sin v M_3), \quad (16)$$

where $W^2 = EG - F^2 = r^2 (f^2 + r'^2) \neq 0$. From the equations (14)-(16) we get the result. ■

As a consequence of (9) we obtain the following result;

Corollary 6 *Let M be a tube surface with constant $r = r(u)$. Then the Gaussian curvature of M becomes*

$$K = -\frac{k_2 \cos v + k_3 \sin v}{fr} = \frac{f-1}{fr^2}. \quad (17)$$

Proposition 7 *Let M be a canal surface in \mathbb{E}^4 according to parallel transport frame given with the parametrization in (8). If γ is a straight line, then the Gaussian curvature of M at point p is*

$$K = -\frac{r''}{r(1+r'^2)^2}. \quad (18)$$

Proof. Let γ be a straight line, then the equations of parallel transport frame of γ become

$$\begin{aligned} \gamma'(u) &= T(u), \\ T'(u) &= 0, \\ M_1'(u) &= 0, \\ M_2'(u) &= 0, \\ M_3'(u) &= 0. \end{aligned}$$

Further, the tangent space of M at an arbitrary point $p = X(u, v)$ of M is spanned by

$$\begin{aligned} X_u &= T + r' \cos v M_2 + r' \sin v M_3, \\ X_v &= -r \sin v M_2 + r \cos v M_3. \end{aligned} \quad (19)$$

Hence the coefficients of first fundamental form become

$$\begin{aligned} E &= \langle X_u, X_u \rangle = 1 + r'^2, \\ F &= \langle X_u, X_v \rangle = 0, \\ G &= \langle X_v, X_v \rangle = r^2. \end{aligned} \quad (20)$$

The second partial derivatives of $X(u, v)$ are expressed as follows:

$$\begin{aligned} X_{uu} &= r'' \cos v M_2 + r'' \sin v M_3, \\ X_{uv} &= -r' \sin v M_2 + r' \cos v M_3, \\ X_{vv} &= -r \cos v M_2 - r \sin v M_3. \end{aligned} \quad (21)$$

Thus from the equations (19) and (21), we get

$$\begin{aligned} \langle X_{uu}, X_u \rangle &= r' r'', \\ \langle X_{uv}, X_u \rangle &= 0, \\ \langle X_{uv}, X_v \rangle &= r r', \\ \langle X_{vv}, X_v \rangle &= 0. \end{aligned}$$

Considering the equations (19), (20) and (21), we obtain the second fundamental forms of M as follows:

$$\begin{aligned} h(X_u, X_u) &= -\frac{r''}{1+r'^2} (r'T - \cos v M_2 - \sin v M_3), \\ h(X_u, X_v) &= 0, \\ h(X_v, X_v) &= \frac{r}{1+r'^2} (r'T - \cos v M_2 - \sin v M_3), \end{aligned} \quad (22)$$

where $W^2 = EG - F^2 = r^2(1+r'^2) \neq 0$. Hence from the equations (22), we get the result. ■

Proposition 8 *Let M be a canal surface according to parallel transport frame given with the parametrization (8) in \mathbb{E}^4 . When γ is a straight line, the surface M is a flat surface if and only if r is a linear function of the form $r(u) = au + b$ for some real constants a, b .*

Proposition 9 *Let M be a canal surface in \mathbb{E}^4 according to parallel transport frame given with the parametrization in (8). Then the mean curvature vector of M at point p is*

$$\begin{aligned} \vec{H} &= \frac{1}{2r(f^2+r'^2)^2} \left\{ \left(fr'(f^2+r'^2) - rr'(fr''-gr') - f^2r'(1-f) \right) T \right. \\ &\quad + frk_1(f^2+r'^2) M_1 \\ &\quad + \left(-f^2 \cos v (f^2+r'^2) + f^3 \cos v (1-f) + fr(fr''-gr') \cos v \right) M_2 \\ &\quad \left. + \left(-f^2 \sin v (f^2+r'^2) + f^3 \sin v (1-f) + fr(fr''-gr') \sin v \right) M_3 \right\}. \end{aligned} \quad (23)$$

Proof. Substituting the equations (14)-(16) into (7), we obtain the vector given with (23). ■

As a consequence of (23), we obtain the following results;

Corollary 10 *Let M be a canal surface in \mathbb{E}^4 according to parallel transport frame given with the parametrization (8). Then the mean curvature of M at point p is*

$$H = \frac{1}{2r(f^2+r'^2)^{\frac{3}{2}}} \left(\begin{array}{l} f^2(f^2+r'^2)^2 - 2frr'(fr''-gr') - 2f^3(f^2+r'^2)(1-f) \\ + (fr''-gr')^2 r^2 + 2f^2r(fr''-gr') + f^4(1-f)^2 \\ + f^2r^2k_1^2(f^2+r'^2) - 4f^3r(fr''-gr') \end{array} \right)^{\frac{1}{2}}.$$

Corollary 11 *Let M be a tube surface with constant $r = r(u)$. Then the mean curvature vector of M becomes*

$$\vec{H} = \frac{1}{2fr} \left(\begin{array}{l} rk_1M_1 \\ + (-2f \cos v + \cos v) M_2 \\ + (-2f \sin v + \sin v) M_3 \end{array} \right). \quad (24)$$

Corollary 12 *Let M be a tube surface with constant $r = r(u)$. Then the mean curvature of M at point p is*

$$H = \frac{1}{2fr} (4f^2 - 4f + r^2k_1^2 + 1)^{\frac{1}{2}}.$$

Proposition 13 *Let M be a canal surface in \mathbb{E}^4 according to parallel transport frame given with the parametrization in (8). If γ is a straight line then the mean curvature vector of M at point p is*

$$\vec{H} = \frac{1 + r'^2 - rr''}{2r(1 + r'^2)^2} (r'T - \cos vM_2 - \sin vM_3). \quad (25)$$

Proof. Considering the equations (20) and (22), we obtain the solution. ■

Corollary 14 *Let M be a canal surface in \mathbb{E}^4 according to parallel transport frame given with the parametrization in (8). If γ is a straight line then the mean curvature of M at point p is*

$$H = \frac{r'^2 - r''r + 1}{2r(1 + r'^2)^{\frac{3}{2}}}. \quad (26)$$

Proposition 15 *Let M be a canal surface in \mathbb{E}^4 according to parallel transport frame given with the parametrization in (8). If γ is a straight line, the surface M is minimal if and only if*

$$2r + 2\sqrt{r^2 - c_1^2} = e^{\frac{u}{c_1} + c_2}.$$

Proof. Let M is minimal. Then from the equation (26), $r'^2 - r''r + 1 = 0$. If we take $r' = p(u)$, the last equation becomes

$$\frac{dr}{r} = \frac{pdp}{p^2 + 1}. \quad (27)$$

The solution of the equation (27) is as follows:

$$r^2 = (p^2 + 1) c_1^2.$$

Again taking $p(u) = r'$, we obtain the following ordinary differential equation:

$$\frac{dr}{\sqrt{r^2 - c_1^2}} = \frac{du}{c_1}.$$

Integrating both sides of the last equation, we get the solution. ■

As a consequence of (25), we obtain the following result;

Proposition 16 *Let M be a tube surface in \mathbb{E}^4 according to parallel transport frame given with the parametrization in (8). If γ is a straight line, the mean curvature vector of M at point p is*

$$\vec{H} = \frac{1}{2r} (-\cos vM_2 - \sin vM_3).$$

Corollary 17 *Let M be a tube surface in \mathbb{E}^4 according to parallel transport frame given with the parametrization in (8). If γ is a straight line, M has constant mean curvature of the form*

$$H = \frac{1}{2r} = \text{constant}.$$

Proposition 18 *Let M be a canal surface in \mathbb{E}^4 according to parallel transport frame given with the parametrization in (8). If γ is a straight line, then M is a Weingarten surface.*

Proof. Considering the equations (18) and (26), we see that K and H are functions of the variable u . So

$$K_v = 0 = H_v,$$

which means $K_u H_v - K_v H_u = 0$. ■

Proposition 19 *Let M be a tube surface in \mathbb{E}^4 according to parallel transport frame given with the parametrization in (8). If γ is a straight line, then M is a linear Weingarten surface.*

Proof. Let M be a tube surface in \mathbb{E}^4 according to parallel transport frame given with the parametrization in (8) and γ is a straight line, then we know that $K = 0$ and $H = \frac{1}{2r}$. Then for $a, b, c \in \mathbb{R}$, we get

$$a \cdot 0 + b \cdot \frac{1}{2r} = c,$$

which has the solution $(a, b, c) = (t, 2rk, k); t, k \in \mathbb{R}$. ■

4 Visualization

Canal surfaces are very popular in geometric modelling. In this section, we visualize the surfaces given with the patch

$$X(u, v) = (x(u, v), y(u, v), z(u, v), w(u, v))$$

in \mathbb{E}^4 by the use of Maple Program. We plot the graph of the given surface by using maple plotting command

$$\text{plot3d}([x, y, z + w], u = a..b, v = c..d); \quad (28)$$

After than, we construct some 3D geometric shape models by using the canal surfaces defined in Example 4 for the following values;

- a) $r(u) = 2u + 6$,
- b) $r(u) = u^2$,
- c) $r(u) = \cos u^2$.

We plot the graph of the projection of these surfaces in \mathbb{E}^3 by the use of plotting command (28) (see, Figure 1).

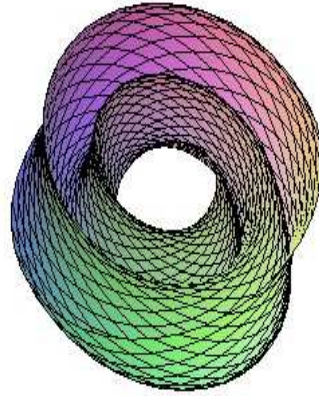


Figure 1: Canal surfaces with $r(u) = 2u + 6$

References

- [1] Bishop LR. There is more than one way to frame a curve. Amer Math Monthly 1975; 82: 246-251.
- [2] Bulca B. A characterization of surfaces in \mathbb{E}^4 . PhD, Uludağ University, Bursa, TURKEY, 2012.
- [3] Bulca B, Arslan K, Bayram B, Öztürk G. Canal surfaces in 4-dimensional Euclidean space, Preprint.
- [4] Do Carmo PM. Differential Geometry of Curves and Surfaces. Englewood Cliffs, NJ, USA: Prentice-Hall, 1976.

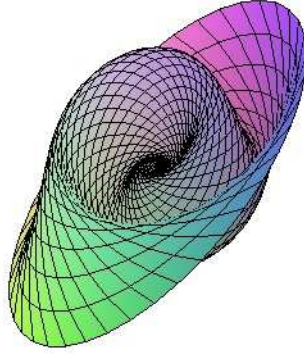


Figure 2: Canal surfaces with $r(u) = u^2$




Figure 3: Canal surfaces with $r(u) = \cos u^2$

- [5] Farouki RT, Sverrisson R. Approximation of rolling-ball blends for free-form parametric surfaces. *Computer-Aided Design* 1996, 28: 871-878.
- [6] Farouki RT, Neff CA. Analytic properties of plane offset curves. *Computer-Aided Geometric Design* 1990, 7: 83-99.
- [7] Farouki RT Neff CA. Algebraic properties of plane offset curves, *Computer-*

Aided Geometric Design 1990, 7: 101-127.

- [8] Gökçelik F, Bozkurt Z, Gök I, Ekmekci FN, Yaylı Y. Parallel transport frame in 4-dimensional Euclidean space \mathbb{E}^4 . Caspian J of Math Sci 2014, 3: 91-103.
- [9] Karacan MK, Bükücü B. On natural curvatures of Bishop frame. Journal of Vectorial Relativity 2010, 5: 34-41.
- [10] Maekawa T, Patrikalakis NM, Sakkalis T, Yu G. Analysis and applications of pipe Surfaces. Computer-Aided Geometric Design 1998, 15: 437-58.
- [11] Ro SJ, Yoon DW. Tubes of Weingarten types in a Euclidean 3-Space. Journal of the Chungcheong Mathematical Society 2009, 22: 359-366.
- [12] Shani U, Ballard DH. Splines as embeddings for generalized cylinders, Computer Vision Graphics and Image Processing 1984, 27: 129-156.
- [13] Shene CK. Blending two cones with Dupin cyclids. Computer-Aided Geometric Design 1998, 15: 643-73.
- [14] Wang L, Ming CL, Blackmore D. Generating sweep solids for NC verification using the SEDE method. Proceedings of the Fourth Symposium on Solid Modeling and Applications; 14-16 May 1995; Atlanta. Georgian: pp. 364-375.