

Quantum metrology for the Ising Hamiltonian with transverse magnetic field

Michael Skotiniotis, Pavel Sekatski, and Wolfgang Dür

Institut für Theoretische Physik, Universität Innsbruck, Technikerstr. 25, A-6020 Innsbruck, Austria

(Dated: May 17, 2022)

We consider quantum metrology for unitary evolutions generated by parameter-dependent Hamiltonians. We focus on the unitary evolutions generated by the Ising Hamiltonian that describes the dynamics of a one-dimensional chain of spins with nearest-neighbour interactions and in the presence of a global, transverse, magnetic field. We analytically solve the problem and show that the precision with which one can estimate the magnetic field (interaction strength) given one knows the interaction strength (magnetic field) scales at the Heisenberg limit, and can be achieved by a linear superposition of the vacuum and N free fermion states. In addition, we show that GHZ-type states exhibit Heisenberg scaling in precision throughout the entire regime of parameters. Moreover, we numerically observe that the optimal precision using a product input state scales at the standard quantum limit.

PACS numbers: 03.67.-a, 06.20-f, 75.10.Pq

I. INTRODUCTION

Quantum metrology is one of the archetypical applications where quantum mechanics demonstrably exhibits a vast improvement over the best known classical strategies. The use of entangled input states of N qubits, such as GHZ states [1], is known to allow for a precise determination of an unknown parameter such as the relative phase in a Mach-Zender interferometer [2–4], or the frequency of an atomic transition [5, 6] with a precision that scales inversely proportional to N , the *Heisenberg limit*. In comparison the best classical estimation strategy, which employs separable states, gives a precision scaling inversely proportional to \sqrt{N} , the *standard quantum limit* [7, 8]. This observation has proven very useful in the development of ultra-precise atomic clocks [9–11], high resolution imaging [12], as well as the detection of gravitational waves [13, 14].

In the absence of any noise or decoherence effects the parameter of interest, λ , in a metrological scenario is imprinted onto the state of N probes via the unitary operator $U = e^{iH(\lambda)t}$, where $H(\lambda)$ is the Hamiltonian describing the dynamics of the N probes. For the case of phase and frequency estimation—where the parameter to be estimated is λt and λ respectively—the parameter is a *multiplicative factor* of the Hamiltonian, $H(\lambda) = \lambda H$, and the Hamiltonian is *local*, i.e., $H = \sum_{i=1}^N h^{(i)}$ where $h^{(i)}$ is the Hamiltonian describing the evolution of the i^{th} probe. Indeed, quantum metrology using local Hamiltonians where the parameter of interest enters only as a multiplicative factor have been studied extensively both in the absence as well as in the presence of noise [15–23].

In stark contrast quantum metrology with more general Hamiltonians is only now beginning to attract attention. Some instances of quantum metrology with parameter dependent Hamiltonians concern the estimation of time-varying signals [24–26], the estimation of magnetic-field gradients along a spin chain [27–29], or the estimation of the anisotropy and/or decoherence along a spin-chain using nonequilibrium states [30]. The general prob-

lem of performing quantum metrology using parameter dependent local Hamiltonians was treated in [31].

In this work we focus on noiseless quantum metrology for the Ising Hamiltonian

$$H(J, B) = J \sum_{i=1}^{N-1} \sigma_x^{(i)} \sigma_x^{(i+1)} + B \sum_{i=1}^N \sigma_z^{(i)}, \quad (1)$$

where we are interested in determining the precision with which one can estimate either the strength of the transverse magnetic field, B , or the coupling interaction, J , provided the remaining quantity is known. The Hamiltonian of Eq. (1) is known to exhibit a phase transition [32], which have been discussed previously in the context of quantum metrology and were shown to be resourceful [33–36]. Moreover, as the Ising Hamiltonian is entanglement generating [37], it has found applications in ion-trap quantum computing architectures [38, 39], where either J or B can be controlled at will by modifying either the separation of the ions, or the global magnetic field strength.

Here we report the following results regarding precise estimation of parameters of the Ising Hamiltonian:

1. The ultimate precision with which one can estimate either J or B , having complete knowledge of B or J , using N probe systems scales at the Heisenberg limit, and we provide an analytic expression for this achievable precision as well as the optimal states that achieve it.
2. We provide numerical evidence that the ultimate achievable precision strictly outperforms the optimal classical strategy, which deploys the N initial probes in a pure product state. For up to $N = 11$ our numerical study shows that the optimal product input state yields a precision that scales at the standard quantum limit.
3. We analytically derive the precision achieved by the GHZ-type states, known to achieve the optimal precision when either J or B are equal to zero, and

show that these states retain their Heisenberg scaling in precision (up to a constant factor) over the entire regime of parameters.

This paper is organised as follows. In Sec. II we review the basics of quantum metrology as well as some important mathematical results regarding unitary operators generated by parameter dependent Hamiltonians. In Sec. III we use the Jordan-Wigner transformation to determine the maximal possible precision with which one can estimate either J and B using N systems as probes. We compare this to the best possible precision that can be achieved by a separable state of N probes which we determine numerically for up to $N = 11$ qubits. In Sec. IV we analytically determine the performance of states that are known to be optimal at the extreme cases where $J = 0$ and $B = 0$. Finally, Sec. V contains the conclusions of our investigation as well as some open questions for future work.

II. BASICS OF QUANTUM METROLOGY

In this section we review the main results in quantum metrology and review some important facts pertaining to parameter-dependent Hamiltonians in general and to the Ising Hamiltonian (Eq. (1)) in particular. Specifically, we concentrate on noiseless quantum metrology and the quantum Fisher information (QFI); the central quantity of interest in quantum metrology. After introducing the QFI we provide a formula for calculating it for the case of general parameter-dependent Hamiltonians and then to the specific case of the Ising Hamiltonian. We note that the behaviour of the QFI, and in particular its scaling with time and number of probe systems, was investigated for general parameter dependent Hamiltonians in [31, 40].

A standard protocol in noiseless quantum metrology can be formulated as follows: N probes are prepared in a suitable state and undergo an evolution for some time, t , described by the unitary operator $U(\boldsymbol{\lambda}, t) = e^{-itH(\boldsymbol{\lambda})}$, where $H(\boldsymbol{\lambda})$ is the Hamiltonian describing the dynamics of the N probes and explicitly depends on the vector of parameters $\boldsymbol{\lambda} \equiv (\lambda_1, \dots, \lambda_M)$. Finally the N probes are measured and an estimate of $\hat{\lambda}$ is obtained from the measurement statistics of ν repetitions of the above procedure. In what follows we shall assume that all other parameters except λ_i are known, and shall be concerned with estimating λ_i as precisely as possible. A lower bound on the error, $\delta\lambda_i = \lambda_i - \hat{\lambda}_i$, for any unbiased estimator $\hat{\lambda}_i$ is given by the quantum Cramér-Rao bound [41]

$$\delta\lambda_i \geq \frac{1}{\sqrt{\nu\mathcal{F}(\rho_{\boldsymbol{\lambda},t})}}, \quad (2)$$

where $\mathcal{F}(\rho_{\boldsymbol{\lambda},t})$ is the quantum Fisher information (QFI) of the state $\rho_{\boldsymbol{\lambda},t}$ describing the N probes after the unitary dynamics have acted. In the most general case the QFI

can be computed as [41]

$$\mathcal{F}(\rho_{\boldsymbol{\lambda},t}) = \text{Tr} \{L_{\lambda_i} \rho_{\boldsymbol{\lambda},t} L_{\lambda_i}\}, \quad (3)$$

with

$$L_{\lambda_i} = 2 \sum_{\alpha,\beta} \frac{\langle \psi_\alpha | \partial_{\lambda_i} \rho_{\boldsymbol{\lambda},t} | \psi_\beta \rangle}{\alpha + \beta} |\psi_\alpha\rangle \langle \psi_\beta| \quad (4)$$

the symmetric logarithmic derivative, where α (β) are the eigenvalues of $\rho_{\boldsymbol{\lambda},t}$, $|\psi_\alpha\rangle$, ($|\psi_\beta\rangle$) the corresponding eigenvectors, and the sum in Eq. (4) is over all α, β satisfying $\alpha + \beta \neq 0$. Here and in what follows $\partial_x \equiv \frac{\partial}{\partial x}$. We now review the case where the parameter of interest enters as a multiplicative factor of the Hamiltonian

A. Parameter independent Hamiltonians

In the case of noiseless metrology, an easier expression for computing the QFI exists if one initializes the N probes in a pure state $\rho = |\psi\rangle\langle\psi|$. In this case the QFI can be shown to be

$$\mathcal{F}(|\psi_{\boldsymbol{\lambda},t}\rangle) = 4 \left(\langle \partial_{\lambda_i} \psi_{\boldsymbol{\lambda},t} | \partial_{\lambda_i} \psi_{\boldsymbol{\lambda},t} \rangle - |\langle \partial_{\lambda_i} \psi_{\boldsymbol{\lambda},t} | \psi_{\boldsymbol{\lambda},t} \rangle|^2 \right), \quad (5)$$

where $|\psi_{\boldsymbol{\lambda},t}\rangle = U(\boldsymbol{\lambda}, t) |\psi\rangle$. If $H(\boldsymbol{\lambda}) = \lambda_i H$ then a bit of algebra yields $\mathcal{F}(|\psi_{\boldsymbol{\lambda},t}\rangle) = 4t^2 \Delta^2 H$, where $\Delta^2 H \equiv \langle \psi | H^2 | \psi \rangle - |\langle \psi | H | \psi \rangle|^2$ is the variance of H with respect to the state $|\psi\rangle$. If, in addition, $H = \sum_{i=1}^N h^{(i)}$ where $h^{(i)} = h^{(j)} = h$, $\forall i, j$ is the Hamiltonian acting on the i^{th} probe system, then it can be shown that when $|\psi\rangle = \left(\frac{|\alpha_{\min}\rangle + |\alpha_{\max}\rangle}{\sqrt{2}} \right)^{\otimes N}$, where $|\alpha_{\min(\max)}\rangle$ are the eigenstates corresponding to the minimum and maximum eigenvalues of h , then $\mathcal{F}(|\psi_{\boldsymbol{\lambda},t}\rangle) = t^2 N (\alpha_{\max} - \alpha_{\min})^2$ and give the *standard quantum limit* in estimation precision [8]. On the other hand if the probes are prepared in the Greenberger-Horne-Zeilinger (GHZ) state

$$|\psi\rangle = \frac{1}{\sqrt{2}} \left(\underbrace{|\alpha_{\min}, \dots, \alpha_{\min}\rangle}_{N \text{ times}} + \underbrace{|\alpha_{\max}, \dots, \alpha_{\max}\rangle}_{N \text{ times}} \right), \quad (6)$$

then $\mathcal{F}(|\psi_{\boldsymbol{\lambda},t}\rangle) = t^2 N^2 (\alpha_{\max} - \alpha_{\min})^2$, the Heisenberg scaling in estimation precision [8]. Hence, in the case where the parameter to be estimated is a multiplicative factor of a local Hamiltonian, the use of highly entangled states leads to a quadratic improvement in scaling precision. Note that besides the GHZ states there exists a large class of pretty good states that scale at the Heisenberg limit up to a multiplicative factor [23].

B. Parameter dependent Hamiltonians

We now use Eq. (5) to compute the QFI for Hamiltonians of the form

$$H(\boldsymbol{\lambda}) = \lambda_1 H_1 + \lambda_2 H_2 \quad (7)$$

where $[H_1, H_2] \neq 0$. We make no assumptions on the structure of H_1, H_2 ; in particular we do not assume that they are local Hamiltonians. Notice that the Ising Hamiltonian of Eq. (1) is a special case of Eq. (7), whose QFI was studied in detail in [40] with $\lambda_1 H_1 = J \sum_{i=1}^N \sigma_x^{(i)} \sigma_x^{(i+1)}$ and $\lambda_2 H_2 = B \sum_{i=1}^N \sigma_z^{(i)}$. From Eq. (5) we need to compute $|\partial_{\lambda_i} \psi_{\lambda, t}\rangle = \partial_{\lambda_i} U(\boldsymbol{\lambda}, t) |\psi\rangle$. As $[H_1, H_2] \neq 0$ and using

$$\frac{\partial e^{-i t(\lambda_1 H_1 + \lambda_2 H_2)}}{\partial \lambda_i} = \lim_{N \rightarrow \infty} \frac{\partial (\mathbb{1} + \frac{i t}{N} (\lambda_1 H_1 + \lambda_2 H_2))^N}{\partial \lambda_i}, \quad (8)$$

Eq. (5) reads

$$\begin{aligned} \mathcal{F}(|\psi_{\lambda, t}\rangle) &= 4 \left(\langle \psi | U^\dagger(\boldsymbol{\lambda}, t) \mathcal{O}_i^2(\boldsymbol{\lambda}, t) U(\boldsymbol{\lambda}, t) | \psi \rangle \right. \\ &\quad \left. - \left| \langle \psi | U^\dagger(\boldsymbol{\lambda}, t) \mathcal{O}_i(\boldsymbol{\lambda}, t) U(\boldsymbol{\lambda}, t) | \psi \rangle \right|^2 \right) \\ &= 4 \Delta^2 \mathcal{O}_i(\boldsymbol{\lambda}, t), \end{aligned} \quad (9)$$

where

$$\mathcal{O}_i(\boldsymbol{\lambda}, t) \equiv \int_0^t ds U(\boldsymbol{\lambda}, s) H_i U^\dagger(\boldsymbol{\lambda}, s) \quad (10)$$

and the variance of \mathcal{O}_i is computed with respect to the evolved state $|\psi_{\lambda, t}\rangle$.

Thus, the QFI is maximised by the states that are linear superpositions of the eigenstates corresponding to the minimum and maximum eigenvalues of $\mathcal{O}_i(\boldsymbol{\lambda}, t)$. An interesting question is whether the presence of $\lambda_1 H_1$ ($\lambda_2 H_2$) can help boost the precision of estimation of parameters for λ_2 (λ_1) respectively. It was shown in [40] that this is not the case. Specifically, if one has control over either $\lambda_1 H_1$ or $\lambda_2 H_2$ and wishes to estimate λ_2 or λ_1 respectively, then the optimal strategy is to set the dynamics under our control to zero.

In the next section we use the expressions in Eq. (9) to determine the optimal QFI for either the magnetic field B or interaction strength J of the Ising Hamiltonian using separable and entangled states respectively.

III. ESTIMATION OF MAGNETIC FIELD AND INTERACTION STRENGTH

We are interested in determining the optimal precision in estimating either the magnetic field strength, B , or interaction strength, J , of the Ising Hamiltonian (Eq. (1)). In particular, we will show that the optimal precision in estimating either B or J scales at the Heisenberg limit, up to a constant factor which depends only on the ratio of J and B , and is achievable by states that are linear superpositions of the vacuum and fully occupied states of free fermions of a suitable type. Furthermore, we numerically determine the best achievable precision using a separable state for up to 11 qubits and show that the optimal precision scales, to within best fit errors, linearly with N . Hence, our results provide strong evidence that the

entanglement generated by the Ising Hamiltonian when acting on an initially pure separable state is not enough to boost the precision in estimation from the SQL to the Heisenberg limit.

We begin by first determining the optimal precision in estimation of either B , or J , and the corresponding optimal states. To do so we note that via the use of the Jordan-Wigner transformation [42] the Ising Hamiltonian of Eq. (1) can be expressed as a quadratic Hamiltonian in fermionic creation and annihilation operators which can be suitably diagonalized. Specifically the mapping

$$\begin{aligned} a_j &\equiv \left(\bigotimes_{k=1}^{j-1} \sigma_z^{(k)} \right) \otimes \sigma_-^j \\ a_j^\dagger &\equiv \left(\bigotimes_{k=1}^{j-1} \sigma_z^{(k)} \right) \otimes \sigma_+^j \end{aligned} \quad (11)$$

and its inverse

$$\begin{aligned} \sigma_-^{(j)} &\equiv \exp \left(i\pi \sum_{k=0}^{j-1} a_k^\dagger a_k \right) a_j \\ \sigma_+^{(j)} &\equiv \exp \left(i\pi \sum_{k=0}^{j-1} a_k^\dagger a_k \right) a_j^\dagger, \end{aligned} \quad (12)$$

where $\{\sigma_x, \sigma_y, \sigma_z\}$ are the Pauli matrices [43], with $\sigma_\pm^{(j)} \equiv \sigma_x^{(j)} \pm i\sigma_y^{(j)}$, and a_j, a_j^\dagger are the fermionic annihilation and creation operators for mode j respectively and satisfy the anti-commutation relations $\{a_j^\dagger, a_k^\dagger\} = \{a_j, a_k\} = 0$, $\{a_j, a_k^\dagger\} = \delta_{jk} \mathbb{1}$. Substituting Eq. (12) into Eq. (1) yields

$$H(J, B) = J \sum_{j=1}^N (a_j^\dagger - a_j)(a_{j+1}^\dagger + a_{j+1}) + 2B \sum_{j=1}^N a_j^\dagger a_j. \quad (13)$$

Any quadratic Hamiltonian in the fermionic operators can be brought to the diagonal form

$$\tilde{H}(J, B) = 2 \sum_{k=0}^{N-1} \sqrt{\alpha_k^2 + \beta_k^2} c_k^\dagger c_k, \quad (14)$$

where $\alpha_k = J \cos(\frac{2\pi k}{N}) + B$, $\beta_k = J \sin(\frac{2\pi k}{N})$, and c_k^\dagger, c_k are the creation and annihilation operators of free fermions in mode k , with $c_N = c_0$. The eigenstates of $\tilde{H}(J, B)$ are *fermionic Fock states*, $|\mathbf{k}\rangle$, where \mathbf{k} is an N -bit binary string indicating which modes are occupied by fermions. Without loss of generality we may set the *vacuum state*, $|\mathbf{0}\rangle$ to have energy $\sqrt{\alpha_0^2 + \beta_0^2} = 0$. The maximally occupied fermionic Fock state, $|\mathbf{1}\rangle$ has energy equal to $\sum_{k=0}^{N-1} \sqrt{\alpha_k^2 + \beta_k^2}$.

As Eq. (14) is of great importance in the remainder of this work, we now discuss the steps required for obtaining it. Starting from the quadratic Hamiltonian of Eq. (13) one first performs the *Fourier transformation*

$$b_j = \frac{1}{\sqrt{N}} \sum_{k=0}^{N-1} e^{-i\frac{2\pi jk}{N}} a_k, \quad (15)$$

of the mode operators a_k . After substituting Eq. (15) into Eq. (13) the Hamiltonian can be written in *matrix form* as

$$\tilde{H}(J, B) = \sum_{k=0}^{N-1} \begin{pmatrix} b_k^\dagger & b_{N-k} \end{pmatrix} \begin{pmatrix} \alpha_k & i\beta_k \\ -i\beta_k & -\alpha_k \end{pmatrix} \begin{pmatrix} b_k \\ b_{N-k}^\dagger \end{pmatrix}. \quad (16)$$

This block-diagonal structure of the Hamiltonian in terms of the mode operators b_k and b_{N-k} makes it particularly useful for calculating the operator \mathcal{O} of Eq. (10). Finally, from Eq. (16) one can go to the diagonalized Hamiltonian of Eq. (14) by performing a suitable Bogoliubov transformation on the two-dimensional block of mode operators b_k, b_{N-k}

$$\begin{aligned} c_k &= \cos \theta_k b_k - e^{i\phi_k} \sin \theta_k b_{N-k}^\dagger \\ c_{N-k} &= e^{i\phi_k} \sin \theta_k b_k^\dagger + \cos \theta_k b_{N-k} \end{aligned} \quad (17)$$

with $\theta_k = \frac{1}{2} \tan^{-1} \left(\frac{J \sin(\frac{2\pi k}{N})}{J \cos(\frac{2\pi k}{N}) + B} \right)$ and $\phi_j = \frac{\pi}{2}, \forall j$.

We now determine the optimal achievable precision in estimating J given that B is known.

A. Estimating the Interaction strength

We now proceed to estimate the interaction strength J for the Ising Hamiltonian. The QFI is given by Eq. (9) with

$$\mathcal{O}_J(J, B, t) = \int_0^t U(J, B, s) H_1 U^\dagger(J, B, s) ds, \quad (18)$$

$$\begin{aligned} \Omega_k &= \frac{\alpha_k \left(\alpha_k \cos\left(\frac{2\pi k}{N}\right) + \beta_k \sin\left(\frac{2\pi k}{N}\right) \right) t + \frac{\beta_k \left(\beta_k \cos\left(\frac{2\pi k}{N}\right) - \alpha_k \sin\left(\frac{2\pi k}{N}\right) \right) \sin(2\omega_k^{(+)} t)}{2\omega_k^{(+)}}}{\omega_k^{(+)^2}} \\ \Delta_k &= \frac{i \left(\alpha_k \beta_k \cos\left(\frac{2\pi k}{N}\right) + \beta_k^2 \sin\left(\frac{2\pi k}{N}\right) \right) t + \left(\beta_k \cos\left(\frac{2\pi k}{N}\right) - \alpha_k \sin\left(\frac{2\pi k}{N}\right) \right) \left(\sin^2\left(\omega_k^{(+)} t\right) - \frac{i\alpha_k \sin(2\omega_k^{(+)} t)}{2\omega_k^{(+)}} \right)}{\omega_k^{(+)^2}} \end{aligned} \quad (23)$$

where we have separated the linear and oscillatory behaviour of Ω_k and Δ_k (see also [31]) and $\omega_k^{(\pm)} = \sqrt{\alpha_k^2 \pm \beta_k^2}$. As Eq. (22) is of the same form as Eq. (16) it can be brought to the diagonal form

$$\mathcal{O}_J(J, B, t) = 2 \sum_{k=0}^{N-1} \sqrt{\Omega_k^2 + |\Delta_k|^2} d_k^\dagger d_k \quad (24)$$

by a suitable Bogoliubov transformation (see Eq. (17)).

where $H_1 = \sum_{i=1}^N \sigma_x^{(i)} \sigma_x^{(i+1)}$. Writing the latter in terms of the fermionic operators b_k one obtains

$$H_1 = \sum_{k=0}^{N-1} \begin{pmatrix} b_k^\dagger & b_{N-k} \end{pmatrix} \underbrace{\begin{pmatrix} \cos\left(\frac{2\pi k}{N}\right) & i \sin\left(\frac{2\pi k}{N}\right) \\ -i \sin\left(\frac{2\pi k}{N}\right) & -\cos\left(\frac{2\pi k}{N}\right) \end{pmatrix}}_{M_k} \begin{pmatrix} b_k \\ b_{N-k}^\dagger \end{pmatrix}. \quad (19)$$

In order to calculate the operator $\mathcal{O}_J(J, B, t)$ of Eq. (18) we need to determine the action of $H(J, B)$ on the fermionic operators b_k , i.e., we need to determine $b_k(s) = U(J, B, s) b_k(0) U^\dagger(J, B, s)$. This is simply the Heisenberg equation of motion for the mode operators b_k . Due to the block-diagonal structure of $\tilde{H}(J, B)$, when written in terms of fermionic operators b_k , the solution to the Heisenberg equation of motion can be seen to be

$$\begin{pmatrix} b_k(s) \\ b_{N-k}^\dagger(s) \end{pmatrix} = \exp \left(-i s \underbrace{\begin{pmatrix} \alpha_k & i\beta_k \\ -i\beta_k & -\alpha_k \end{pmatrix}}_{R_k(s)} \right) \begin{pmatrix} b_k(0) \\ b_{N-k}^\dagger(0) \end{pmatrix}. \quad (20)$$

Henceforth, we drop the explicit time dependence of the mode operators b_k for convenience.

Substituting Eq. (20) into Eq. (18) yields

$$\mathcal{O}_J(J, B, t) = \sum_{k=0}^{N-1} \begin{pmatrix} b_k^\dagger & b_{N-k} \end{pmatrix} \left(\int_0^t ds R_k^\dagger(s) M_k R_k(s) \right) \begin{pmatrix} b_k \\ b_{N-k}^\dagger \end{pmatrix}. \quad (21)$$

Performing the integration over s gives

$$\mathcal{O}_J(J, B, t) = \sum_{k=0}^{N-1} \begin{pmatrix} b_k^\dagger & b_{N-k} \end{pmatrix} \begin{pmatrix} \Omega_k & \Delta_k \\ \Delta_k^* & -\Omega_k \end{pmatrix} \begin{pmatrix} b_k \\ b_{N-k}^\dagger \end{pmatrix}, \quad (22)$$

where

Note that the free fermions corresponding to d_k^\dagger, d_k are different from those of Eq. (14), and we may choose without loss of generality the positive square root of $\Omega_k^2 + |\Delta_k|^2$, which corresponds to choosing the vacuum state for free fermions to be zero.

The optimal precision in estimating the interaction strength J is now easy to determine. As the latter is inversely proportional to the square root of the variance of $\mathcal{O}_J(J, B, t)$, we simply need to determine the maxi-

mum achievable variance for the operator in Eq. (24). This is achieved by preparing the equally weighted superposition of the vacuum state and the state where all N modes are occupied by fermions. The variance with

respect to this state is simply given by

$$\Delta^2 \mathcal{O}_J(J, B, t)_{\max} = \left(\sum_{k=0}^{N-1} \sqrt{\Omega_k^2 + |\Delta_k|^2} \right)^2. \quad (25)$$

As the sum includes N summands, the variance of $\mathcal{O}_J(J, B, t)$ scales as N^2 up to some constant factor that depends solely on the ratio between J and B as we now explain.

Using Eq. (23) one can easily show that

$$\Omega_k^2 + |\Delta_k|^2 = \frac{(\beta_k \cos(\frac{2\pi k}{N}) - \alpha_k \sin(\frac{2\pi k}{N}))^2 \left(1 - \cos(2\omega_k^{(+)} t)\right) + 2t^2 \omega_k^{(+)} (\alpha_k \cos(\frac{2\pi k}{N}) + \beta_k \sin(\frac{2\pi k}{N}))^2}{2\omega_k^{(+)^2}} \quad (26)$$

For long interaction times, i.e., $t \rightarrow \infty$ the term quadratic in t in Eq. (26) completely dominates. Moreover, for N large the sum in Eq. (25) can be replaced, to a good approximation, by an integral resulting in the following simple expression for the variance

$$\Delta^2 \mathcal{O}_J(J, B, t)_{\max} = N^2 t^2 G\left(\frac{B}{J}\right)$$

$$G(g) = \left(\frac{1}{2\pi} \int_0^{2\pi} \sqrt{\frac{(1 + g \cos(x))^2}{1 + g^2 + 2g \cos(x)}} dx \right)^2. \quad (27)$$

Thus, the variance scales as $N^2 t^2$, i.e., at the Heisenberg limit, up to an overall constant factor that only depends on the ratio B/J . The function G is plotted in Fig. 1. Notice that $G(B/J)$ exhibits a phase transition at $J = B$.

We now proceed to determine the optimal precision with which one can estimate J , knowing B , if we restrict the input state of N systems to be a product state. As it is not immediately evident what separable states look like in the basis that diagonalizes the operator $\mathcal{O}_J(J, B, t)$, we work directly with Eq. (10). However, due to the form of Eq. (10) it is highly non-trivial to perform an analytical optimization over all possible separable states of N qubits. To that end we perform a brute-force optimization of the variance of Eq. (25) over all possible input product states for up to $N = 11$ qubits. The results are shown in Fig. 2 where one can already see a difference in scaling between the optimal product state strategy and the optimal quantum strategy even for small system sizes. Moreover, within a high margin of certainty the scaling of the QFI using the optimal product input state is at most linear in N .

B. Estimating the field strength

We now proceed to estimate the magnetic field B , given we know J exactly. The procedure is identical to

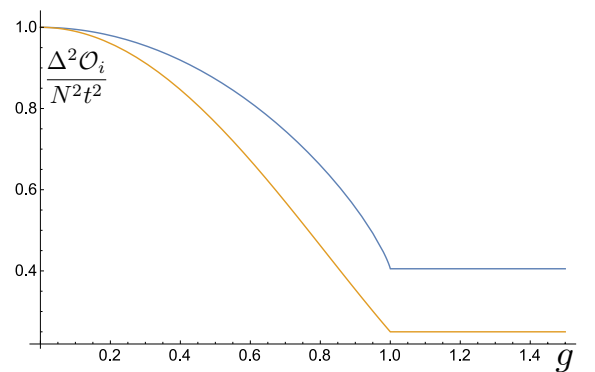


FIG. 1. The asymptotic value (large t and large N) of the normalized variance $\Delta^2 \mathcal{O}_i / N^2 t^2$ where $i \in (J, B)$, as the function of the parameter ratio g . The blue line corresponds to the variance of $\Delta^2 \mathcal{O}_i / (Nt)^2$ with respect to the optimal state whereas the orange curve corresponds to the constant factor $F(g)$ that multiplies the quadratic term of the variance of \mathcal{O}_i with respect to the GHZ state. Observe the phase transition at the point where the parameters are equal.

that of Sec. III A. Writing $H_2 = \sum_{i=1}^N \sigma_z^{(i)}$ in terms of the fermionic operators b_k we obtain

$$H_2 = \sum_{k=0}^{N-1} \begin{pmatrix} b_k^\dagger & b_{N-k} \end{pmatrix} \begin{pmatrix} 1 & 0 \\ 0 & -1 \end{pmatrix} \begin{pmatrix} b_k \\ b_{N-k}^\dagger \end{pmatrix}. \quad (28)$$

Substituting Eqs. (20, 28) into Eq. (10) and performing the integration over s yields

$$\mathcal{O}_B(J, B, t) = \sum_{k=0}^{N-1} \begin{pmatrix} b_k^\dagger & b_{N-k} \end{pmatrix} \begin{pmatrix} A_k & B_k \\ B_k^* & -A_k \end{pmatrix} \begin{pmatrix} b_k \\ b_{N-k}^\dagger \end{pmatrix}, \quad (29)$$

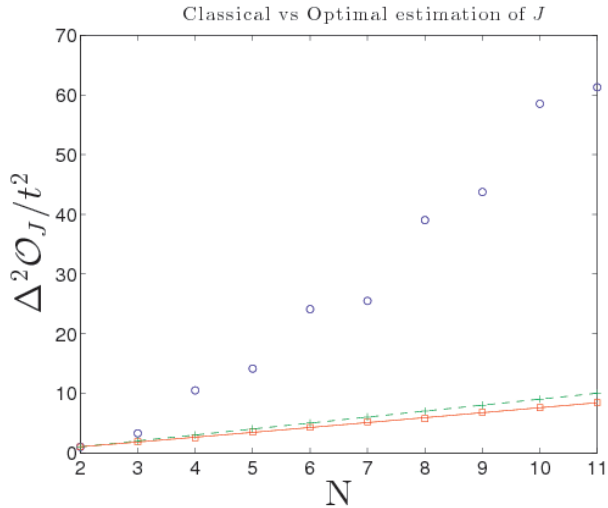


FIG. 2. Comparison between $\Delta^2 \mathcal{O}_J(J, B, t)_{\max}/t^2$ (blue circles) and the variance of $\mathcal{O}_J(J, B, t)/t^2$ using product input states (red squares). Both expressions are computed for the case $J = B = 1$ and $t = 20$. The blue circles represent the exact analytical value for $\Delta^2 \mathcal{O}_J(J, B, t)_{\max}/t^2$ using Eq. (23). The minimum squared error fit for the red squares is given by $\mathcal{O}_J(J, B, t)/t^2 = aN^b + c$ with $a = 0.7476 \pm 0.2815$, $b = 1.034 \pm 0.1350$, $c = -0.5139 \pm 0.5831$ with a 95% confidence. The green line represents the optimal QFI for the case where $H = J \sum_{i=1}^{N-1} \sigma_x^{(i)} \sigma_x^{(i+1)}$, i.e., when B in Eq. (1) is set to zero, using the optimal product state $|\psi\rangle = |01\rangle^{\otimes N/2}$.

where

$$A_k = \frac{\alpha_k^2 t}{\omega_k^{(+2)}} + \frac{\beta_k^2 \sin(2\omega_k^{(+)} t)}{2\omega_k^{(+3)}} \\ B_k = \frac{i\alpha_k \beta_k t}{\omega_k^{(+2)}} + \frac{2\beta_k \omega_k^{(+)} \sin^2(\omega_k^{(+)} t) - i\alpha_k \beta_k \sin(2\omega_k^{(+)} t)}{2\omega_k^{(+3)},} \quad (30)$$

where we have again separated the linear and oscillatory parts in t . As Eq. (29) is of the same form as Eq. (16) it can be brought to the diagonal form

$$\mathcal{O}_B(J, B, t) = 2 \sum_{k=0}^{N-1} \sqrt{A_k^2 + |B_k|^2} f_k^\dagger f_k \quad (31)$$

by a suitable Bogoliubov transformation (see Eq. (17)). The optimal achievable precision for estimating the field strength B is given by the optimal variance of $\mathcal{O}_B(J, B, t)$ in Eq. (31) which can be easily computed to be

$$\Delta^2 \mathcal{O}_B(J, B, t)_{\max} = \left(\sum_{k=0}^{N-1} \sqrt{A_k^2 + |B_k|^2} \right)^2, \quad (32)$$

and is again achieved by the equally weighted superposition of the vacuum state and the state where all N fermionic modes are occupied. We note that because the

Bogoliubov transformation diagonalizing Eq. (29) explicitly depends on the coefficients of Eq. (30) the fermions described by modes f_k here are different than those described by modes d_k and c_k in Eqs. (24, 14) respectively. As the sum in Eq. (32) includes N summands, the maximum variance of $\mathcal{O}_B(J, B, t)$ scales as N^2 up to some factor.

Using Eq. (30) one can easily show that

$$A_k^2 + |B_k|^2 = \frac{\beta_k^2 \left(1 - \cos(2\omega_k^{(+)} t)\right) + 2t^2 \alpha_k^2 \omega_k^{(+)}}{2\omega_k^{(+4)}}. \quad (33)$$

For $t \rightarrow \infty$ and N very large the quadratic term in t dominates and the maximal variance can be given explicitly as

$$\Delta^2 \mathcal{O}_B(J, B, t)_{\max} = N^2 t^2 G(J/B) \quad (34)$$

where G is the function given in Eq. (27) and Fig. 1.

That the optimal precision in estimating either B or J is asymptotically given by the same expression can be understood via the duality of the one-dimensional Ising chain [44]. The duality is associated with whether one adopts the spin degrees of freedom on the chain or the kink degrees of freedom—associated with the links of the chain—as qubits. If adjacent spins are parallel then there is no kink, else there is a kink. One can then recast the Ising Hamiltonian of Eq. (1) in terms of the kink degrees of freedom as

$$H(J, B) = J \sum_{i=1}^N \tau_x^{(i)} + B \sum_{i=1}^{N-1} \tau_z^{(i)} \tau_z^{(i+1)}, \quad (35)$$

where $\{\tau_\alpha : \alpha \in (x, y, z)\}$ have the same commutation relations as the Pauli matrices for the spin degree of freedom. Up to a basis change, the Hamiltonian in Eq. (35) is identical to that of Eq. (1), except that the roles of J and B are reversed. This is the reason why for the estimation of J the constant factor is given by $G(B/J)$ whereas for the estimation of the field it is given by $G(J/B)$. We note that the duality works well for spins and kinks in the bulk of the one-dimensional chain but is problematic with spins and kinks close to the edges of the chain. However, for large enough N the effects at the boundaries of the chain can be safely neglected. Also note that the quaternionic representation of the operators in the kink degrees of freedom is different than that of spins in one crucial way. The degeneracies of eigenstates in the kink representation are not the same as the ones for spins. Indeed, one can easily show that the ordered spectrum of eigenvalues of $\sum_{i=1}^N \sigma_z^{(i)}$ is $\{\lambda_m = \frac{N}{2} - m | m \in (0, \dots, N)\}$ with eigenvalue m having a degeneracy of $\binom{N}{m}$, whereas the ordered spectrum of $\sum_{i=1}^N \tau_x^{(i)}$ is given by $\{\lambda_m = \frac{N}{2} - (m + \frac{1}{2}) | m \in (0, \dots, N-1)\}$ with corresponding degeneracies given by $2\binom{N-1}{m}$. Notice however that the duality is not exact for finite N .

This difference in the number of degenerate states can be exploited, in the case of finite N , to improve the precision with which one can estimate parameters in the Bayesian estimation regime.

The optimal precision for estimating B , given we know J , using a separable strategy is again numerically calculated for up to $N = 11$ qubits with the results shown in Fig. 3. Just as in the case of estimating J , one can al-

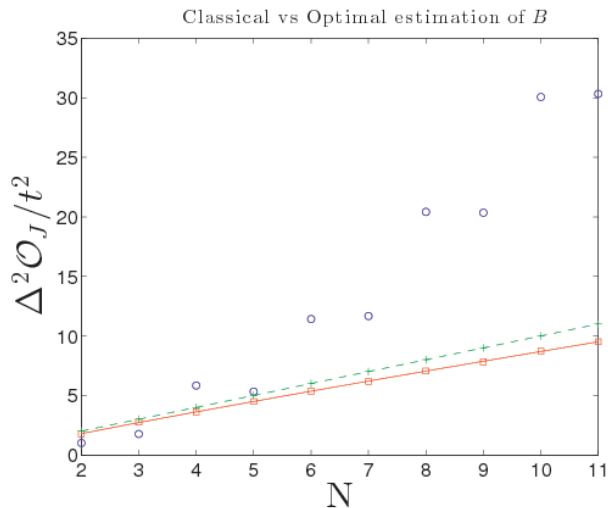


FIG. 3. Comparison between $\Delta^2 \mathcal{O}_B(J, B, t)_{\max}/t^2$ (blue circles) and the optimal variance of $\mathcal{O}_B(J, B, t)/t^2$ using product input states (red squares). Both expressions are computed for the case $J = B = 1$ and $t = 20$. The blue circles represent the exact analytical value for $\Delta^2 \mathcal{O}_B(J, B, t)_{\max}/t^2$ using Eq. (30). The minimum squared error fit for the red squares is given by $\mathcal{O}_B(J, B, t)/t^2 = aN^b + c$ with $a = 1.099 \pm 0.1350$, $b = 0.9114 \pm 0.0423$, $c = -0.2747 \pm 0.2421$ with a 95% confidence. The green line represents the optimal QFI for the case where $H = B \sum_{i=1}^N \sigma_z^{(i)}$, i.e., when J in Eq. (1) is set to zero, using the optimal product state $|\psi\rangle = |+\rangle^{\otimes N}$.

ready observe a difference in scaling of the QFI between the optimal product state strategy and the corresponding optimal quantum strategy. Moreover, within a high margin of certainty, the scaling of the QFI using the optimal product state is at most linear in N .

IV. PRECISION USING GHZ TYPE STATES

In the previous section we showed that the optimal precision in estimating either the interaction strength or magnetic field is achieved by states that are linear superpositions of the vacuum and all N sites occupied by fermions. Whereas such states can be prepared efficiently, i.e., with a quantum circuit that grown polynomially with the number of qubits [45], in certain set-ups there exist states that are much easier to prepare. For example in ion-trap set-ups one can prepare the GHZ state using a single Sørensen-Mølmer gate [46]. In this section we analytically determine the performance of GHZ-type

states for estimating either the interaction strength or magnetic field. We will show that the GHZ-type states allow for Heisenberg scaling in precision for all values of J (B), with only a constant factor difference from the optimal precision achievable.

Let us first determine the ultimate precision of estimating B using the GHZ state

$$|GHZ\rangle = \frac{1}{\sqrt{2}} \left(|0\rangle^{\otimes N} + |1\rangle^{\otimes N} \right). \quad (36)$$

The GHZ state yields the ultimate precision in estimating B for the case where the latter is imprinted via the unitary operator $U = \exp(-iBtH_2)$. In order to calculate its performance for the Ising Hamiltonian of Eq. (1) we will use the Jordan-Wigner transformation and the discrete Fourier transform to express the GHZ state in terms of the fermionic creation operators b_k^\dagger .

We begin by noting that the GHZ state can be written in terms of the fermionic operators $\{a, a^\dagger\}$ as

$$|GHZ\rangle = \frac{1}{\sqrt{2}} \left(\mathbb{1} + \prod_{k=1}^N a_k^\dagger \right) |0\rangle. \quad (37)$$

Using Eq. (15) to transform the fermionic operators, $\{a_k^\dagger\}$ to $\{b_k^\dagger\}$, and noting that the Fourier transform leaves the vacuum invariant, yields

$$|GHZ\rangle = \frac{1}{\sqrt{2}} \left(|0\rangle + e^{i\phi} |1\rangle \right), \quad (38)$$

where ϕ is a relative phase that arises due to the Fourier transform.

Using Eq. (38) to calculate the variance of the operator in Eq. (29), one finds that

$$\begin{aligned} \langle GHZ | \mathcal{O}_B(J, B, t) | GHZ \rangle &= 0 \\ \langle GHZ | \mathcal{O}_B^2(J, B, t) | GHZ \rangle &= \left(\sum_{k=0}^{N-1} A_k \right)^2, \end{aligned} \quad (39)$$

and consequently $\Delta^2 \mathcal{O}_B(J, B, t) = \langle GHZ | \mathcal{O}_B^2(J, B, t) | GHZ \rangle$. Using Eq. (30), denoting $\theta = \frac{2\pi k}{N}$, and letting $N \rightarrow \infty$ the variance of $\Delta^2 \mathcal{O}_B(J, B, t)$ explicitly reads

$$\Delta^2 \mathcal{O}_B(J, B, t) = \frac{N^2}{4\pi^2} \left(\int_0^{2\pi} \frac{(1 + g \cos \theta)^2}{1 + g^2 + 2g \cos \theta} d\theta \right)^2 \quad (40)$$

where $g = J/B$. From Eq. (40) it follows that the variance of $\mathcal{O}_B(J, B, t)$ with respect to the GHZ state always scales quadratically with N , i.e., at the Heisenberg limit, with a prefactor $F(g)$ slightly lower than that for the optimal states as shown in Fig. 1.

We now determine the precision with which one can estimate J using the state

$$|\psi\rangle = \left(\frac{|00\rangle^{\otimes \frac{N}{2}} + |01\rangle^{\otimes \frac{N}{2}}}{\sqrt{2}} \right), \quad (41)$$

which is, up to a basis change, the state that yields the ultimate precision in estimating J for the case where the latter is imprinted via the unitary dynamics $U = \exp(-iJH_1)$. We note that since H_1 has a doubly degenerate eigenspace for both its minimum and maximum eigenvalue, the optimal state for estimating J is not unique.

If we express this state in terms of the kink degrees of freedom, as opposed to the spin degrees of freedom then what we obtain is, up to an overall Hadamard transformation, the GHZ state, i.e., a linear superposition of zero kinks, and N kinks. As the Ising Hamiltonian expressed in the kink degrees of freedom is given by Eq. (35), up to an overall Hadamard transformation, it follows that the variance of $\mathcal{O}_J(J, B, t)$ with respect to the state $|\psi\rangle$ is given by Eq. (40), with $g = B/J$.

V. CONCLUSION

In this work we investigated precision limits for noiseless quantum metrology in the presence of parameter dependent Hamiltonians, and in particular the Ising Hamiltonian. We showed that the ultimate limit in estimating the interaction or magnetic field strength scales quadratically with the number of probe systems N , i.e., at the Heisenberg limit, and that the states that achieve this precision are linear superposition of the vacuum and fully occupied states of N free fermions. Moreover, whereas the Ising Hamiltonian generates entanglement this entan-

glement does not help in boosting the precision scaling with respect to N that can be achieved with product states. In addition, we showed that the achievable precision in estimating either J or B for the Ising Hamiltonian using GHZ-type states also scales at the Heisenberg limit.

Whereas we have shown that the entanglement generating properties of the Ising Hamiltonian do not boost the precision in estimation for product states, it may still be the case that we can exploit this property of the Ising Hamiltonian to reduce the amount of entanglement required in the initial input state of the N probes. This would be of high interest for practical realizations of quantum metrology where the creation of highly entangled states of N systems remains a challenge.

In addition, our analysis deals with optimal states and bounds in the absence of noise. It would be interesting to investigate the achievable precision bounds in the presence of several physical noise models, such as uncorrelated dephasing or depolarizing noise, as well as spatial and temporal correlated noise. Furthermore, it would be interesting to determine which of these types of noise can we readily combat via the use of error-correcting techniques, or by dynamical decoupling [47–49].

VI. ACKNOWLEDGEMENTS

This work was supported by the Austrian Science Fund (FWF): P24273-N16 and the Swiss National Science Foundation grant P2GEP2_151964.

-
- [1] D. M. Greenberger, M. A. Horne, and A. Zeilinger, in *Bells theorem, quantum theory and conceptions of the universe* (Springer, 1989) pp. 69–72.
 - [2] M. J. Holland and K. Burnett, Phys. Rev. Lett. **71**, 1355 (1993).
 - [3] H. Lee, P. Kok, and J. P. Dowling, J. Mod. Optic **49**, 2325 (2002).
 - [4] U. Dorner, R. Demkowicz-Dobrzański, B. J. Smith, J. S. Lundeen, W. Wasilewski, K. Banaszek, and I. A. Walmsley, Phys. Rev. Lett. **102**, 040403 (2009).
 - [5] J. J. . Bollinger, W. M. Itano, D. J. Wineland, and D. J. Heinzen, Phys. Rev. A **54**, R4649 (1996).
 - [6] U. Dorner, New J. Phys. **14**, 043011 (2012).
 - [7] V. Giovannetti, S. Lloyd, and L. Maccone, Science **306**, 1330 (2004).
 - [8] V. Giovannetti, S. Lloyd, and L. Maccone, Phys. Rev. Lett. **96**, 010401 (2006).
 - [9] J. Borregaard and A. Sørensen, Phys. Rev. Lett. **111**, 090802 (2013).
 - [10] E. M. Kessler, P. Kómár, M. Bishof, L. Jiang, A. S. Sørensen, J. Ye, and M. D. Lukin, Phys. Rev. Lett. **112**, 190403 (2014).
 - [11] T. Rosenband and D. Leibbrandt, arXiv preprint arXiv:1303.6357 (2013).
 - [12] G. H. Low, T. J. Yoder, and I. L. Chuang, Phys. Rev. Lett. **114**, 100801 (2015).
 - [13] K. McKenzie, D. A. Shaddock, D. E. McClelland, B. C. Buchler, and P. K. Lam, Phys. Rev. Lett. **88**, 231102 (2002).
 - [14] T. L. S. Collaboration, Nat. Phys. **7**, 962 (2011).
 - [15] S. F. Huelga, C. Macchiavello, T. Pellizzari, A. K. Ekert, M. B. Plenio, and J. I. Cirac, Phys. Rev. Lett. **79**, 3865 (1997).
 - [16] B. M. Escher, R. L. de Matos Filho, and L. Davidovich, Nat. Phys. **7**, 406 (2011).
 - [17] R. Demkowicz-Dobrzański, J. Kołodyński, and M. Guţă, Nat. Comm. **3**, 1063 (2012).
 - [18] J. Kołodyński and R. Demkowicz-Dobrzański, New J. Phys. **15**, 073043 (2013).
 - [19] S. Alipour, M. Mehboudi, and A. T. Rezakhani, Phys. Rev. Lett. **112**, 120405 (2014).
 - [20] F. Benatti, S. Alipour, and A. Rezakhani, New J. Phys. **16**, 015023 (2014).
 - [21] S. Knysh, V. N. Smelyanskiy, and G. A. Durkin, Phys. Rev. A **83**, 021804 (2011).
 - [22] S. I. Knysh, E. H. Chen, and G. A. Durkin, arXiv preprint arXiv:1402.0495 (2014).
 - [23] F. Fröwis, M. Skotiniotis, B. Kraus, and W. Dür, New J. Phys. **16**, 083010 (2014); M. Skotiniotis, F. Fröwis, W. Dür, and B. Kraus, arXiv preprint arXiv:1409.2316 (2014).
 - [24] M. Tsang, H. M. Wiseman, and C. M. Caves, Phys. Rev. Lett. **106**, 090401 (2011).

- [25] C. L. Latune, B. M. Escher, R. L. de Matos Filho, and L. Davidovich, *Phys. Rev. A* **88**, 042112 (2013).
- [26] E. Magesan, A. Cooper, H. Yum, and P. Cappellaro, *Phys. Rev. A* **88**, 032107 (2013).
- [27] I. Urizar-Lanz, P. Hyllus, I. L. Egusquiza, M. W. Mitchell, and G. Tóth, *Phys. Rev. A* **88**, 013626 (2013).
- [28] H. Ng and K. Kim, *Opt. Commun.* **331**, 353 (2014).
- [29] Y.-L. Zhang, H. Wang, L. Jing, L.-Z. Mu, and H. Fan, *Sci. Rep.* **4** (2014).
- [30] U. Marzolino and T. Prosen, *Phys. Rev. A* **90**, 062130 (2014).
- [31] S. Pang and T. A. Brun, *Phys. Rev. A* **90**, 022117 (2014).
- [32] S. Sachdev, *Quantum phase transitions* (Cambridge University Press, 1999).
- [33] P. Zanardi, P. Giorda, and M. Cozzini, *Phys. Rev. Lett.* **99**, 100603 (2007).
- [34] P. Zanardi, M. Paris, and L. Campos Venuti, *Phys. Rev. A* **78**, 042105 (2008).
- [35] S. Gammelmark and K. Mølmer, *New J. Phys.* **13**, 053035 (2011).
- [36] K. Macieszczak, M. Guta, I. Lesanovsky, and J. P. Garrahan, arXiv preprint arXiv:1411.3914 (2014).
- [37] N. Schuch, M. M. Wolf, K. G. H. Vollbrecht, and J. I. Cirac, *New J. Phys.* **10**, 033032 (2008).
- [38] P. Jurcevic, B. P. Lanyon, P. Hauke, C. Hempel, P. Zoller, R. Blatt, and C. F. Roos, *Nature* **511**, 202 (2014).
- [39] J. Schachenmayer, B. P. Lanyon, C. F. Roos, and A. J. Daley, *Phys. Rev. X* **3**, 031015 (2013).
- [40] A. De Pasquale, D. Rossini, P. Facchi, and V. Giovannetti, *Phys. Rev. A* **88**, 052117 (2013).
- [41] S. L. Braunstein and C. M. Caves, *Phys. Rev. Lett.* **72**, 3439 (1994).
- [42] P. Jordan and E. Wigner, *Zeitschrift für Physik* **47**, 631 (1928).
- [43] We note that since we are dealing with spin-1/2 systems the Pauli matrices are defined as $\sigma_x = \frac{1}{2} \begin{pmatrix} 0 & 1 \\ 1 & 0 \end{pmatrix}$ and likewise for σ_y, σ_z .
- [44] S. Suzuki, J.-i. Inoue, and B. K. Chakrabarti, in *Quantum Ising Phases and Transitions in Transverse Ising Models* (Springer, 2013) pp. 13–46.
- [45] F. Verstraete, J. I. Cirac, and J. I. Latorre, *Phys. Rev. A* **79**, 032316 (2009).
- [46] T. Monz, P. Schindler, J. T. Barreiro, M. Chwalla, D. Nigg, W. A. Coish, M. Harlander, W. Hänsel, M. Hennrich, and R. Blatt, *Phys. Rev. Lett.* **106**, 130506 (2011).
- [47] W. Dür, M. Skotiniotis, F. Fröwis, and B. Kraus, *Phys. Rev. Lett.* **112**, 080801 (2014).
- [48] G. Arrad, Y. Vinkler, D. Aharonov, and A. Retzker, *Phys. Rev. Lett.* **112**, 150801 (2014).
- [49] E. M. Kessler, I. Lovchinsky, A. O. Sushkov, and M. D. Lukin, *Phys. Rev. Lett.* **112**, 150802 (2014).