

# Hanbury Brown and Twiss Interferometry with Twisted Light

Omar S. Magaña-Loaiza<sup>1,\*</sup>, Mohammad Mirhosseini<sup>1</sup>, Robert M. Cross<sup>1</sup>, Seyed Mohammad Hashemi Rafsanjani<sup>1</sup>, and Robert W. Boyd<sup>1,2</sup>

<sup>1</sup>*The Institute of Optics, University of Rochester, Rochester, New York 14627 USA*

<sup>2</sup>*Department of Physics, University of Ottawa, Ottawa, ON K1N 6N5 Canada*

\*omar.maganaloaiza@rochester.edu

Interference governs a wide variety of fundamental effects in physics and it is considered one of the most fascinating phenomena in nature. Interest in distinguishing between interference effects produced by classical or quantum superpositions was largely motivated by the observations of Hanbury Brown and Twiss (HBT) [1–3]. In addition, the rich physics produced by the interference of random optical waves — such as those produced by pseudothermal light — has been extensively studied [4]. For example, it has been recognized that optical vortices are ubiquitous in random light [5], and that the phase distribution around these optical singularities imprints a spectrum of orbital angular momentum (OAM) onto the light field [6]. Here, we study the azimuthal properties of pseudothermal light and how intensity fluctuations induce azimuthal coherence, leading to complex interference structures. Azimuthal interference with high visibility is observed in intensity correlations. We find that these correlations depend on OAM, despite the fact that the OAM modes are defined only by a helical phase structure. This novel form of interference can be considered as the azimuthal analog of the HBT effect. We believe the azimuthal HBT effect can potentially be useful in the exploration of novel astrophysics that involves measuring the OAM of light, an important task that could for example lead to discovery of rotating black holes [7]. The presence of correlations both in angular position and also OAM of pseudothermal light permits these interference effects. A study of correlations that resemble azimuthal Einstein-Podolsky-Rosen (EPR) correlations [8] is presented.

In 1956, HBT revolutionized optical physics with the observation of a new form of interference produced by correlations of the intensity fluctuations of light that has been emitted by a chaotic source. Their stellar interferometer measured light produced by independent sources on the disk of a star and detected at different locations on Earth [2]. The observation of an interference effect in this configuration was intriguing because the light source was incoherent. Ever since, this effect has motivated extensive studies of higher-

order classical correlations and their quantum counterparts in optics, as well as in condensed matter and particle physics [9–11]. Fundamental bounds or metrics for correlation functions have been identified for a wide variety of degrees of freedom, such as in polarization, time, frequency, position, transverse momentum, angular position and OAM [3, 8, 12].

The chaotic or random nature of light is an essential element of the HBT effect. Moreover, the chaotic properties of light have been investigated and applied in a wide variety of other contexts. For example, speckled light, intimately related to pseudothermal light, has played a fundamental role in the advancement of optical physics, imaging sciences, and nanophotonics, where the study of fundamental topics such as transport phenomena, localization of light, optical vortices and correlations that resemble quantum effects have shown novel physics produced as a consequence of the chaotic properties of light [4, 13–20]. This has motivated interest in the design of random lasers or disordered structures that scatter light in random directions, which serve as sources of pseudothermal light [4, 21].

As identified by M. V. Berry, optical vortices produced by the interference of random waves are inherent elements in chaotic light [5]. Interest in this field has exploded since the recognition of a special class of vortices that carry OAM, characterized by an azimuthal phase dependence of the form  $e^{i\ell\phi}$ , where  $\ell$  is the OAM number and  $\phi$  is the azimuthal angle [22]. The azimuthal properties of light, described by the conjugate variables angular position and OAM, have shown potential for technological applications in information science, remote sensing, imaging, and metrology [23–26]. In astrophysics, recent theoretical studies have predicted that rotating black holes imprint an OAM spectrum on light, and that the measurement of this spectrum could lead to an experimental demonstration of the existence of rotating black holes [7]. In addition, the optical vortex coronagraph has allowed the observation of dim exoplanets by canceling a diffraction-limited image of a star [27]. More recently, it has been proposed to use the rotational Doppler shifts for astronomy [28].

Spatial and temporal coherence properties of optical vortices have been investigated in different contexts [8, 12, 29–32]. Nevertheless, the azimuthal effects produced by correlations of intensity fluctuations of pseudothermal light remain to be studied. Here we report on an extensive study of the azimuthal properties of pseudothermal light and its correlations. We demonstrate first- and second-order azimuthal interference in different regimes of pseudothermal light that are characterized by different degrees of randomness. We observe a classical interference structure similar to that observed using entangled photons. We identify a regime where first- and second-order interference coexist. Further, we introduce a novel and general form of interference that can be considered as the azimuthal HBT effect. These effects are produced by the presence of second-order correlations in angular position and OAM. Our description of azimuthal correlations of pseudothermal light shows some similarities with the azimuthal EPR correlations [8].

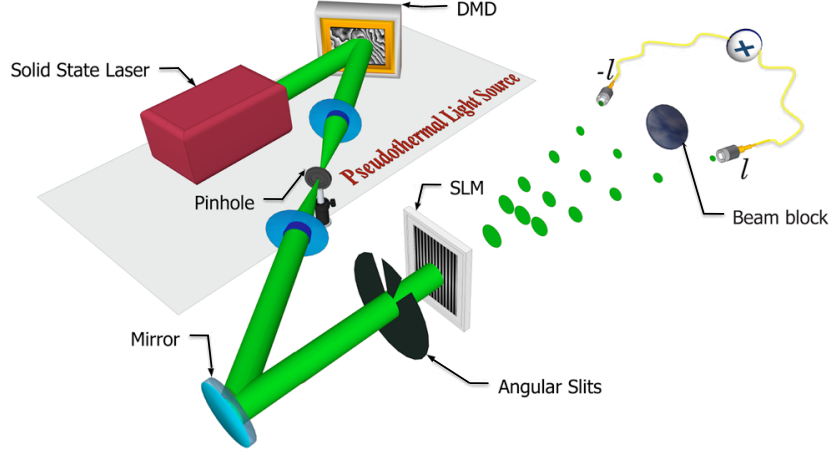


Figure 1: Experimental setup used to study first- and second-order azimuthal interference. A solid state Millennia X laser at 532 nm illuminates a digital micro-mirror device (DMD). The DMD displays a series of Kolmogorov phase screens at a rate of 1.4 kHz and acts as a source of pseudothermal light. An aperture with two angular slits and a phase pattern with specific OAM values are encoded onto a spatial light modulator (SLM). The positive and negative diffraction orders, which correspond to a positive and negative OAM values, respectively, are coupled into single-mode fibers (SMFs). Single photon counting modules and a coincidence circuit are used for joint detection of photons.

**First- and Second-Order Interference.** Our exploration of azimuthal interference of pseudothermal light was conducted with the experimental setup depicted in Fig. 1. The first part of the setup comprises a solid state laser working at 532 nm, a digital micro-mirror device (DMD) and a  $4f$  optical system containing a spatial filter in the Fourier plane. By encoding amplitude and phase information on a DMD we have designed a compact and controllable source of pseudothermal light with Kolmogorov statistics, that are typically used to model chaotic fluids [33,34]. We introduce a sequence of random phases onto the transverse profile of the beam, dynamically updated at the rate of 1.4 kHz (see supplemental material). Similar to the traditionally used rotating ground glass plate, our source modifies the spatial and temporal coherence of the beam in a chaotic fashion [35,36]. However, it offers the possibility to carefully tune the chaotic properties of the beam by modifying the Fried’s coherence length  $r_0$ . The shaped beam is imaged onto a spatial light modulator (SLM), where two angular slits and a forked diffraction grating are encoded. This diffracts the beam into multiple diffraction orders. The first positive and first negative diffracted orders correspond to projections onto a positive and negative OAM value, respectively. Both diffraction orders are collected by single-mode fibers (SMFs), measured by two avalanche photodiodes (APDs) and then correlated. The resolution time of each measurement is 42 ns and the accumulation time is 15 s.

We represent the optical field after the two angular slits  $\Psi(r, \phi)$  as  $\mathcal{E}(r)\Phi(r, \phi)[A(\phi) + A(\phi - \phi_0)]$ , where  $\mathcal{E}(r)$  is the optical field from the laser,  $\Phi(r, \phi)$  is a realization of the chaotic phase screen on the DMD, and  $A(\phi)$  is the transmission function of the angular slits, which is assumed to be centered at 0 radians, whereas  $A(\phi - \phi_0)$  is the transmission function of the slit centered at  $\phi_0$ . We image  $\Psi(r, \phi)$  onto the SLM, on which different OAM masks are displayed. For each measurement of OAM we impress several hundreds of phase

screens, all of them characterized by a fixed value of Fried's coherence length. The contribution from each OAM measurement can be described by  $a_{p\ell}$  defined as  $\int r dr d\phi (2\pi)^{-1/2} R_p^*(r) e^{-i\ell\phi} \Psi(r, \phi)$ , where  $R_p^*(r)$  is a radial function and  $p$  the radial index. The measured intensity for each OAM projection  $I_\ell$  can be described as  $\sum_p |a_{p\ell}|^2$ . In order to measure the produced azimuthal interference we have repeated the experiment for  $\ell = -15$  to  $\ell = 15$ . The averaged intensity in the first diffraction order is given by

$$\langle I_\ell \rangle = \frac{\alpha^2 \text{sinc}^2(\alpha\ell/2)}{2\pi^2} \int r dr |\mathcal{E}(r)|^2 \{2 + e^{-i\ell\phi_0} \langle \Phi^*(r, 0) \Phi(r, \phi_0) \rangle + e^{i\ell\phi_0} \langle \Phi^*(r, \phi_0) \Phi(r, 0) \rangle\}, \quad (1)$$

where  $\alpha$  is the width of the slits. The average of the intensity over an ensemble of different realizations of the field, corresponding to different realizations of chaotic phases is denoted by  $\langle \dots \rangle$ . The visibility of the interference is dictated by the terms  $\langle \Phi^*(r, 0) \Phi(r, \phi_0) \rangle$  and  $\langle \Phi^*(r, \phi_0) \Phi(r, 0) \rangle$ . Experimental evidence that confirms Eq. 1 is shown in Fig. 2 (a)-(d). The visibility decreases with the decrease of the spatial coherence of the source. Fig. 2(a) shows the interference obtained when spatially coherent light is employed, Figs. 2 (b)-(d) show first order interference for pseudothermal light, characterized by different values of  $r_0$ . A more interesting effect is observed when the first positive and negative diffraction orders are correlated; this can be described by  $\langle I_\ell I_{-\ell} \rangle$ . This term consists of three contributions (see supplemental material). The first is a constant term  $\mathcal{G}_0$ . The second term,  $\mathcal{G}_\ell$ , describes an interference pattern that oscillates with the same OAM frequency as  $\langle I_\ell \rangle$ .  $\mathcal{G}_\ell$  is proportional to  $\int r_1 dr_1 r_2 dr_2 |\mathcal{E}(r_1)|^2 |\mathcal{E}(r_2)|^2 (e^{-i\ell\phi_0} \{ \langle \Phi^*(r_1, 0) \Phi(r_1, \phi_0) \rangle + \langle \Phi^*(r_2, \phi_0) \Phi(r_2, 0) \rangle \} + \text{c.c.})$ , where  $r_1$  and  $r_2$  represents the radial coordinate of the first positive and negative diffraction order, respectively. The last term,  $\mathcal{G}_{2\ell}$ , shows an interference pattern that oscillates in OAM with twice the frequency as  $\langle I_\ell \rangle$ , this is described by

$$\mathcal{G}_{2\ell} = \frac{\alpha^4 \text{sinc}^4(\alpha\ell/2)}{4\pi^4} \int r_1 dr_1 r_2 dr_2 |\mathcal{E}(r_1)|^2 |\mathcal{E}(r_2)|^2 (e^{-2i\ell\phi_0} \{ \langle \Phi^*(r_1, 0) \Phi(r_1, \phi_0) \Phi^*(r_2, \phi_0) \Phi(r_2, 0) \rangle \} + \text{c.c.}). \quad (2)$$

The experimental results for the second order degree of coherence  $\Delta G^{(2)}$  are shown in Figs. 2 (e)-(h). These can be described using  $\mathcal{G}_\ell$  and  $\mathcal{G}_{2\ell}$ . For a coherent beam,  $\mathcal{G}_\ell$  is the dominant contribution to  $\Delta G^{(2)}$ , although it decreases when the degree of the spatial coherence of the source is reduced. As expected, the second-order interference for a coherent beam (see Fig. 2 (e)) oscillates with the same OAM frequency as the first order interference pattern (see Fig. 2 (a)). When the source of pseudothermal light is used, the contribution from  $\mathcal{G}_{2\ell}$  becomes significant, this term in contrast to  $\mathcal{G}_\ell$ , does not decrease with the degree of spatial coherence of the source as can be seen from Eq. 2 (see Figs. 2 (f)-(h)). For example, in Fig. 2(f), the contribution from  $\mathcal{G}_{2\ell}$  is smaller than  $\mathcal{G}_\ell$ , note that the significance of  $\mathcal{G}_{2\ell}$  increases with the degree of

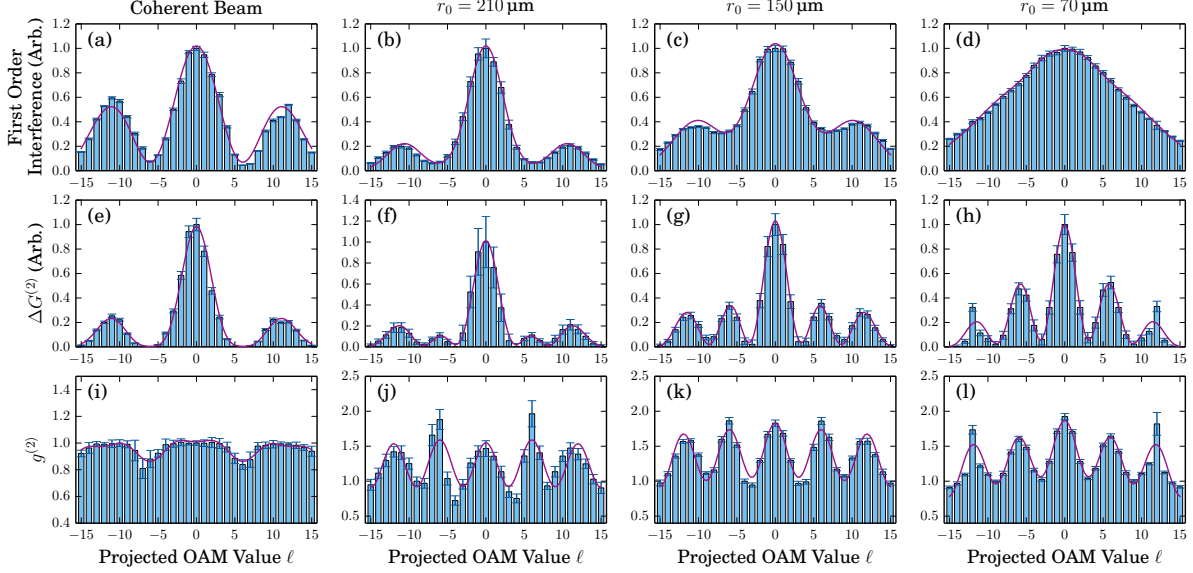


Figure 2: Experimental first- and second-order interference in the azimuthal degree of freedom and their dependence on the source coherence. Figures (a)-(d) show first order interference, (a) shows interference produced by coherent light, (b)-(d) show the measured interference for various degrees of pseudothermal light, characterized by the Fried's coherence length. Figures (e)-(h) show the corresponding second order interference given by  $\Delta G^{(2)}$  and figures (i)-(l) show the estimated degree of second-order coherence  $g^{(2)}$ . We choose  $\alpha$  to be  $\pi/12$  and the separation  $\phi_0$  is  $\pi/6$ . Bars represent data, while the line is the theoretical curve predicted by theory.

randomness or intensity fluctuations in our source, namely, as the source becomes more spatially incoherent. As our analysis suggests, this behavior can be expected for any partially coherent beam. The corresponding degree of second order coherence  $g^{(2)}$  is shown in Figs. 2 (i)-(l). Given the fact that a coherent beam produces interference patterns that oscillate with a fixed OAM frequency, as in Figs. 2(a) and 2(e), and that entangled photons do not produce interference in singles but in correlations such as those in Fig. 2 (d) and 2 (h). It is interesting the observation of a regime where chaotic fluctuations permit the coexistence of interference that oscillates with  $\ell$  and  $2\ell$  (see Figs. 2 (b) and 2 (f)). The mathematical relation between  $\mathcal{G}_\ell$  and  $\mathcal{G}_{2\ell}$  might be useful to study transitions between classical to quantum coherence, or effects associated with decoherence or induced coherence of light.

**Azimuthal HBT interference.** The chaotic properties of light produce a more general form of azimuthal interference when different OAM values are correlated. This is demonstrated through the azimuthal analog of HBT experiment, which is a general version of the experimental setup depicted in Fig. 1. Here, a beam splitter makes two copies of the pseudothermal field that are imaged onto two SLMs, where different holograms are realized. The first positive diffraction orders in each arm are collected by SMFs measured by two APDs and the outputs are sent to a correlator. We set the parameter  $r_0$  of the pseudothermal source of light to  $150 \mu\text{m}$ . We encode two angular slits in each SLM, with the same characteristics as before. In one of the arms we project the slits onto a fixed OAM value, whereas a series of OAM projections are performed

in the other arm. This is analog to the utilization of a moving detector and a fixed one in the original experiment performed by HBT [2]. The intensity of light remains almost constant in the arm with a fixed OAM number, whereas the second detector measures an interference pattern with low visibility as described by Eq. 1 (see Fig. 2 (c)) .

In the experiment, we set the fixed OAM number to  $\ell_0 = +2$ , while we scan through different OAM numbers on the SLM located in the other arm, from  $\ell = -16$  to  $\ell = +16$ . We then repeat the experiment setting the constant OAM number to  $\ell_0 = -2$ . When the output of both detectors are correlated, two interesting effects are observed. The first is the increase of visibility in the interference pattern with respect to first-order interference; a form of induced coherence. The second effect is marked by a shift in the OAM spectrum generated by the interfering beams. The latter effect is rather surprising, given that the OAM modes are defined by their phase structure. Normally, intensity correlations are assumed to be independent of phase. This effect is described by  $\langle I_\ell I_{\ell_0} \rangle$  (see supplemental material). For the fluctuations of our source of pseudothermal light,  $\mathcal{G}_{\ell, \ell_0}$  is the dominating term in  $\langle I_\ell I_{\ell_0} \rangle$ , which takes the form

$$\mathcal{G}_{\ell, \ell_0} = \frac{\alpha^4 \text{sinc}^4([\ell - \ell_0]\alpha/2)}{4\pi^4} \int r_1 dr_1 r_2 dr_2 |\mathcal{E}(r_1)|^2 |\mathcal{E}(r_2)|^2 (e^{-i(\ell - \ell_0)\phi_0} \{ \langle \Phi^*(r_1, 0) \Phi(r_1, \phi_0) \Phi^*(r_2, \phi_0) \Phi(r_2, 0) \rangle \} + \text{c.c.}). \quad (3)$$

Fig. 4 (a) and Fig. 4 (b) show experimental results for the azimuthal HBT interference.

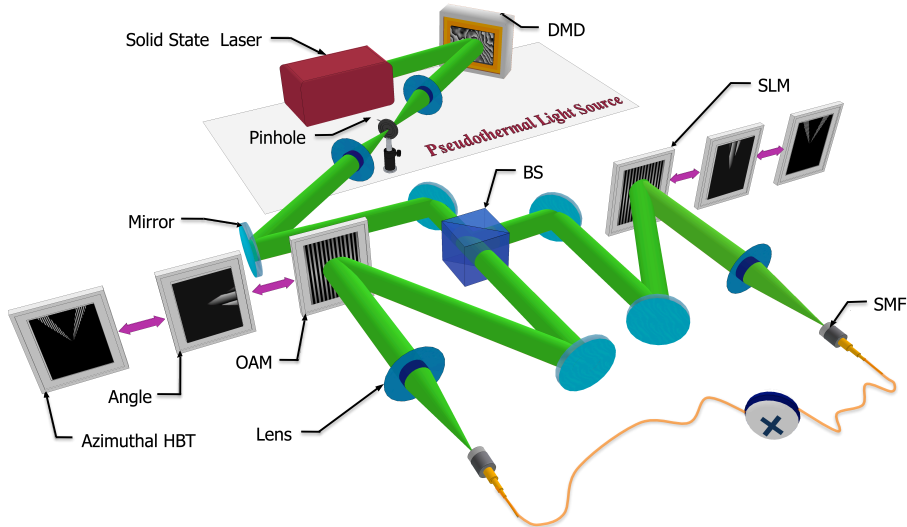


Figure 3: Schematic representation of the experimental setup for azimuthal HBT interference and measurement of correlations in OAM and angular position variables. A beam splitter (BS) generates two copies of the randomly fluctuating beam, each of which is imaged onto one of the SLMs. For the azimuthal HBT interference measurement we encode two angular slits multiplied by different values of OAM onto each SLM. Angular and OAM correlations are investigated by displaying either angular apertures or OAM modes, respectively, on the SLM. Light from the first positive diffraction orders are collected by two SMFs, sent to two detectors, and the correlation between the two output signals is calculated.

In recent years, the interest for utilizing beams carrying OAM has grown in astronomy but unfortunately the propagation through random media produces chaotic phase fluctuations of optical vortices [29]. This poses serious problems for methods based on OAM of light, limiting their application [23, 30]. It has been suggested that imaging schemes based on second-order correlations are robust against turbulence [37, 38]. Due to this, we anticipate that the azimuthal HBT effect offers the possibility of exploring novel phenomena in astrophysics, such as the studies of relativistic dynamics produced by rotating black holes [7].

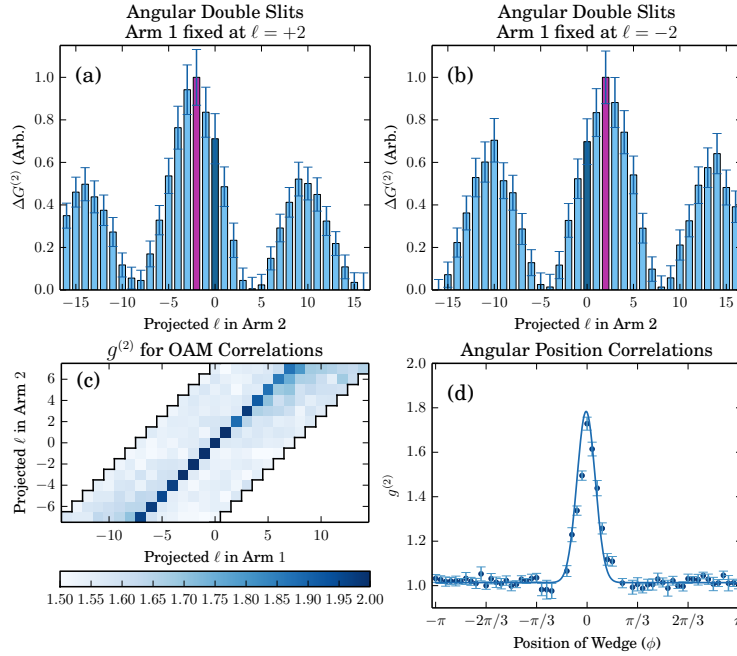


Figure 4: Experimental evidence for the azimuthal HBT effect (a) and (b), and for correlations in OAM and angular position (c) and (d). (a) and (b) show that  $\Delta G^{(2)}$  plotted as a function of the OAM value displayed in arm 2, for a fixed OAM value displayed in arm 1, shows interference fringes. The bar in dark blue shows the center of the interference pattern for singles counts (see Fig. 2 (c)), whereas the purple bar shows the center of the displayed interference pattern. (c) shows that strong correlations are measured when same OAM values are displayed on both SLMs. A similar behavior is observed for correlations in the angular position variable (d).

**Angular-position—OAM correlations.** The strength of correlations in angular position and OAM produces azimuthal coherence that gives rise to the peculiar interference structures that we discussed above. Given this fact, we describe second-order correlations of pseudothermal light in angular position and OAM.

The superposition of random waves produces an OAM spectrum in pseudothermal light. In our experiment, depicted in Fig. 3, the OAM spectrum is controlled by the Fried's coherence length. The OAM spectrum increases with the fluctuations of light. We set the Fried's coherence length to  $70 \mu\text{m}$  and this produces a broad OAM spectrum that remains almost constant within the range of OAM that we measure. The first SLM is used to perform a projection to a fixed value of OAM, and a series of forked holograms is used to scan through different values of OAM in the second SLM. The measured intensity for a single value of OAM projected on the SLM,  $\langle I_\ell \rangle$  can be approximated to  $\int r^2 dr^2 d\phi^2 |\mathcal{E}(r)|^2 g(r)^2$ , where  $g(r)$  is

the Gaussian mode supported by the SMF (see supplemental material). However, when we measure coincidences from the output of the two detectors, the same OAM values contained in the OAM spectrum of pseudothermal light show higher correlations, see Fig. 4 (c). This can be described by

$$\langle I_{\ell_1} I_{\ell_2} \rangle = \langle I_{\ell_1} \rangle \langle I_{\ell_2} \rangle (1 + \delta_{\ell_1, \ell_2}). \quad (4)$$

In this case, the indices  $\ell_1$  or  $\ell_2$  represent the OAM projection in arm 1 or 2, respectively. These correlations show two significant differences with the correlations observed in spontaneous parametric down-conversion (SPDC). The first is the absence of anti-correlations, produced as consequence of the conservation of OAM in a nonlinear process, as in SPDC. Second, there is a constant term that makes perfect correlations impossible.

Similar to correlations in OAM, we investigate correlations in angular position by projecting angular apertures onto the SLMs. In order to make our measurements precise, we utilize narrow angular apertures of  $\pi/15$ . Keeping one aperture at a fixed location, correlations at 60 angular positions are measured. Because of the rotational symmetry, correlations in this variable can be fully characterized by projecting a single angular aperture centered at  $\phi = 0$  in the fixed SLM while changing the angular position of the other, located in the second arm. The intensities of the projected angular apertures are correlated, as was done with the OAM bases, and the correlations can be described as  $\langle I_{\phi} I_{\phi_0} \rangle = \langle I_{\phi} \rangle \langle I_{\phi_0} \rangle (1 + \delta_{\phi, \phi_0})$ . Here the subscript  $\phi$  represents the arm where angular apertures at variable positions are displayed, and  $\phi_0$  represents the aperture displayed at a fixed position. The amount of light measured by each detector is almost constant, however when both detectors are correlated, it is found that pseudothermal light shows second-order correlations in angular position as shown in Fig. 4 (d).

The first observation of second-order correlations of classical light in the azimuthal variables show similarities with azimuthal EPR correlations, observed in photons entangled in angular position and OAM. Interestingly, for pseudothermal light, these correlations are a consequence of the non-separability of the second-order correlation function in the OAM and angular position variables. In fact, a similar situation prevails for Eqs. 2 and 3. However, the lack of perfectly correlated photons in pseudothermal light prevents us from surpassing classical bounds. Both theoretical and experimental results show that to some degree, different OAM numbers or angular positions are also correlated. These background correlations make impossible to violate, for example, the azimuthal EPR criterion  $(\Delta\ell)^2(\Delta\phi)^2 \geq 1/4$ . Although, it is also clear that correlations are stronger for same OAM values or angular positions, and if  $\Delta\ell$  and  $\Delta\phi$  are estimated near these high correlations, namely neglecting background, the variance product is similar to that achieved for nonclassical light. For our experimental results  $(\Delta\ell)^2(\Delta\phi)^2$  is 0.054, of similar order to the one reported in [8]. The uncertainties were measured by performing a least squares fit of the data to a Gaussian distri-

bution and recording the standard deviation of the result. Note that, this does not imply a violation of the EPR criterion. However, these results may be valuable quantifying the strength of correlations, which is the main resource for developing new applications that involves the azimuthal degree of freedom.

In conclusion, we have demonstrated that chaotic fluctuations of pseudothermal light lead to a new family of azimuthal effects that elucidate novel properties of light. We have observed that correlations of intensity fluctuations in angular position and OAM induce azimuthal coherence, that produces distinct interference structures. First- and second-order azimuthal interference were demonstrated. We have observed a regime where azimuthal interference that oscillates with  $\ell$  and  $2\ell$  coexist. In addition, we have introduced a general form of azimuthal interference that is the azimuthal analog of the HBT effect. Given the fact that these effects are manifestations of azimuthal correlations, we have investigated correlations in both angular position and OAM of pseudothermal light, which share similarities with azimuthal EPR correlations. Our findings could in the future lead to more fundamental research regarding azimuthal properties of pseudothermal light. We believe in the possibility of employing the effects we have described for applications in correlated technologies for imaging, metrology and remote sensing.

## Supplemental Material

**Source of Pseudothermal light.** Pseudo-thermal light was created by generating phase screens following Kolmogorov statistics. Kolmogorov's statistical theory is used to model chaotic turbulent fluids. We have generated Kolmogorov phase screens for varying levels of simulated randomness by using the approximate power spectral density of  $\Phi(f) \approx 0.023r_0^{-5/3}f^{-11/3}$ . Fried's parameter  $r_0$  is related to the average coherence length between two points in the beam. By adjusting Fried's parameter  $r_0$ , we can increase or decrease the size of and the distance between the phase cells and thus the amount of randomness in the phase screens. By adding normally distributed deviations to the power spectral density, we can then take the real part of the inverse Fourier transform in order to generate a single Kolmogorov phase screen.

A DMD can be used to manipulate both the phase and amplitude profile of a light beam. A translation in a binary diffraction grating will cause a phase shift to occur in the diffracted light, while varying the duty cycle of the periodic grating will change the efficiency, and thus the amplitude of the diffracted beam. Both of these techniques can be done locally in order to spatially control both the phase and amplitude of the beam. The generated Kolmogorov screens were then converted into binary diffraction gratings to be displayed on a DMD.

We used the Texas Instruments LightCrafter Evaluation Module (DLPC300) which drives a Texas Instruments DLP3000 DMD. The DMD contains an array of  $608 \times 684$  micromirrors with a total diagonal length




Figure 5: Example frame sent to DMD containing 24 binary holograms encoded in bit plane slices

of 7.62 mm. The DMD was operated in a mode that allowed a binary pattern to be displayed at a rate of 1440 Hz. The DMD takes a 24-bit color 60 Hz signal over an HDMI connection. Since the image contains 24 bits, a single video frame can contain 24 binary images. In this mode, the DMD will cycle through the least significant bit to the most significant bit in the blue signal of a frame. Then the DMD will display the bits in the red signal, and finally the green signal. 72 000 Kolmogorov screens were encoded into 3000 24-bit frames for each value of Fried's parameter  $r_0 = 70 \mu\text{m}$ ,  $150 \mu\text{m}$  and  $210 \mu\text{m}$ . Figure 5 shows an example of one of the generated frames sent to the DMD. This frame contains 24 binary holograms encoded in the bit planes of the image to be displayed sequentially.

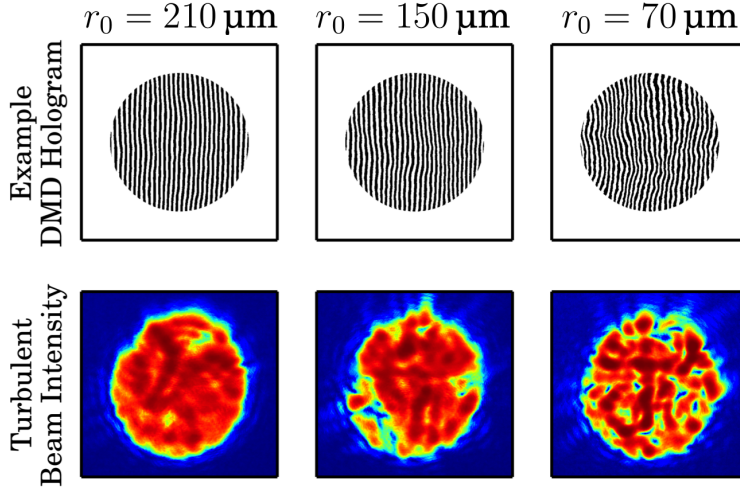


Figure 6: Example DMD holograms and resulting beams measured before the image plane.

Figure 6 shows images of the pseudo-thermal light with the detector before the image plane, in addition to an example hologram used to create the beam. Note that the randomness within the beam increases as the value of  $r_0$  is reduced.

#### Derivation of Azimuthal Pseudothermal Interference.

Here, we derive the equations utilized in the manuscript, we start by describing first and second order interference of pseudothermal light. We assume that the beam of light from our laser is described by the electric field  $\mathcal{E}(r)$ , where  $r$  is the radius in the transverse plane. In addition, we assume that this field does

not have any azimuthal dependence. We encode a random Kolmogorov phase screen onto the beam, which is described as  $\Phi(r, \phi)$ . Later, the field illuminates two angular apertures at the angles 0 and  $\phi_0$ . Thus the field after the two slits is given by

$$\mathcal{E}(r)\Phi(r, \phi)[A(\phi) + A(\phi - \phi_0)]. \quad (5)$$

As described in the manuscript, we emulate the widely used ground-glass plate with a series of phase screens that change rapidly in comparison to the accumulation time of the measurement, thus creating an ensemble of field realizations. We now want to find the intensity of the field at a given OAM eigenstate. We designate a complete radial basis, although we need not make an explicit choice of basis. Any transverse function can be written as

$$\Psi(r, \phi) = \sum_{\ell, p} a_{p\ell} R_p(r) \frac{e^{i\ell\phi}}{\sqrt{2\pi}}, \quad (6)$$

where

$$a_{p\ell} = \int r dr d\phi R_p^*(r) \frac{e^{-i\ell\phi}}{\sqrt{2\pi}} \Psi(r, \phi). \quad (7)$$

Then, the measured intensity after projecting the beam onto an OAM number is given by

$$\begin{aligned} I_\ell &= \sum_p |a_{p\ell}|^2 = \sum_p \int r_1 dr_1 r_2 dr_2 d\phi_1 d\phi_2 \Psi^*(r_1, \phi_1) R_p(r_1) \frac{e^{i\ell\phi_1}}{\sqrt{2\pi}} \frac{e^{-i\ell\phi_2}}{\sqrt{2\pi}} R_p^*(r_2) \Psi(r_2, \phi_2) \\ &= \int r_1 dr_1 r_2 dr_2 d\phi_1 d\phi_2 \Psi^*(r_1, \phi_1) \Psi(r_2, \phi_2) \frac{e^{i\ell(\phi_1 - \phi_2)}}{2\pi} \sum_p R_p(r_1) R_p^*(r_2) \\ &= \frac{1}{2\pi} \int r dr d\phi_1 d\phi_2 \Psi^*(r, \phi_1) \Psi(r, \phi_2) e^{i\ell(\phi_1 - \phi_2)}, \end{aligned} \quad (8)$$

which is simplified by using the fact that  $\sum_p R_p(r_1) R_p^*(r_2) = \frac{\delta(r_1 - r_2)}{r_1}$ . Now we replace  $\Psi(r, \phi)$  with the electric field after the two angular slits described by Eq. 1. For simplicity, we approximate  $A(\phi)$  with  $\delta(\phi)$  and  $A(\phi - \phi_0)$  with  $\delta(\phi - \phi_0)$ , the advantage of this approximation is shown below

$$\begin{aligned} I_\ell &= \frac{1}{2\pi} \int d\phi_1 d\phi_2 r dr e^{i\ell(\phi_1 - \phi_2)} |\mathcal{E}(r)|^2 \Phi(r, \phi_1) \Phi(r, \phi_2)^* \\ &\quad \{ \delta(\phi_1) \delta(\phi_2) + \delta(\phi_1) \delta(\phi_2 - \phi_0) + \delta(\phi_1 - \phi_0) \delta(\phi_2) + \delta(\phi_1 - \phi_0) \delta(\phi_2 - \phi_0) \} \\ I_\ell &= \frac{1}{2\pi} \int r dr |\mathcal{E}(r)|^2 \{ 2 + e^{-i\ell\phi_0} \Phi^*(r, 0) \Phi(r, \phi_0) + e^{i\ell\phi_0} \Phi^*(r, \phi_0) \Phi(r, 0) \}. \end{aligned} \quad (9)$$

Now we take the ensemble average to get

$$\langle I_\ell \rangle = \frac{1}{2\pi} \int r dr |\mathcal{E}(r)|^2 \{ 2 + e^{-i\ell\phi_0} \langle \Phi^*(r, 0) \Phi(r, \phi_0) \rangle + e^{i\ell\phi_0} \langle \Phi^*(r, \phi_0) \Phi(r, 0) \rangle \}. \quad (10)$$

The finite size of the slits produce an envelope, caused by diffraction, that modulates the interference pattern. If a slit with a width  $\alpha$  is considered, the interference pattern is roughly determined by  $\int_{-\pi}^{\pi} d\phi f(\phi) e^{-i\phi\ell}$ , in our case  $f(\phi)$  is 1 from  $-\alpha/2$  to  $\alpha/2$ . This integral produces a diffraction envelope given by  $\frac{\alpha}{2\pi} \text{sinc}(\frac{\ell\alpha}{2})$ . The diffraction produced by the second slit can be described as  $\frac{\alpha}{2\pi} \text{sinc}(\frac{\ell\alpha}{2}) e^{-i\ell\phi_0}$ . In intensity, the total diffraction is described as  $(\frac{\alpha}{\pi})^2 \text{sinc}^2(\frac{\ell\alpha}{2})(1 + \cos(\ell\phi_0))$ . Taking into account this result, the first order interference-diffraction pattern can be estimated by  $\langle I_\ell \rangle = \frac{\alpha^2 \text{sinc}^2(\ell\alpha/2)}{2\pi^2} \int r dr \mathcal{E}^2(r) \{2 + e^{-i\ell\phi_0} \langle \Phi^*(r, 0) \Phi(r, \phi_0) \rangle + e^{i\ell\phi_0} \langle \Phi^*(r, \phi_0) \Phi(r, 0) \rangle\}$ . We now need to develop appropriate approximations for the above averages. For Gaussian noise we will have

$$\langle \Phi^*(r, 0) \Phi(r, \phi_0) \rangle = \exp\left(-\frac{2r^2 |\sin \frac{\phi_0}{2}|^2}{r_0^2}\right) = \exp(-\alpha r^2). \quad (11)$$

For a coherent beam  $r_0 \gg r$  and we can estimate  $\langle \Phi^*(r, 0) \Phi(r, \phi_0) \rangle = 1$ . As  $r_0$  decreases the coherence function vanishes and the dependence on  $\ell$  disappears. The expression for intensity now becomes

$$\begin{aligned} \langle I_\ell \rangle &= \mathcal{I}_0 + \mathcal{I}_\ell \\ \mathcal{I}_0 &= \frac{1}{\pi} \int r dr \mathcal{E}^2(r) \\ \mathcal{I}_\ell &= \frac{1}{\pi} \text{Re} \left[ e^{-i\ell\phi_0} \int r dr |\mathcal{E}(r)|^2 \exp(-\alpha r^2) + \text{c.c.} \right]. \end{aligned} \quad (12)$$

As  $r_0$  decreases,  $\alpha$  increases and most of the contribution to the integral comes from  $r \approx 0$ , since the integrand is zero at that point, the integral vanishes identically. For pseudothermal light, the dependence on  $\ell$  vanishes away.

Now we derive an expression for the correlations between two positive and negative OAM projections

$$\begin{aligned} I_\ell I_{-\ell} &= \frac{1}{4\pi^2} \int r_1 dr_1 |\mathcal{E}(r_1)|^2 \{2 + e^{-i\ell\phi_0} \Phi^*(r_1, 0) \Phi(r_1, \phi_0) + e^{i\ell\phi_0} \Phi^*(r_1, \phi_0) \Phi(r_1, 0)\} \\ &\quad \times \int r_2 dr_2 |\mathcal{E}(r_2)|^2 \{2 + e^{i\ell\phi_0} \Phi^*(r_2, 0) \Phi(r_2, \phi_0) + e^{-i\ell\phi_0} \Phi^*(r_2, \phi_0) \Phi(r_2, 0)\} \\ &= \mathcal{G}_0 + \mathcal{G}_\ell + \mathcal{G}_{2\ell}, \end{aligned} \quad (13)$$

where the three contributions are given by

$$\begin{aligned} \mathcal{G}_0 &= \frac{1}{\pi^2} \int r_1 dr_1 r_2 dr_2 |\mathcal{E}(r_1)|^2 |\mathcal{E}(r_2)|^2 + \frac{1}{4\pi^2} \int r_1 dr_1 r_2 dr_2 |\mathcal{E}(r_1)|^2 |\mathcal{E}(r_2)|^2 \Phi^*(r_1, 0) \Phi(r_1, \phi_0) \Phi^*(r_2, 0) \Phi(r_2, \phi_0) \\ &\quad + \frac{1}{4\pi^2} \int r_1 dr_1 r_2 dr_2 |\mathcal{E}(r_1)|^2 |\mathcal{E}(r_2)|^2 \Phi^*(r_1, \phi_0) \Phi(r_1, 0) \Phi^*(r_2, \phi_0) \Phi(r_2, 0), \end{aligned} \quad (14)$$

$$\mathcal{G}_\ell = \frac{1}{2\pi^2} \int r_1 dr_1 r_2 dr_2 |\mathcal{E}(r_1)|^2 |\mathcal{E}(r_2)|^2 e^{-i\ell\phi_0} \{\Phi^*(r_1, 0)\Phi(r_1, \phi_0) + \Phi^*(r_2, \phi_0)\Phi(r_2, 0)\} + \text{c.c.}, \text{ and} \quad (15)$$

$$\mathcal{G}_{2\ell} = \frac{1}{4\pi^2} \int r_1 dr_1 r_2 dr_2 |\mathcal{E}(r_1)|^2 |\mathcal{E}(r_2)|^2 e^{-2i\ell\phi_0} \{\Phi^*(r_1, 0)\Phi(r_1, \phi_0)\Phi^*(r_2, \phi_0)\Phi(r_2, 0)\} + \text{c.c.} \quad (16)$$

Finally, we need to estimate the ensemble averages for these quantities. For pseudothermal light, the term  $\mathcal{G}_\ell$  does not contribute significantly to  $\langle I_\ell I_{-\ell} \rangle$ . A similar situation remains for the components of  $\mathcal{G}_0$  that arise from four point coherence functions. For  $\mathcal{G}_0$ , the contribution from the four point coherence function is identically zero when  $r_1 = r_2$ . Second order interference for pseudothermal light can be described as

$$\langle \mathcal{G}_{2\ell} \rangle = \frac{e^{-2i\ell\phi_0}}{4\pi^2} \int r_1 dr_1 r_2 dr_2 |\mathcal{E}(r_1)|^2 |\mathcal{E}(r_2)|^2 \langle \Phi^*(r_1, 0)\Phi(r_1, \phi_0)\Phi^*(r_2, \phi_0)\Phi(r_2, 0) \rangle + \text{c.c.}, \quad (17)$$

if  $\langle \Phi^*(r_1, 0)\Phi(r_1, \phi_0)\Phi^*(r_2, \phi_0)\Phi(r_2, 0) \rangle$  is approximated with delta functions, one can obtain

$$\langle \mathcal{J}_{2\ell} \rangle = \frac{e^{-2i\ell\phi_0}}{4\pi^2} \int r_1^2 dr_1 |\mathcal{E}(r_1)|^4 + \text{c.c.} \quad (18)$$

For the case of pseudothermal light we can approximate  $\langle I_\ell I_{-\ell} \rangle$  as follows

$$\langle I_\ell I_{-\ell} \rangle \approx \left( \frac{1}{\pi} \int r dr |\mathcal{E}(r)|^2 \right)^2 + \left( \frac{\cos 2\ell\phi_0}{2\pi^2} \int r^2 dr |\mathcal{E}(r)|^4 \right). \quad (19)$$

Diffraction introduced by the slits with finite size adds the following modulation:  $\langle I_\ell I_{-\ell} \rangle \approx \left( \frac{1}{\pi} \int r dr |\mathcal{E}(r)|^2 \right)^2 + \frac{\alpha^4 \text{sinc}^4\left(\frac{\ell\alpha}{2}\right)}{4\pi^4} \left( \frac{\cos 2\ell\phi_0}{2\pi^2} \int r^2 dr |\mathcal{E}(r)|^4 \right)$ .

As described in the manuscript, another consequence of second order interference is azimuthal HBT interference, this can be estimated from Eq. 13. In this case, the product of intensities is  $I_\ell I_{-\ell_0}$ , where  $\ell_0$  describes the constant OAM value displayed in one of the SLMs. In contrast to the previous case, these correlations produce four contributions, one is constant  $\mathcal{G}_0$  given by  $\frac{1}{\pi^2} \int r_1 dr_1 r_2 dr_2 |\mathcal{E}(r_1)|^2 |\mathcal{E}(r_2)|^2$ . A second term oscillates with a frequency given by  $e^{-i\ell\phi_0}$ . However, the strength of this term is defined by  $\langle \Psi^*(r, 0)\Psi(r, \phi_0) \rangle$ , which can be negligible for pseudothermal light. The frequency of the third component is stabilized by  $e^{-i(\ell+\ell_0)\phi_0}$ , whose strength is dictated by  $\langle \Psi^*(r, 0)\Psi(r, \phi_0)\Psi^*(r, 0)\Psi(r, \psi_0) \rangle$ , which is also very small for pseudothermal light. The main contribution is given by a term that shows a shift in the OAM spectrum of the interference pattern, this is described by

$$\mathcal{G}_{\ell, \ell_0} = \frac{\alpha^4 \text{sinc}^4\left(\frac{[\ell-\ell_0]\alpha}{2}\right)}{4\pi^4} \int r_1 dr_1 r_2 dr_2 |\mathcal{E}(r_1)|^2 |\mathcal{E}(r_2)|^2 \langle \Phi^*(r_1, 0)\Phi(r_1, \phi_0)\Phi^*(r_2, \phi_0)\Phi(r_2, 0) \rangle + \text{c.c.} \quad (20)$$

### Angle-OAM Correlations.

In this section we perform the calculation for the angle-orbital angular momentum correlations. The light that emerges from the DMD is given by  $\mathcal{E}(r)\Phi(r, \phi)$ . We make two copies using a beam splitter and find the coincidence of projections on two different modes of light. Let us first discuss the projection of one of the beams. The amplitude of projection is given by

$$a_\ell = \int r dr d\phi \mathcal{E}(r) \Phi(r, \phi) \frac{e^{-i\ell\phi}}{\sqrt{2\pi}} g(r), \quad (21)$$

where  $g(r)$  is the radial profile of the single mode fiber. The intensity is given by

$$I_\ell = \int r_1 dr_1 d\phi_1 \mathcal{E}(r_1) \Phi(r_1, \phi_1) \frac{e^{-i\ell\phi_1}}{\sqrt{2\pi}} g(r_1) \times \int r_2 dr_2 d\phi_2 \mathcal{E}(r_2) \Phi^*(r_2, \phi_2) \frac{e^{i\ell\phi_2}}{\sqrt{2\pi}} g(r_2). \quad (22)$$

Therefore the expected value of the intensity is given by

$$\langle I_\ell \rangle = \int r_1 dr_1 r_2 dr_2 d\phi_1 d\phi_2 \mathcal{E}(r_1) g(r_1) \mathcal{E}(r_2) g(r_2) \frac{e^{-i\ell(\phi_1 - \phi_2)}}{2\pi} \langle \Phi(r_1, \phi_1) \Phi^*(r_2, \phi_2) \rangle. \quad (23)$$

We are considering the case of highly fluctuating light and thus the coherence function can be approximated using a delta function. The result of the integral is then given by

$$\langle I_\ell \rangle = \frac{1}{2\pi} \int r_1^2 dr_1^2 d\phi_1^2 |\mathcal{E}(r_1)|^2 g(r_1)^2. \quad (24)$$

The important point is that this quantity is independent of the value of  $\ell$ . Now let us derive the case of two coincident projections. The amplitude of coincident projections is given by

$$a_{\ell_1} a_{\ell_2} = \Pi_{i=1}^2 \left( \int r_i dr_i d\phi_i \mathcal{E}(r_i) \Phi(r_i, \phi_i) \frac{e^{-i\ell_i \phi_i}}{\sqrt{2\pi}} g(r_i) \right). \quad (25)$$

We measure the rate of this coincidence which is given by

$$\begin{aligned} I_{\ell_1} I_{\ell_2} = & \int r_1 dr_1 d\phi_1 \mathcal{E}(r_1) \Phi(r_1, \phi_1) \frac{e^{-i\ell_1 \phi_1}}{\sqrt{2\pi}} g(r_1) \times \int r_2 dr_2 d\phi_2 \mathcal{E}(r_2) \Phi(r_2, \phi_2) \frac{e^{-i\ell_2 \phi_2}}{\sqrt{2\pi}} g(r_2) \\ & \times \int r_3 dr_3 d\phi_3 \mathcal{E}(r_3) \Phi^*(r_3, \phi_3) \frac{e^{i\ell_1 \phi_3}}{\sqrt{2\pi}} g(r_3) \times \int r_4 dr_4 d\phi_4 \mathcal{E}(r_4) \Phi^*(r_4, \phi_4) \frac{e^{i\ell_2 \phi_4}}{\sqrt{2\pi}} g(r_4). \end{aligned} \quad (26)$$

After taking the statistical average, we obtain

$$\begin{aligned} \langle I_{\ell_1} I_{\ell_2} \rangle &= \int r_1 dr_1 d\phi_1 \mathcal{E}(r_1) \frac{e^{-i\ell_1 \phi_1}}{\sqrt{2\pi}} g(r_1) \times \int r_2 dr_2 d\phi_2 \mathcal{E}(r_2) \frac{e^{-i\ell_2 \phi_2}}{\sqrt{2\pi}} g(r_2) \\ &\times \int r_3 dr_3 d\phi_3 \mathcal{E}(r_3) \frac{e^{i\ell_1 \phi_3}}{\sqrt{2\pi}} g(r_3) \times \int r_4 dr_4 d\phi_4 \mathcal{E}(r_4) \frac{e^{i\ell_2 \phi_4}}{\sqrt{2\pi}} g(r_4) \times \langle \Phi(r_1, \phi_1) \Phi^*(r_3, \phi_3) \Phi(r_2, \phi_2) \Phi^*(r_4, \phi_4) \rangle. \end{aligned} \quad (27)$$

Using Eq. 13 we write the four point coherence function as a sum of three contributions, each a product of two 2-point coherence functions. One of the contributions is always negligible for pseudothermal light. The other contribution leads to  $\langle I_{\ell_1} \rangle \langle I_{\ell_2} \rangle$ , which does not have any dependency on  $\ell_1$  or  $\ell_2$ . The last contribution is given by

$$\begin{aligned} &\int r_1 dr_1 d\phi_1 \mathcal{E}(r_1) \frac{e^{-i\ell_1 \phi_1}}{\sqrt{2\pi}} g(r_1) \times \int r_4 dr_4 d\phi_4 \mathcal{E}(r_4) \frac{e^{i\ell_2 \phi_4}}{\sqrt{2\pi}} g(r_4) \times \langle \Phi(r_1, \phi_1) \Phi^*(r_4, \phi_4) \rangle \\ &\int r_2 dr_2 d\phi_2 \mathcal{E}(r_2) \frac{e^{-i\ell_2 \phi_2}}{\sqrt{2\pi}} g(r_2) \times \int r_3 dr_3 d\phi_3 \mathcal{E}(r_3) \frac{e^{i\ell_1 \phi_3}}{\sqrt{2\pi}} g(r_3) \times \langle \Phi(r_2, \phi_2) \Phi^*(r_3, \phi_3) \rangle. \end{aligned} \quad (28)$$

By invoking the same approximation to evaluate the coherence functions as delta functions, we simplify this to

$$\left| \int dr d\phi |\mathcal{E}(r)|^2 g(r)^2 \frac{e^{-i(\ell_1 - \ell_2)\phi}}{2\pi} \right|^2. \quad (29)$$

Note that the integral over  $\phi$  vanishes unless  $\ell_1 = \ell_2$ . Thus, we can write

$$\langle I_{\ell_1, \ell_2} \rangle = \langle I_{\ell_1} \rangle \langle I_{\ell_2} \rangle (1 + \delta_{\ell_1, \ell_2}), \quad (30)$$

which is consistent with the experimental observation.

We can perform a similar experiment to find the correlations between two angular positions. For the case of a single beam (no beam splitter), the amplitude of the projection is given by

$$a_\phi = \int r dr \mathcal{E}(r) \Phi(r, \phi) g(r). \quad (31)$$

It follow that the intensity at the one of the detectors is given by

$$\langle I_\phi \rangle = \int r dr |\mathcal{E}(r)|^2 g(r)^2. \quad (32)$$

If we now add the beam splitter and find the probability of the coincidence of two beams, we get

$$\langle I_\phi I_{\phi_0} \rangle = \int r_1 dr_1 \mathcal{E}(r_1) g(r_1) \times \int r_2 dr_2 \mathcal{E}(r_2) g(r_2) \quad (33)$$

$$\times \int r_3 dr_3 \mathcal{E}(r_3) g(r_3) \times \int r_4 dr_4 \mathcal{E}(r_4) g(r_4) \times \langle \Phi(r_1, \phi_1) \Phi^*(r_3, \phi_3) \Phi(r_2, \phi_2) \Phi^*(r_4, \phi_4) \rangle. \quad (34)$$

Similar to the OAM case, we get two contributions. One can show that

$$\langle I_\phi I_{\phi_0} \rangle = \langle I_\phi \rangle \langle I_{\phi_0} \rangle (1 + \delta_{\phi, \phi_0}), \quad (35)$$

which is consistent with the observations in the experiment.

## References

- [1] Mandel, L. & Wolf, E. Coherence Properties of Optical Fields. *Rev. Mod. Phys.* **37**, 231 (1965).
- [2] Hanbury Brown, R. & Twiss, R. Q. Correlation Between Photons in Two Coherent Beams of Light. *Nature* **177**, 1–3 (1956).
- [3] Pan, J. W., Chen, Z. B., Lu, C. Y., Weinfurter, H. & Zeilinger, A. Rev. Mod. Phys. 84, 777 (2012) - Multiphoton entanglement and interferometry. *Reviews of Modern Physics* **84**, 777 (2012).
- [4] Wiersma, D. S. Disordered photonics. *Nature Photonics* **7**, 188–196 (2013).
- [5] Berry, M. V. Disruption of wavefronts: statistics of dislocations in incoherent Gaussian random waves. *J. Phys. A: Math. Gen.* **11**, 27–37 (1978).
- [6] Dennis, M. R., O’Holleran, K. & Padgett, M. J. *Chapter 5 Singular Optics: Optical Vortices and Polarization Singularities*, vol. 53 (Elsevier B.V., 2009).
- [7] Tamburini, F., Thidé, B., Molina-Terriza, G. & Anzolin, G. Twisting of light around rotating black holes. *Nature Physics* **7**, 196 (2011).
- [8] Leach, J. *et al.* Quantum Correlations in Optical Angle-Orbital Angular Momentum Variables. *Science* **329**, 662–665 (2010).
- [9] Bromberg, Y., Lahini, Y., Small, E. & Silberberg, Y. Hanbury Brown and Twiss interferometry with interacting photons. *Nature Photonics* **4**, 1–6 (2010).

- [10] Baym, G. The Physics of Hanbury Brown-Twiss intensity interferometry: From stars to nuclear collisions. *Acta. Phys. Pol. B* **B29**, 1839–1884 (1998).
- [11] Schellekens, M. *et al.* Hanbury Brown Twiss effect for ultracold quantum gases. *Science* **310**, 648–651 (2005).
- [12] Jha, A. K. *et al.* Angular Two-Photon Interference and Angular Two-Qubit States. *Phys. Rev. Lett.* **104**, 010501 (2010).
- [13] Katz, O. Non-invasive single-shot imaging through scattering layers and around corners via speckle correlations. *Nature Photonics* **8**, 784–790 (2014).
- [14] De Raedt, H., Lagendijk, A. & de Vries, P. Transverse Localization of Light. *Phys. Rev. Lett.* **62**, 68 (1989).
- [15] Romero, J. *et al.* Entangled Optical Vortex Links. *Phys. Rev. Lett.* **106**, 100407 (2011).
- [16] Dennis, M. R., King, R. P., Jack, B., O’Holleran, K. & Padgett, M. J. Isolated optical vortex knots. *Nature Physics* **6**, 118–121 (2010).
- [17] Xiong, J. *et al.* Experimental Observation of Classical Subwavelength Interference with a Pseudothermal Light Source. *Phys. Rev. Lett.* **94**, 173601 (2005).
- [18] Gatti, A., Brambilla, E., Bache, M. & Lugiato, L. Ghost Imaging with Thermal Light: Comparing Entanglement and Classical Correlation. *Phys. Rev. Lett.* **93**, 093602 (2004).
- [19] Nevet, A., Hayat, A., Ginzburg, P. & Orenstein, M. Indistinguishable Photon Pairs from Independent True Chaotic Sources. *Phys. Rev. Lett.* **107**, 253601 (2011).
- [20] Peng, T., Chen, H., Shih, Y. & Scully, M. O. Delayed-Choice Quantum Eraser with Thermal Light. *Phys. Rev. Lett.* **112**, 180401 (2014).
- [21] Redding, B., Choma, M. A. & Cao, H. Speckle-free laser imaging using random laser illumination. *Nature Photonics* **6**, 355–359 (2012).
- [22] Allen, L., Beijersbergen, M. W. & Spreeuw, R. Orbital angular momentum of light and the transformation of Laguerre-Gaussian laser modes. *Phys. Rev. A* **45**, 8185 (1992).
- [23] Yao, A. M. & Padgett, M. J. Optics InfoBase: Advances in Optics and Photonics - Orbital angular momentum: origins, behavior and applications. *Adv. Opt. Photon.* **3**, 161 (2011).

- [24] Fickler, R. *et al.* Quantum Entanglement of High Angular Momenta. *Science* **338**, 640–643 (2012).
- [25] Uribe-Patarroyo, N., Fraine, A., Simon, D. S., Minaeva, O. & Sergienko, A. V. Object Identification Using Correlated Orbital Angular Momentum States. *Phys. Rev. Lett.* **110**, 043601 (2013).
- [26] D’Ambrosio, V. *et al.* Photonic polarization gears for ultra-sensitive angular measurements. *Nature Communications* **4**, 1–8 (2013).
- [27] Foo, G., Palacios, D. M. & Swartzlander, G. A., Jr. Optical vortex coronagraph. *Opt. Lett.* **30**, 3308–3310 (2005).
- [28] Lavery, M. P. J., Speirits, F. C., Barnett, S. M. & Padgett, M. J. Detection of a Spinning Object Using Light’s Orbital Angular Momentum. *Science* **341**, 537–540 (2013).
- [29] Paterson, C. Atmospheric Turbulence and Orbital Angular Momentum of Single Photons for Optical Communication. *Phys. Rev. Lett.* **94**, 153901 (2005).
- [30] Hetharia, D., van Exter, M. P. & Löffler, W. Spatial Coherence and the orbital angular momentum of light in Astronomy. *Phys. Rev. A* **90** (2014).
- [31] Wang, W. & Takeda, M. Coherence Current, Coherence Vortex, and the Conservation Law of Coherence. *Phys. Rev. Lett.* **96**, 223904 (2006).
- [32] Gbur, G. & Visser, T. D. Coherence vortices in partially coherent beams. *Optics Communications* **222**, 117 (2003).
- [33] Harding, C. M., Johnston, R. A. & Lane, R. G. Fast simulation of a kolmogorov phase screen. *Appl. Opt.* **38**, 2161 (1999).
- [34] Mirhosseini, M. *et al.* Rapid Generation of Light Beams Carrying Orbital Angular Momentum. *Opt. Express* **21**, 30204 (2013).
- [35] Martienssen, W. Coherence and Fluctuations in Light Beams. *Am. J. Phys.* **32**, 919 (1964).
- [36] Glindemann, A., Lane, R. G. & Dainty, J. C. Simulation of Time-evolving Speckle Patterns Using Kolmogorov Statistics. *Journal of Modern Optics* **40**, 2381–2388 (1993).
- [37] Dixon, P. B., Howland, G. A., Chan, K. & O’Sullivan-Hale, C. Quantum ghost imaging through turbulence. *Phys. Rev. A* **83**, 051803 (2011).
- [38] Meyers, R. E., Deacon, K. S. & Shih, Y. Turbulence-free ghost imaging. *Appl. Phys. Lett.* **98**, 111115 (2011).

## Acknowledgements

The authors would like to thank Dr. B. Rodenburg, Dr. S. Lukishova, Dr. J.J Sanchez-Mondragon and Dr. J. Wen for helpful discussions. This work was supported by the DARPA In-Pho Program, SEP and CONACyT. RWB acknowledges support from the Canada Excellence Research Chairs program.