

Network Analysis in the Legal Domain: A complex model for European Union legal sources

Marios Koniaris¹, Ioannis Anagnostopoulos², and Yannis Vassiliou¹

¹ KDBS Lab, School of ECE, National Technical University of Athens, Greece

² Department of Computer Science & Biomedical Inf., University of Thessaly, Greece

Abstract. Legislators, designers of legal information systems, as well as citizens face often problems due to the interdependence of the laws and the growing number of references needed to interpret them. Quantifying this complexity is not an easy task. In this paper, we introduce the "Legislation Network" as a novel approach to address related problems. We have collected an extensive data set of a more than 60-year old legislation corpus, as published in the Official Journal of the European Union, and we further analysed it as a complex network, thus gaining insight into its topological structure. Among other issues, we have performed a temporal analysis of the evolution of the Legislation Network, as well as a robust resilience test to assess its vulnerability under specific cases that may lead to possible breakdowns. Results are quite promising, showing that our approach can lead towards an enhanced explanation in respect to the structure and evolution of legislation properties.

1 Introduction

Legislation is a large collection of different normative documents, which keeps growing and changing with time. As legislation increases in size and complexity, finding a relevant norm may be a challenging task even for experts.

Furthermore, the process of drawing up a consistent and coherent legislation framework becomes a more and more challenging task. Drafting of new or amending existing legislation are very complicated processes. As a result authorities at European, national and local level, often consider proposed regulations for months or years before they finally become effective. Thus, it is critical to firstly quantify the legal complexity and then work towards the provision of a model that will assist us to reveal the emergent dependencies among the legislation corpus.

Typically, legal documents refer to authoritative documents and sources (e.g. most commonly regulations, treaties, court decisions, and statutes). Computer scientists and legal experts have used citation analysis methods, in order to construct case law citation networks, as well as to further model and quantify the complexity of the legislation corpus [7,13,18,21].

However, the relations between legal documents on the studied networks are only references. Thus, the hierarchical structure of the normative system is vaguely underestimated and absent from the adopted model. In the present analysis, we propose an alternative approach to model and quantify legal complexity. Our model can be applied to civil law collections, such as the laws of the European Union.

Our approach differs from previous works that deal with the specific problem, as we do not define the legislation corpus in terms of a citation network. Instead we employ a multi relationship model in which two or more legal documents, belonging to the same or different types, may be linked to others by more than one relationships. Unlike previous studies of legal citation networks, our model provides a more realistic view of legislation. It encompasses many aspects such as hierarchy between the sources of law and the different types of relations between legal documents. Our modelling approach transforms legislation corpus into a multi-relational network: a network with a heterogeneous set of edge labels that can represent relationships of various categories in a single data structure.

We investigate the topological structure of the Legislation Network to discover properties and behaviours that transcend the abstraction. The results are quite promising, showing that the Legislation Network is a power law, small-world network. This can be reflected as an evolutionary advantage since power law, small-world networks are more robust to disturbance than other network architectures [1].

We also performed a resilience test on the Legislation Network in order to understand and predict the behaviour of the network under malfunctions. We analysed its behaviour when its nodes (legal documents) or edges (connections) between them are removed. This may be the result of a temporal process since legislation evolves over time (e.g. law that is amended or invalidated). Since the legislation corpus evolves over time, a temporal analysis of the evolution of the Legislation Network revealed otherwise hidden aspects of the legislation process. The Legislation Network is obeying densification power law, with the number of connections growing faster than the number of documents.

In this paper, we propose a novel approach to model the legislation corpus. A model that can be applied to civil law collections, such as the laws of the European Union. Our approach differs from previous works handling the specific problem, as we do not define the legislation corpus in terms of a citation network. Instead we employ a multi relationship model in which two or more legal documents, belonging to the same or different types, may be linked to others by more than one relationships.

To the best of our knowledge, our work is the first work that deals with the specific problem in a sense that i) models civil law as a network with various types of relations, ii) performs a resilience test on the legislation corpus to assess its vulnerability and iii) performs a temporal analysis of the evolution of the legislation corpus.

The rest of this paper is organized as follows. Section 2 briefly reviews related work and approaches. In Section 3 we introduce the examined datasets and our network construction model. In Section 4, we analyse the structure and the temporal evolution of the legislation corpus and perform a resilience test on it. Finally, Section 5 concludes our work, while in parallel we highlight some issues left for future work.

2 Related work

Citation analysis has been used in the field of law to construct case law citation networks. The American legal system has been the one that has undergone the widest series of studies in this direction. Fowler et al. [6] experimented with methods to identify

the most central decisions of the US Supreme Court, while afterwards [7] they studied how the norm of *stare decisis*³ had changed over time in the jurisprudence of the US Supreme Court, in order to identify the doctrine's most important related precedents.

In contrast, van Opijnen [16] concluded that network algorithms, which have been used in previous research, especially in-degree, HITS and PageRank [10], might not be the most appropriate to measure legal authority. The same researcher proposed a Model for Automated Rating of Case law which incorporates data from the publication and the citation of legal cases to estimate the legal importance of judgments [17].

Smith observed that the network of US Supreme Court decisions followed a power-law distribution [18]. The authors of [21] described a visualization-based interactive legal research tool that allows users to easily navigate in the legal semantic citation networks and study how citations are interrelated.

However, these studies focus on Common law: a law developed by judges through decisions of courts, which is fundamentally different with the Civil law that is used across the European Union. For quantifying the complexity of the legislation corpus through network analysis in the Civil law domain, Winkels et al have used a sample of 15,053 cases from the Dutch Supreme Court [20]. The authors verified that Fowler results also apply for the citation network of the sampled Dutch legal system. Similarly, the complexity of the French legal code was analysed in the work described in [13], where the authors identified structural properties of the French legal code network by sampling 52 legal codes.

In all of the above studies, the law graph is treated as a citation network, thus showing the effectiveness of network analysis in the legal domain. In one hand, it was proven that case law citation networks contain valuable information, capable of measuring legal authority, identifying authoritative precedent, evaluating the relevance of court decisions, or even predicting the cases that will receive more citations in the future. Yet, on the other hand, citation network analysis over the legislation corpus, provides us information over a single dimension view. Edges on the graph are of the same type and just simple references between documents.

In all of the above studies, the law graph is treated as a citation network. This approach has demonstrated the effectiveness of network analysis in the legal domain. It has also proven that case law citation networks contain valuable information that can be used to measure legal authority, identify authoritative precedent, measure the relevance of court decisions and predicting which cases will be cited more frequently in the future.

However, in the real-life paradigm of legal domain, there are multiple and heterogeneous networks, each representing a particular kind of relationship, and each kind of relationship plays a distinct role in a particular legal norm. Thus, in order to construct a network model that simulates legislation in a quite robust way, we have to take into account the multi-scale structure of law. Distinct features of the law as the hierarchy between the sources of law, or different types of relations between legal documents should be properly carved and incorporated into a model, as we further analyse in the following sections.

³ A legal norm inherited from English common law that encourages judges to follow precedent by letting the past decision stand.

3 Legislation Modelling

In this work, we model the way laws are correlated through their graph properties. Moreover, the graph is directed if we consider laws as nodes and their identified references as edges. However, in order to fully model the legislation corpus we have to properly analyse it and carefully identify its unique features. In the following sections we describe the dataset used for the legislation analysis and the way the respective network is constructed.

3.1 Dataset used for the legislation analysis

European Union law consists of founding treaties and legislation, such as Regulations and Directives, which have direct or indirect effect on the laws of European Union member states. There are three sources of European Union (EU) law:

- a **primary**, the Treaties establishing the EU,
- b **secondary**, regulations and directives which are based on the Treaties,
- c **supplementary law**, the case law of the Court of Justice, international law and the general principles of law.

The official legal portal of the European Communities is offered by the EUR-Lex⁴, a free public service for the dissemination of EU law. EUR-Lex contains all documents printed in the Official Journal of the EU dating back to 1951. For the purposes of our work, we have downloaded all documents since then and we have extracted unnecessary html formatting option, in order to obtain a text copy of the European Communities legal database.

Within this database, documents are organized into sectors. Table 1 summarizes the sectors of the EUR-Lex database, along with their corresponding number of documents, as of July 2013. We have extracted all legislation concerning Sectors 1 to 6 from the database, in accordance with the three sources of EU law, accounting for a total number of 249,690 documents.

Table 1: Explanation of the EUR-Lex sector classification mechanism (#docs corresponds to the number of documents within each sector, as of July 2013)

EUR-Lex Classification			
Sec.	Title	Explanation	# docs
1	Treaties	Treaties establishing the EU / supplementing Treaties	8,652
2	International agreements	Agreements between the EU and other sovereign countries	8,564
3	Legislation	Secondary legislation to implement EU policy	120,550
4	Complementary legislation	Agreements between Member States	1,231
5	Preparatory acts	Proposals for future legislation/ opinions	73,123
6	Jurisprudence	Case law (judgments, orders, interpretations and other acts)	37,570
TOTAL			249,690

⁴ <http://eur-lex.europa.eu>

EUR-Lex database offers analytical metadata for each document. The bibliographic notes of the documents contain information such as dates of effect and validity, the legal form of the document, authors, the subject matter, the legal document from which the document draws its authority, as well as various relationships to other documents and classifications.

We considered that fields, which provide links to other documents in the database, are of particular significance and importance for our study. In Figure 1, we provide a visual representation example of a sequence of modifications imposed to a legal document in the form of amendments. The council directive *370L0220*, dated 20 March 1970, was amended by directive *383L0351* in 16 June 1983 and then further amended by directive *389L0491* in 17 July 1989. Note that this is a bidirectional relationship, since directive *383L0351* modifies/amends directive *370L0220* then directive *370L0220* is amended by *383L0351*.

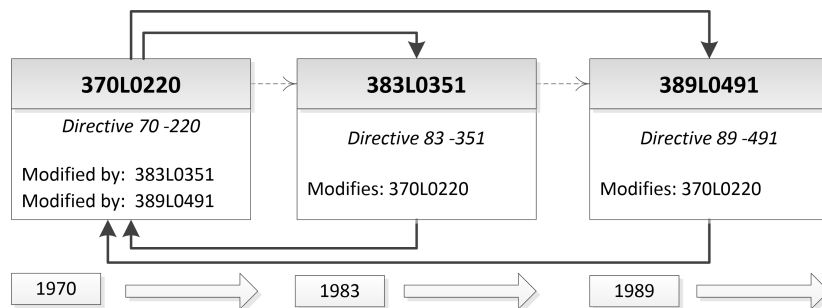


Fig. 1: Cross-reference links between legal documents in the EUR-lex. Amended by and Amendment to are bidirectional relationships

References in the legislation can be divided into two different categories⁵: (a) read only references that do not modify the target document and (b) edit references that modify either the text or the lifecycle of the target document. Instruments cited is an example of the former, while amended by is an example of the latter.

Table 2 provides an overview of the major category types for the references found in the EU law database. It also identifies that the “Instruments cited” reference type consists of more than the half of the Legislation Network (close to 55%). This means that if we consider the respective corpus as simple instances of citation networks, like previous studies, then we would have nearly 45% of the total relations neglected. This also indicates that previous studies that focus solely on citation analysis over legal corpora, ignore a significant amount of the networks properties.

⁵ Internal reference is a reference that points to an article in the same regulation and thus, by intuition, is excluded from the scope of our study

Table 2: Type of references found in the EUR-Lex

EUR-Lex cross-references		
Type	Explanation	% of Ref
Amended by	The document is amended by another	9,50%
Amendment to	The document amends another document	9,50%
Legal basis	The document is authorized by the mentioning document	23,50%
Instruments cited	The document cites other docs	54,93%
Affected by case	The document was altered as of a case result	2,00%
Other	Various types of references	0,57%

3.2 Legislation Network Construction

Generally, legislation consists of a number of normative documents that are cross-referred to each other. Thus, a directed network can be formed if a legal document refers to another (outgoing link), or is referred by another document (incoming link).

Figure 2 displays the formation of EU law network from the legal document database. Nodes of the network represent the legal documents. Every document in the legal collection is analysed for cross references. If a cross reference is found between two documents, then a suitable edge connects those two nodes.

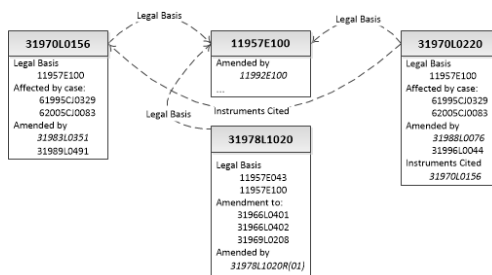


Fig. 2: A fraction of the EU Law Network

Node types vary according to the corresponding sector of the legal document, as already explained in Table 1. Edges of the graph have many types according to the types of references found in the EUR-Lex database, as depicted in Table 2. In total the graph consists of 249,690 nodes and 998,902 edges connecting the nodes.

Nodes and edges on the legislation network have temporal attributes also. Each node is marked with a *date of effect*, the date that the legislation became effective and a *date of expiry*, the date that the legislation will cease to effect. Quite often legislation is adopted without an explicitly stated expiry date, also called as *sunset close*. For those nodes, without a sunset close, we have set an expiration date for the year 9999. Edges follow the temporal distribution of the corresponding nodes. That is, an edge is considered valid only for the time periods between the effective dates and sunset close of the nodes they connect.

The EU Legislation Network, as many real-world networks, exhibits both temporal evolution and multi-scale structure. It is a multilayer network [8], as it is a network with a heterogeneous set of edge labels, which represent references of various types (Legal basis, Instruments cited, etc.).

Figure 3 provides a visual representation of the Legislation Network. Various legal documents such as Treaties (red nodes/ layer), International agreements (blue nodes/ layer) and Legislation (green nodes/ layer) are connected through edges of type Legal Basis (dotted line) and Instruments cited (continuous line).

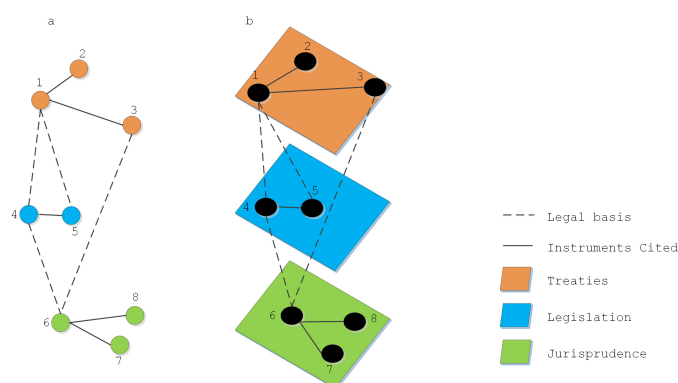


Fig. 3: (a) An example of the multi layer structure of the Legislation Network Legal documents belonging to different sectors (represent with different colors) are interconnected with different types of relationships (Legal Basis, Instruments cited) (b) Representation of the same network using layers

We confine the analysis on various sub networks that are of special importance for the understanding of the legislative process. Nevertheless, our approach is of general usage and any particular combination of node and edge filtering technique can be applied within our framework.

We have identified the following four sub networks, which we examine in detail through the rest of the paper:

1. **The current Legislation Network (LN).** It is a sub graph of the original graph using all legislation that it was in effect on year 2013 (As of July 2013). Nodes and edges from the Legislation Network that have become invalidated, e.g. sunset close past date, were removed from the Legislation Network.
2. **The (current) network of Regulations (RN).** In this network, we keep track only of legal documents that belong to the sector Legislation of EUR-Lex. This means that this network accounts for the corpus of secondary legislation to implement EU policy. Invalidated nodes and edges have been removed.
3. **The (current) network of Instruments cited (ICN).** The network of Instruments cited contains all documents of the Legislation Network and only those edges con-

- necting nodes of type Instruments cited. It resembles a citation network as it is studied in previous works. Again invalidated nodes and edges have been removed.
4. **The network of Legal basis (LBN).** Within this network, we keep only the edges of type Legal basis. An edge is added the network from node legal document A to node legal document B if A is authorized by B. This network is of great importance for everyone trying to identify the internal hierarchy of the legislation corpus. Again, invalidated nodes and edges have been removed.

In order to construct the sub-networks we divided the Legislation Network into sub-graphs based on the following criteria: sector type, reference type, time period or even a combination of them. Algorithm 1, described below, helps us to divide the legislation graph in a sub-graph of specific sector of legislation. The corresponding EU legislation Sectors are presented in Table 1.

Algorithm 1 Produce legislation graph of specific sector

Require: legislation graph G , legislation sector s

Ensure: legislation graph G of specific sector

- 1: $Sectors \leftarrow$ list of legislation sectors
 - 2: **for all** $sector \in Sectors$ **do**
 - 3: **if** $s \neq sector$ **then**
 - 4: $n \leftarrow$ nodes in G of sector type s
 - 5: $e \leftarrow$ edges(n)
 - 6: $G \leftarrow G \cup (n, e)$
 - 7: **end if**
 - 8: **end for**
 - 9: **return** G
-

Similarly, Algorithm 2 separates the legislation graph in a sub-graph of specific relations. Applicable types of legislation references are presented in Table 2.

Algorithm 2 Produce legislation graph with specific relations

Require: legislation graph G , relation type r

Ensure: legislation graph G of specific relation

- 1: $Relations \leftarrow$ list of legislation relations
 - 2: **for all** $relation \in Relations$ **do**
 - 3: **if** $r \neq relation$ **then**
 - 4: $e \leftarrow$ edges in G of relation type r
 - 5: $G \leftarrow G \cup (e)$
 - 6: **end if**
 - 7: **end for**
 - 8: **return** G
-

Table 3 summarizes various properties of the sub Legislation Networks that we analyse. For each network we indicate the number of nodes, the number of edges, the

average degree, the diameter, the average path length, the size of the giant component (g.c.) and the number of isolated nodes.

Table 3: E.U. Legislation network properties

Metrics/ Network	Legislation (LN)	Regulations (RN)	Inst. cited (ICN)	Legal basis (LBN)
# of nodes	164,932	62,451	164,932	164,932
# of edges	524,724	72,659	387,990	74,489
Average degree	6:3629	2:3269	4:7049	0:9033
Network diameter	25	25	78	28
Average path length	7:5773	7:1997	6:8951	1:4790
Size of g.c.	116,790	29,583	78,140	49,038
Isolated nodes	42,821	26,102	79,504	113,014

4 Network Analysis

In this section, we apply our modelling approach to solve various problems of the legislation process. We examine the Legislation Network structure and try to identify hidden organizing principles of the legislation corpus. Then, we study how the legislation corpus evolves over time, as new laws get introduced and others are amended or invalidated. Finally, we evaluate the tolerance of the Legislation Network to errors/breakdowns, by performing a resilience test. The Legislation Network structure was presented in a preliminary work of ours [9], while in this work, we extend the study by adding its Temporal Evolution and Resilience.

4.1 Network Structure

An important realization of network analysis is that networks in natural, technological and social systems are not random, but follow a series of basic organizing principles in their structure and evolution, thus distinguishing them from randomly linked networks[1]. A well established metric for networks is the *degree distribution*, $P(k)$, giving the probability that a randomly selected node has k links. In many cases the probability $P(k)$ decays as a power-law, following

$$P(k) \propto K^{-\alpha} \quad (1)$$

where α is a constant parameter of the distribution known as the exponent or scaling parameter, that typically lies in the range $2 < \alpha < 3$. This feature is common to large scale communication, biological and social systems [1,2,14] and to the network of US Supreme Court decisions [7,18]. In practice, few empirical phenomena obey power laws for all values of x . More often, the power law applies only for values greater than some minimum x_{min} . In such cases, we say that the tail of the distribution follows a power law.

Figure 4 (a,b) shows a cumulative distribution function of inward links (number of times each legal document was cross referenced) and outward links (the number of other documents each document cross-references) in the legislation network (LN) on a log-log scale. The majority of documents are cross referenced by only a few times, while there are a few documents that are widely linked.

The same cumulative distribution function appears on the legal basis network (LBN) for the same year is depicted in Figure 4 (d). Few laws are highly influential, since they serve as legal basis for several others, and similarly, few laws have high support in a sense that a large number of laws consists of their legal basis. The approximate straight-line form of the distribution function allow us to infer that, in all the examined sub graphs, the Legislation Network follows a power law distribution.

Another important topological characteristic that many real graphs were found to exhibit is the so called *small-world*. According to [19] small-world networks are defined as having a small diameter and exhibiting high clustering. Many social, technological, biological and information networks have been studied and categorized as small-world networks [15]. Small-world networks can be seen as systems that are both globally and locally efficient, in terms of how efficiently information is exchanged over the network.[11]

Small world properties are measured by the average shortest path ⁶ and clustering coefficient ⁷ metrics. In order to classify a network as a small-world network, the candidate network metrics are compared with Erdős-Rényi random networks [5], with the same number of nodes and edges. If a network exposes the small world properties, then it is expected that average shortest path is slightly shorter than of a random network and the average clustering coefficient is of magnitude larger than that of a random network.

Similar to many studies on the small-world networks [15], our analysis is restricted to the giant components in the networks (i.e. the maximal connected sub-graph of the network). Table 4 summarizes the results of our analysis for the four legislation networks we present. The parameter network average shortest path and average clustering coefficient metrics are denoted by L_{net} and C_{net} and the corresponding random network ones are symbolized as L_{rand} and C_{rand} respectively

Table 4: Small world metrics

		L	C
Legislation	<i>Net</i>	7.5773	0.0215
	<i>Random</i>	7.9695	7.5291e-05
Regulations	<i>Net</i>	7.1997	0.007067
	<i>Random</i>	12.3370	0.0001235
Instruments cited	<i>Net</i>	6.8951	0.03434
	<i>Random</i>	7.2577	0.0001086
Legal basis	<i>Net</i>	1.4790	0.0002776
	<i>Random</i>	23.2799	4.2320e-05

⁶ Average number of steps along the shortest paths for all possible pairs of network nodes.

⁷ Clustering coefficient is a measure of the degree to which nodes in a graph tend to cluster together.

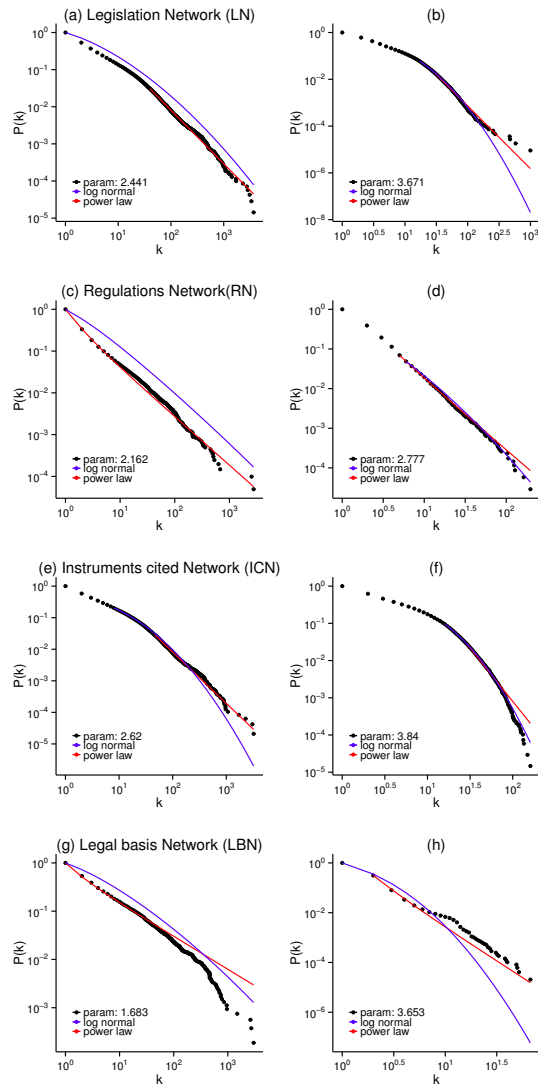


Fig. 4: The degree distribution of the four legislation sub networks. Each row accounts for one sub network with the left column for inward links while the right column represents outward links. Data has been binned logarithmically to reduce noise. The fitted power-law (red line) and log-normal (blue line) distributions are also plotted.

We noticed that despite the variations in the metrics, all of the networks satisfy the small-world conditions. Comparing our results with other studies, as presented in [15], we see that the average shortest path lengths in the legislation sub graphs are distinctively smaller than the values of networks reported and of magnitude smaller than the theoretical average degree of the corresponding random model. We attribute this finding to the nature of law and its hierarchical form. Legal documents are made by the authority given by other legal documents, which reduces their total number of references well below the expected number from the random model.

4.2 Temporal Evolution of Legislation

Real-world networks evolve over time by the addition and deletion of nodes and edges. The Legislation Network also evolves over time, with nodes and edges appearing or disappearing, as new law are being continuously created and other laws are amended or invalidated. In this section, we present our main findings by studying the evolution of legislation over time.

For evaluating the temporal evolution of the Legislation Network, its sub-graphs were considered at annually divided time intervals (*time step frames* – $t = 1\text{year}$). For each time frame we reconstruct the Legislation Network, by incrementally removing nodes/ edges and legal documents/ relations from the legislation graph, according to the dates of affect and cancellation of affect of the current time frame.

The following algorithm 3 enables us to create a series of graphs that represent legislation in effect for time step frame.

Algorithm 3 Produce legislation in effect for time period t

Require: Complete legislation graph G , time step period t

Ensure: legislation (in effect) graph G for time period t

- 1: $n1 \leftarrow$ expired nodes in G \triangleright date of *expiration* $< t$
 - 2: $e1 \leftarrow$ edges($n1$)
 - 3: $n2 \leftarrow$ (future) nodes in G , \triangleright date of *affect* $> t$
 - 4: $e2 \leftarrow$ edges($n2$)
 - 5: $G \leftarrow G \setminus (n1, n2, e1, e2)$
 - 6: **return** G
-

By reconstructing the legislation network covering the whole time era of the dataset, from 1951 up to 2013, we can examine the temporal evolution of the E.U. legislation. For each year Y ($1951 < Y < 2014$) we create a Legislation Network using all legislation that it was in effect on year Y . Thus, it was published before year $Y + 1$ and it has an *effectivedate* $> Y$.

Figure 5a illustrates the respective evolution on a sector basis. The x axis represents time while the y axis represents the growth of legislation corpus per sector. Similarly, in Figure 5b, the y axis represents the growth of legislation corpus along the various edges of the legislation graph. We can see that the legislation corpus grows over the years in respect to all types of sectors and reference categories.

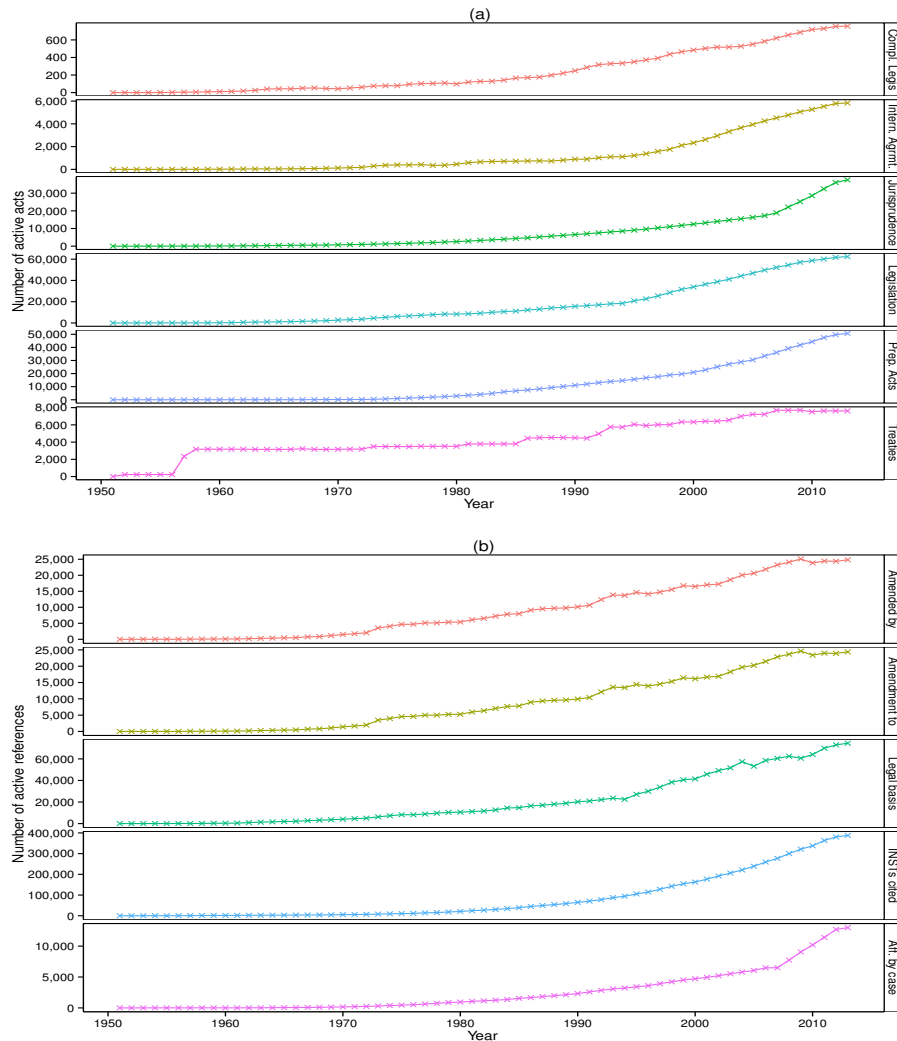


Fig. 5: a) Active Legislation per sector and year in the EU, b) Active Legislation per reference type and year in the EU. The legislation corpus is steadily growing over all types of sectors and reference categories.

In addition to the above, we also examined the evolution of graphs over time. Leskovek et al. [12] studied a range of different networks, from several domains, focusing on the way in which fundamental network properties vary with time. The authors concluded that the densification power law is a property that holds across a range of diverse networks. According to the densification power law the number of edges is growing faster than the number of nodes.

In general, the densification power law is defined from the following form:

$$E(t) \propto N(t)^{\alpha} \quad (2)$$

where $E(t)$ and $N(t)$ denote the number of edges and nodes of the graph at time t , while α ranges between 1 and 2.

Our analysis was conducted on the four representative sub-networks presented in the previous section. Furthermore, the current version of each sub-network was formed and analysed for each year over our Legislation Network. In accordance with the findings of [12], the Legislation Network also follows a densification power law, with the number of edges growing faster than the number of nodes. The results of our temporal analysis are presented in Figure 6. For each sub-network, we illustrate on log log scales the number of active edges (relations between legal documents) and nodes (legal documents). The number of active relations between legal documents is growing faster than the number of active legal documents for all the sub-networks examined.

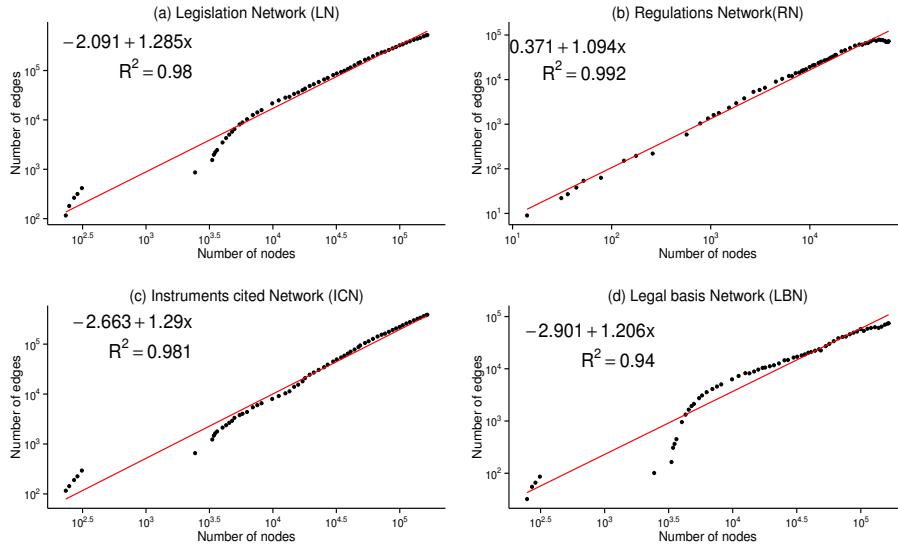


Fig. 6: Number of edges $e(t)$ versus number of nodes $n(t)$, in log-log scales, for the analysed graphs. All graphs obey the Densification Power Law, with a consistently good fit. Slopes: $\alpha = 1.285, 1.094, 1.29$ and 1.206 , respectively.

This observation will further assist us to provide with an evolutionary model, in order to describe the legislation process. We plan on a future work to evaluate whether the graph patterns observed in the current study can be fitted into well established graph generators, like the Preferential attachment [1] and Forest Fire [12] models. In preferential attachment, networks are grown in a manner that favours links between new nodes and sites which already have high connectivity (i.e. node degree) in the network.

In Forest Fire model, a new node selects a seed node and links to it. Then with some probability value it burns or adds an edge to the each of the seed's neighbours, and so on, recursively. Both forest Fire and preferential growth invoke some sort of design or evolution, which can be represented or approximated as deterministic processes, thus also allowing random growth.

4.3 Resilience of the Legislation Network

In this section, we describe an experiment for further studying the resilience of the Legislation Network.

A fundamental issue in the analysis of complex networks is the assessment of their stability, aiming to understand and predict the behaviour of a system under any type of malfunctions. Resilience refers to the ability of a network to avoid breakdowns when a fraction of its components is removed.

Over the past few years a large number of networks have been evaluated for tolerance to errors and attacks, while several approaches have been proposed [3,15]. Most of the analysed networks are robust against random vertex removal, but considerably less robust to targeted removal of the highest-degree vertices.

In our experimentation, we analysed and quantitatively measured the behaviour of the Legislation Network, in case where some of its nodes (legal documents) or edges (connections) between nodes are removed. In real-life cases, this may be reflected when laws are amended or invalidated.

We evaluated the changes in giant component of the graph, which is the largest connected sub-graph, when a small fraction of the nodes is removed. We have chosen to model the network breakdown according to the assumption that the deletion of a node causes the deletion of all of its edges. A second assumption would suggest removing edges from the graph, without deleting the nodes that connect them. However, due to the densification power law phenomenon (as already presented in 4.2), in this work we considered only the first assumption. However, we plan to evaluate the resilience of the network under the second assumption in our future work plans.

In order to simulate errors we randomly removed nodes, while for simulating attacks we removed nodes according to their degree in decreasing order. In this way, attacks target at the highly connected nodes of a network, thus drastically changing the connectivity distribution of the remaining graph. In future work, we plan to include a wider range of criteria to determine the importance of the removed under attack nodes, such as betweenness, Hits and PageRank [10].

For each of the four legislation sub-graphs, we have created an Erdős-Rényi random network with same number of nodes and edges. Those random networks helped us to visualize the effects of power law distribution and small-world effects that were previously described. All the eight networks were tested under our error/ attack assumptions with a removal rate of 5% of remaining nodes at each step. Then, on each step, we calculated the giant component of the network according to the amount of remaining nodes. The whole procedure was repeated 1,000 times and averaged values of the fraction of nodes in the giant component were calculated.

The results of our resilience evaluation are presented in Figure 7. For each sub-network, we illustrate the percentage of the giant component according to the fraction

of removed nodes. As already proven in [1], the Legislation Network -as a scale-free network- presents an exceptional robustness against random node failures. However, as a result of this resilience, in cases where the highest number of edges are attacked, the Legislation Network breaks down earlier than random networks. The Legislation Net-

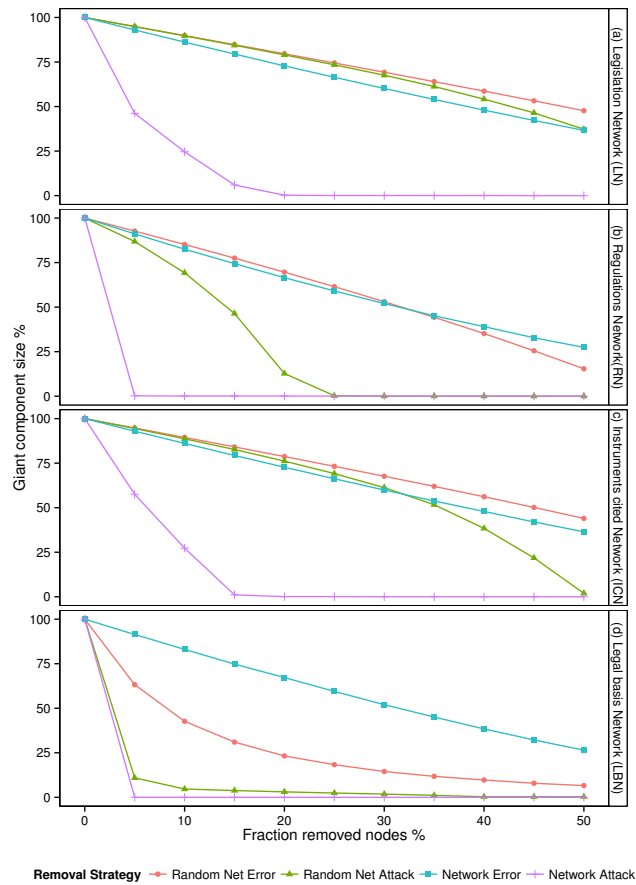


Fig. 7: Resilience of the Legislation Network. Fraction of nodes in the giant component as a function of the fraction of removed nodes in the 4 legislation sub-networks and random networks with the same dimensions. The Instruments Cited sub-network appears to be the most resilient of the four under targeted attack and the Legal Basis as the least resilient.

work is a scale-free network with many low degree nodes and a few highly connected ones. Random node removal affects mostly low degree nodes, thus marginally altering the network topology. In such cases, the network behaves like a random network. At the

same time, the removal of the highly connected nodes has a catastrophic effect leaving the network highly divided.

As far as the Instruments Cited sub-network, which resembles a citation network, appears to be the most resilient among the others. Such kind of evaluations has been carried out many times in the respective literature so far. However, using it in such scenarios would provide us with inaccurate results, since simple citations do not carry any special meaning in the legislation process.

On the other hand, the Legal Basis legislation sub-graph appears to be the least resilient of the four. This sub-network consists only of edges of type Legal basis and it represents the internal hierarchy of the legislation corpus. Highly influential laws, which serve as legal basis for several others, play an important role in the Legislation Network. These laws keep the network connected and modifications on them can induce serious consequences on the Legislation Network.

5 Conclusions

In this paper, we introduce a network-based approach to model the law: the Legislation Network. Our approach offers a model to create a systematic alternative structure to a naturally evolved normative system. The Legislation Network is a multi-relational network that accommodates the hierarchy between the sources of law and can represent relationships of various categories between legal documents, along with their temporal evolution.

To the best of our knowledge, this work significantly differs from most previous legal citation analysis studies, and the monolithic view to the legislation corpus they share. We assume that there exist multiple, heterogeneous legislation sub-networks and a sophisticated examination of their properties would generate important new relationships in the real-life paradigm.

Characterizing the structural properties of a network is of fundamental importance to understand the complex dynamics of the modelled system. The Legislation Network is highly heterogeneous with respect to the number of edges incident on a node. The degree distribution of legal documents follows a power law and, even it is resilient to the random loss of nodes, it is very vulnerable to attacks targeting the high-degree ones. The connectivity of the Legislation network relies on a small set of very important legal documents. Modifying such legal documents, like actions of amending or cancellation, can cause an avalanche of unintended consequences to the legislation corpus. We plan to further evaluate the resilience of the sub-networks by investigating the effects of removing edges from the graph, without deleting the nodes that connect them, as well as employing a wider range of criteria to determine the importance of the removed under attack nodes, such as betweenness, Hits and PageRank.

We also studied the temporal evolution of the Legislation Network. Results showed that the Legislation Network becomes denser over time, with the number of edges growing faster than the number of nodes. Further studies based upon the discovered characteristics of Legislation Network may provide us with a richer model to better explain the structure and evolution of legislation. Towards this, we plan to further evaluate whether

the graph patterns observed in the current study can be fitted into other well established graph generators, like the Preferential attachment [1] and Forest Fire [12] models.

In parallel to all the above, we intend to extend our model and use it for link prediction, trying to predict whether and how many times a legal document will be cited in the future, given its position in the evolved Legislation Network. A more sophisticated approach will be to predict which legal documents (and/or when) will become amended or even invalidated.

In addition, our model can be exploited for visualizing the legal corpus. Graph visualizations are used to convey the content of a graph as they can highlight patterns, reveal clusters and related connections. We believe that a visualization system for the Legislation Network can be of great assistance to both citizens and legal experts, helping them to easily navigate the legislation corpus. Another great benefit of such an approach, lies in the fact that legislation can be exploited not only from the traditional point-of-view, but as a graph of hyper-textual information with temporal properties. As an example, it will be easier for lawmakers to monitor the effect of a possible change in the whole normative system, thus taking appropriate actions. In such a system, the use of domain-specific ontologies [4] and linked data techniques would further enrich the added value of Legislation Network.

Finally, our modelling approach can be used to improve the effectiveness of legal information retrieval systems. Our hypothesis is that the Legislation Network can be exploited for text retrieval, in the same manner as hyperlink graphs on the Web.

References

1. Albert, R., Barabási, A.L.: Statistical mechanics of complex networks. *Reviews of Modern Physics* 74, 47–97 (2002)
2. Barabási, A., Jeong, H., Néda, Z., Ravasz, E., Schubert, A., Vicsek, T.: Evolution of the social network of scientific collaborations. *Physica A: Statistical Mechanics and its Applications* 311(3-4), 590–614 (2002)
3. Boccaletti, S., Latora, V., Moreno, Y., Chavez, M., Hwang, D.U.: Complex networks: Structure and dynamics. *Physics reports* 424(4), 175–308 (2006)
4. Ceci, M., Gangemi, A.: An owl ontology library representing judicial interpretations. *Semantic Web* <http://iospress.metapress.com/content/W7X1Q5516MN57G64>
5. Erdos, P., Rényi, A.: On the evolution of random graphs. *Bull. Inst. Internat. Statist* 38, 343–347 (1961)
6. Fowler, J.H., Johnson, T.R., Spriggs, J.F., Jeon, S., Wahlbeck, P.J.: Network analysis and the law: Measuring the legal importance of precedents at the u.s. supreme court. *Political Analysis* 15(3), 324–346 (2006)
7. Fowler, J.H., Jeon, S.: The authority of supreme court precedent. *Social Networks* 30(1), 16–30 (2008)
8. Kivela, M., Arenas, A., Barthelemy, M., Gleeson, J.P., Moreno, Y., Porter, M.A.: Multilayer networks. *Journal of Complex Networks* 2, 203–271 (2014)
9. Koniaris, M., Anagnostopoulos, I., Vassiliou, Y.: Legislation as a complex network: Modelling and analysis of european union legal sources. In: *Legal Knowledge and Information Systems. Jurix 2014: The 27th Annual Conference*. pp. 143–152. IOS Press (2014)
10. Langville, A.N., Meyer, C.D.: A survey of eigenvector methods for web information retrieval. *SIAM Review* 47(1), 135–161 (2005)

11. Latora, V., Marchiori, M.: Efficient behavior of small-world networks. *Physical review letters* 87(19), 198701 (2001)
12. Leskovec, J., Kleinberg, J., Faloutsos, C.: Graphs over time: densification laws, shrinking diameters and possible explanations. In: *Proceedings of the eleventh ACM SIGKDD international conference on Knowledge discovery in data mining*. pp. 177–187. ACM (2005)
13. Mazzega, P., Bourcier, D., Boulet, R.: The network of french legal codes. In: *Proceedings of the 12th International Conference on Artificial Intelligence and Law - ICAIL '09*. p. 236 (2009)
14. Newman, M.E.J.: Who is the best connected scientist? a study of scientific coauthorship networks. *Physical Review E* 64(1), 17 (2000)
15. Newman, M.E.J.: The structure and function of complex networks. *SIAM Review* 45(2), 167–256 (2003)
16. van Opijnen, M.: Citation analysis and beyond: in search of indicators measuring case law importance. In: *Legal Knowledge and Information Systems. Jurix 2002: The Fifteenth Annual Conference. Frontiers in Artificial Intelligence and Applications*, vol. 250, pp. 95–104 (2013)
17. van Opijnen, M.: A model for automated rating of case law. In: *Proceedings of the Fourteenth International Conference on Artificial Intelligence and Law - ICAIL '13*. p. 140 (2013)
18. Smith, T.A.: The web of law. *SSRN Electronic Journal* 6, 1–39 (2005)
19. Watts, D.J., Strogatz, S.H.: Collective dynamics of 'small-world' networks. *Nature* 393 (1998)
20. Winkels, R., Ruyter, J., Kroese, H.: Determining authority of dutch case law. In: *Legal Knowledge and Information Systems. JURIX 2011: The Twenty-Fourth International Conference*. vol. 235, pp. 103–112 (2011)
21. Zhang, P., Koppaka, L.: Semantics-based legal citation network. In: *Proceedings of the 11th international conference on Artificial intelligence and law - ICAIL '07*. p. 123 (2007)