

Deforming Diamond

Ciprian S. Borcea and Ileana Streinu

Abstract

For materials science, diamond crystals are almost unrivaled for hardness and a range of other properties. Yet, when simply abstracting the carbon bonding structure as a geometric bar-and-joint periodic framework, it is far from rigid. We study the geometric deformations of this type of framework in arbitrary dimension d , with particular regard to the volume variation of a unit cell.

Keywords: diamond, periodic framework, deformation space, volume variation, critical point, auxetic trajectory.

AMS 2010 Subject Classification: 52C25, 74N10

Introduction

In this paper we survey a number of topics in the deformation theory of periodic bar-and-joint frameworks by investigating diamond frameworks, that is, generalizations to arbitrary dimension d of the ideal atom-and-bond structure of diamond crystals.

Our setting is purely geometric and does not involve any physical assumptions or properties. A general deformation theory of periodic frameworks was introduced in [3] and further developed in [4, 5]. Although crystallography, solid state physics and materials science have studied crystal structures for a long time, abstract mathematical formulations are of relatively recent date [27]. Of course, there are historical roots in problems related to sphere packings [19, 16, 28], lattice theory [9, 23] and crystallographic groups [15, 24, 1].

Diamantine frameworks have elementary geometrical descriptions in any dimension d . The standard planar case $d = 2$ is the familiar *hexagonal honeycomb* illustrated in Figure 1. Another configuration, the so-called *reentrant honeycomb* illustrated in Figure 2, was recognized in materials science as a structure with negative Poisson’s ratio [21, 22] and has become an emblem of auxetic behaviour [14, 17]. It will be seen below that auxetic deformation paths can be defined in strictly geometric terms [7] and resemble causal-lines in special relativity.

Our treatment is mostly self-contained and may serve as an “introduction by example” to several topics of general interest: topology of the deformation space,

variation of volume per unit cell and critical configurations, possibilities for auxetic trajectories.

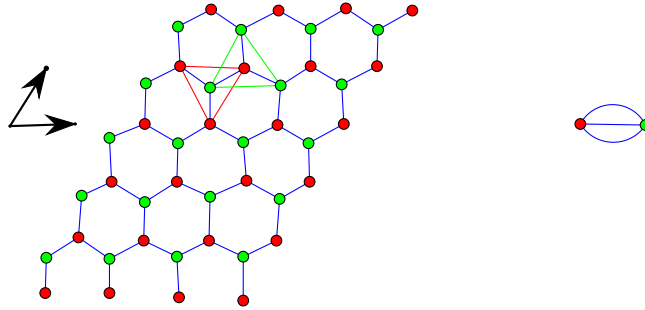


Figure 1: The standard diamond framework in dimension two. The generators of the periodicity lattice are emphasized by arrows. The quotient graph has two vertices connected by three edges.

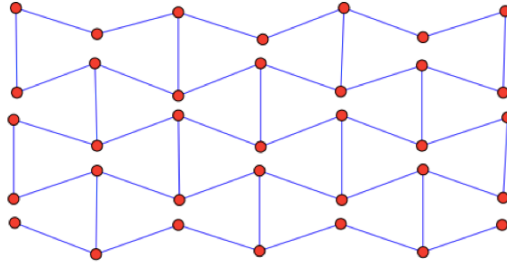


Figure 2: A reentrant honeycomb is a deformed diamond framework with auxetic capabilities. A horizontal stretching determines a vertical expansion.

1 The standard diamond framework in R^d

The standard or canonical diamond framework in R^d can be described by starting with a regular simplex $P_0P_1\dots P_d$ centered at the origin O . Then, we take the midpoint M_0 of the segment OP_0 and denote by $Q_0Q_1\dots Q_d$ the simplex obtained from the original one by central symmetry with center M_0 . Figure 3 shows this setting in dimension three. By using as *periodicity lattice* Λ the rank d lattice generated by the vectors $\lambda_i = P_i - P_0$, $i = 1, \dots, d$, we can produce a

periodic set of vertices which includes the vertices P_i and Q_j , by considering all translates of P_0 and $Q_0 = O$. For edges we take all segments $OP_i = Q_0P_i$, $i = 0, \dots, d$ and their translates under Λ . Up to isometry and rescaling, the resulting framework is unique.

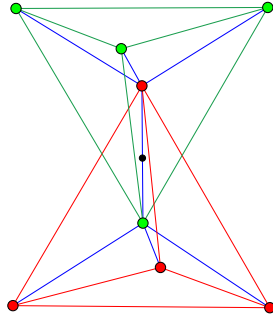


Figure 3: An illustration for $d = 3$. The standard diamond framework uses the vertices of two regular tetrahedra. Each tetrahedron center is a vertex of the other tetrahedron and the pair is centrally symmetric with respect to the midpoint of the two centers. Centers are seen as joints connected by bars to the vertices of the other tetrahedron. By periodicity under the lattice of translations generated by all edge-vectors of the tetrahedra, one obtains the full bar-and-joint diamond framework.

The abstract infinite graph together with the marked automorphism group represented by Λ gives a d -periodic graph as defined in [3, 4]. There are two orbits of vertices and $d + 1$ orbits of edges under this periodicity group. In other words, the quotient multigraph consists of two vertices connected by $d + 1$ edges.

The same d -periodic graph allows other placements. One may start with an arbitrary simplex $P_0P_1\dots P_d$ with the origin O in the interior. Then O is connected with the vertices P_i and provides $d + 1$ edge representatives. By using the periodicity lattice Λ generated as above by the edge vectors of the initial simplex, one extends the finite system of vertices and edges to a full Λ -periodic system. The corresponding frameworks will be called *diamantine frameworks*, frameworks of diamond type or simply diamond frameworks.

The three dimensional standard framework corresponds with the bonded structure of carbon atoms in (ideal) diamond crystals. The two dimensional version may be imagined as a graphene layer.

What distinguishes the standard diamond framework among its diamantine relatives is its full symmetry group, which is maximal. We refer to [20, 26, 27] for the corresponding theory of canonical placements of periodic graphs. Related aspects can be found in [11, 13, 5]. Our present inquiry will assume that a diamantine framework in R^d has been given and will be concerned with its *deformations* as a periodic bar-and-joint structure. Deformations will have new placements for the vertices (i.e. joints) of the structure, but in such a way that all edges preserve their length (i.e. behave like rigid bars) and the deformed framework remains periodic with respect to the abstract periodicity group marked at the outset [3]. It is important to retain the fact that the representation of this abstract periodicity group by a lattice of translations of rank d is allowed to vary in deformations.

2 Deformations

Let p_0, \dots, p_d be the *edge vectors* emanating from the origin. Their squared norm will be denoted by $\langle p_i, p_i \rangle = s_i$. The lattice of periods is generated by $p_i - p_0$, $i = 1, \dots, d$ and with this ordering, the oriented volume of the fundamental parallelepiped (unit cell) is given by

$$V_I(p) = \det \begin{bmatrix} 1 & 1 & \dots & 1 \\ p_{i_0} & p_{i_1} & \dots & p_{i_d} \end{bmatrix} = \det [p_{i_1} - p_{i_0} \quad \dots \quad p_{i_d} - p_{i_0}] \quad (1)$$

The deformation space of a diamond framework defined by p , with $V(p) \neq 0$ can be parametrized by the connected component of p in

$$\prod_{i=0}^d S_{\sqrt{s_i}}^{d-1} \setminus \{p : V(p) = 0\}$$

modulo the natural action of $SO(d)$. As usual, S_r^{d-1} denotes the $(d-1)$ -dimensional sphere of radius r .

We investigate first the *critical points* of $V(p)$ on the indicated product of spheres. At a critical point p , we must have

$$\frac{\partial V}{\partial p_i}(p) = \lambda_i p_i$$

for some Lagrange multipliers λ_i , $i = 0, \dots, d$. By inner product with p_j , we obtain:

$$\left\langle \frac{\partial V}{\partial p_i}(p), p_j \right\rangle = \lambda_i \langle p_i, p_j \rangle \quad (2)$$

and for $i \neq j$ this gives:

$$\lambda_i \langle p_i, p_j \rangle = (-1)^{i+1} \det |p_0 \dots \hat{p}_i \dots p_d| \quad (3)$$

where \hat{p}_i means the absence of that column.

For $i = j$ we find:

$$\lambda_i |p_i|^2 = V(p) + (-1)^{i+1} \det|p_0 \dots \hat{p}_i \dots p_d| \quad (4)$$

By summation or by Euler's formula for the homogeneous function $V(p)$, we obtain:

$$\sum_{i=0}^d \lambda_i |p_i|^2 = dV(p) \quad (5)$$

Equations (3) and (4) show that for non-zero critical values, all $\lambda_i \neq 0$ and then it follows that all inner products $\langle p_i, p_j \rangle$, $i \neq j$ must be equal. If we denote by α their common value, we see from the Gram determinant of the vectors p_i that α must be a root of the degree $(d+1)$ equation

$$\det \begin{pmatrix} s_0 & \alpha & \alpha & \dots & \alpha \\ \alpha & s_1 & \alpha & \dots & \alpha \\ \dots & \dots & \dots & \dots & \dots \\ \alpha & \alpha & \alpha & \dots & s_d \end{pmatrix} = 0 \quad (6)$$

For $\alpha = s_i = |p_i|^2$, the determinant on the left hand side of (6) equals $s_i \prod_{j \neq i} (s_j - s_i)$. If we assume distinct values s_i and the natural ordering $s_0 < s_1 < \dots < s_d$, we see that equation (6) must have a root in every interval (s_i, s_{i+1}) , since the determinant has opposite signs at the endpoints. Thus, in the general case of distinct s_i , equation (6) has d positive simple roots. The remaining root must be negative since the term of degree one in α is zero i.e. the sum of all products of d roots vanishes. By continuity, we still have a *unique negative root* α_- when some of the values s_i become equal.

With respect to *positive* roots of (6), we note that the inequality $\langle p_i, p_j \rangle \leq |p_i| \cdot |p_j| = (s_i s_j)^{1/2}$, implies that only the *smallest among them* α_+ may correspond to a critical point. Moreover, from $V(p) \neq 0$, we infer that this root must be simple. Indeed, otherwise, with $s_0 = s_1 \leq s_2 \leq \dots \leq s_d$, the root must be $s_0 = s_1 = \langle p_0, p_1 \rangle$ and this forces $p_0 = p_1$, resulting in $V(p) = 0$. In fact, for the simple root α_+ one may confirm the more precise location $\alpha_+ \in (s_0, s_0^{1/2} s_1^{1/2})$ by evaluating the determinant in (6) at $\alpha = s_0^{1/2} s_1^{1/2}$ and finding it negative. With $r_i = s_i^{1/2}$ and $\alpha = r_0 r_1$, we have

$$\det \begin{pmatrix} s_0 & \alpha & \alpha & \dots & \alpha \\ \alpha & s_1 & \alpha & \dots & \alpha \\ \dots & \dots & \dots & \dots & \dots \\ \alpha & \alpha & \alpha & \dots & s_d \end{pmatrix} = s_0 s_1 \det \begin{pmatrix} 1 & 1 & r_1 & \dots & r_1 \\ 1 & 1 & r_0 & \dots & r_0 \\ r_1 & r_0 & s_2 & \alpha \dots & \\ \dots & \dots & \dots & \dots & \dots \\ r_1 & r_0 & \alpha & \dots & s_d \end{pmatrix} =$$

$$\begin{aligned}
&= s_0 s_1 (r_0 - r_1)^2 \det \begin{pmatrix} 0 & 1 & 1 & \dots & 1 \\ 1 & s_2 & \alpha & \dots & \alpha \\ \dots & \dots & \dots & \dots & \dots \\ 1 & \alpha & \alpha & \dots & s_d \end{pmatrix} = \\
&= -s_0 s_1 (r_0 - r_1)^2 \prod_{i=2}^d (s_i - \alpha) \left(\sum_{i=2}^d \frac{1}{s_i - \alpha} \right) < 0.
\end{aligned}$$

Observing that, up to $SO(d)$, a Gram matrix determines two reflected vector configurations with corresponding volumes of opposite signs and equal absolute value, we may establish by induction on $d \geq 2$, that the negative root corresponds to the absolute maximum and minimum, while a simple smallest positive root corresponds to reflected critical configurations which are neither local minima nor local maxima. For $d = 2$, the deformation space is a surface and a ‘saddle point’ configuration is illustrated in Figure 4. Note that, in absolute value, a local variation of p_0 increases the area of triangle $p_0 p_1 p_2$, while a local variation of p_1 decreases the area.

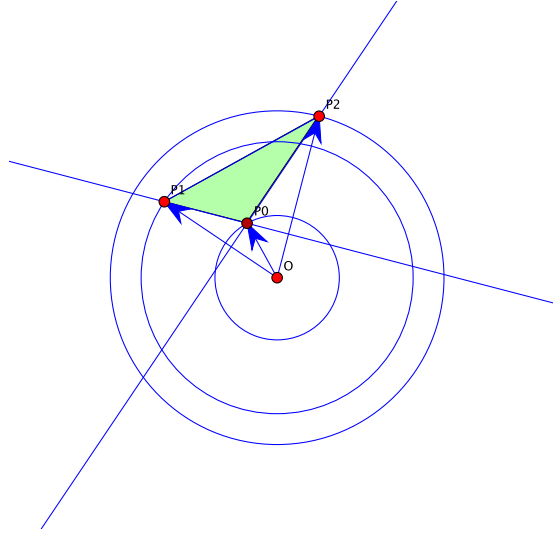


Figure 4: A configuration $p = (p_0, p_1, p_2)$ corresponding to a saddle point. Note that the origin O is the orthocenter of triangle $p_0 p_1 p_2$.

Let us observe, for the latter part of the argument, when $s_0 < s_1 \leq s_2 \leq \dots \leq s_d$ and $\langle p_i, p_j \rangle = \alpha_+ \in (s_0, s_0^{1/2} s_1^{1/2})$, $i \neq j$, that in the hyperplane passing through p_1, \dots, p_d we obtain a $(d - 1)$ -dimensional configuration with d vectors q_i , where

$$p_i = \mu p_0 + q_i, \quad \langle p_0, q_i \rangle = 0, \quad i = 1, \dots, d \quad (7)$$

with μp_0 in the indicated hyperplane. Since $\mu = \alpha_+/s_0$, we find

$$\langle q_i, q_j \rangle = \alpha_+ \left(1 - \frac{\alpha_+}{s_0}\right) < 0$$

which is a maximum or minimum configuration for $\langle q_i, q_i \rangle = s_i - \frac{\alpha_+^2}{s_0} > 0$.

The absence of local minima or maxima other than the absolute ones shows that $\prod_{i=0}^d S_{\sqrt{s_i}}^{d-1} \setminus \{p : V(p) = 0\}$ has exactly *two connected components* which are isomorphically exchanged by any orientation-reversing orthogonal transformation.

Theorem 1 *Let $s_0 \leq s_1 \leq \dots \leq s_d$ denote the squared lengths of a complete set of edge representatives for a d -dimensional diamond framework $\mathcal{D}(p)$. The deformation space of this framework is a manifold of dimension $\binom{d+1}{2} - 1$ and can be described as the quotient $\prod_{i=0}^d S_{\sqrt{s_i}}^{d-1} \setminus \{p : V(p) = 0\} / O(d)$. The squared volume of a fundamental parallelepiped (unit cell) has a maximum corresponding to the unique negative root α_- of (6).*

The indicated quotient space is a manifold because $O(d)$ acts without fixed points on $V(p) \neq 0$ and local charts can be obtained as transversals to orbits. An alternative argument will follow from using Gram coordinates.

We have already implicated in our considerations the image of the parameter space $\prod_{i=0}^d S_{\sqrt{s_i}}^{d-1} \setminus \{p : V(p) = 0\} / O(d)$ obtained via Gram matrices $G(p) = (\langle p_i, p_j \rangle)_{0 \leq i, j \leq d}$, with prescribed diagonal entries $\langle p_i, p_i \rangle = s_i$, $i = 0, \dots, d$. The image is the locus of all *semipositive* $(d+1) \times (d+1)$ symmetric matrices of rank d with positive diagonal minors.

While it is generally true that deformation spaces of periodic frameworks are connected components of *semi-algebraic sets* [6], the case of diamond frameworks allows very explicit treatment. We are going to describe another image of the deformation space, given by the Gram matrices of the generators $v_i = p_i - p_0$, $i = 1, \dots, d$ of the corresponding periodicity lattices.

We denote by $\omega = (\omega_{ij})_{1 \leq i, j \leq d}$, the symmetric $d \times d$ matrix with entries

$$\omega_{ij} = \langle v_i, v_j \rangle = \langle p_i - p_0, p_j - p_0 \rangle = \langle p_i, p_j \rangle - \langle p_i + p_j, p_0 \rangle + s_0 \quad (8)$$

From $\omega_{ii} = s_i + s_0 - 2\langle p_i, p_0 \rangle$ we retrieve all entries

$$\langle p_i, p_0 \rangle = \frac{1}{2}(s_i + s_0 - \omega_{ii}), \quad i = 1, \dots, d \quad (9)$$

and then

$$\langle p_i, p_j \rangle = \omega_{ij} + \frac{1}{2}(s_i + s_j - \omega_{ii} - \omega_{jj}), \quad 1 \leq i \neq j \leq d \quad (10)$$

Thus, $G(p)$ and ω contain equivalent information and the *affine transformation* defined by (9) and (10) take the algebraic hypersurface $\det G(p) = 0$ to a degree $(d + 1)$ hypersurface in the vector space of $d \times d$ symmetric matrices (with coordinates $\omega_{ij}, 1 \leq i \leq j \leq d$). Line and column operations give the equivalent expression as a ‘bordered determinant’ of ω , namely

$$\det \begin{pmatrix} s_0 & \frac{1}{2}(s_1 - s_0 - \omega_{11}) & \dots & \frac{1}{2}(s_d - s_0 - \omega_{dd}) \\ \frac{1}{2}(s_1 - s_0 - \omega_{11}) & \omega_{11} & \dots & \omega_{1d} \\ \dots & \dots & \dots & \dots \\ \frac{1}{2}(s_d - s_0 - \omega_{dd}) & \omega_{d1} & \dots & \omega_{dd} \end{pmatrix} = 0 \quad (11)$$

The image of the deformation space consists of the intersection of this hypersurface with the open cone of *positive definite* symmetric matrices.

Remark: Strictly speaking, we should indicate by an index $s = (s_0, \dots, s_d)$ the fact that the diagonal entries in the Gram matrix $G(p) = G_s(p)$ are fixed by $\langle p_i, p_i \rangle = s_i$. While all hypersurfaces $\det G_s(p) = 0$ in coordinates $a_{ij} = \langle p_i, p_j \rangle$, $0 \leq i < j \leq d$ are isomorphic to the case $s_i = 1, i = 0, \dots, d$ under linear transformations of the form $a_{ij} \mapsto a_{ij}/(s_i s_j)^{1/2}$, what *varies* with s is the intersection with the locus of semipositive definite matrices with positive diagonal minors (or, in terms of coordinates w_{ij} in (11), the intersection with the positive definite cone).

Let us show here that for all $s, s_i > 0, i = 0, \dots, d$, there are no singularities of $\det G_s(p) = 0$ in this intersection. With $a_{ij} = \langle p_i, p_j \rangle$ as coordinates, the vanishing of the gradient would make all off-diagonal minors equal to zero. Since $G_s(p)$ is not invertible, the diagonal minors must vanish as well and we obtain a contradiction. The argument shows in fact that the singularity locus of $\det G_s(p) = 0$ is made of symmetric matrices of rank *strictly less* than d .

We shall investigate in more detail the case $d = 2$, which involves *Cayley nodal cubic surfaces*.

3 Planar diamantine frameworks

For $d = 2$, the deformation space of a diamantine framework is a surface. The topology of this surface can be determined with relative ease by observing that in the quotient

$$\prod_{i=0}^2 S_{\sqrt{s_i}}^1 / SO(2)$$

the action of $SO(2) = S^1$ can be used to fix p_2 . Thus, we may use as parameters the angles $(\phi_0, \phi_1) \in S^1 \times S^1$ of p_0 and p_1 with p_2 and exclude from this torus, the degenerate locus corresponding to collinear vertices p_0, p_1, p_2 .

When $s_0 < s_1 \leq s_2$ the torus is cut by two disjoint loops into two open cylinders (isomorphic by reflection in the p_2 axis), The generic case is illustrated in Figure 5.

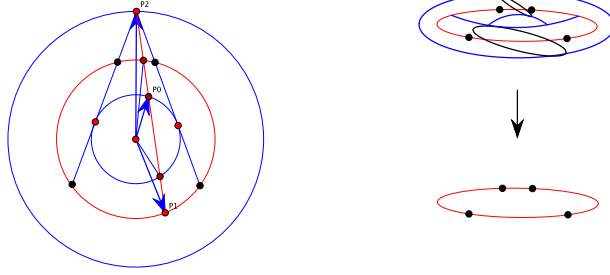


Figure 5: Topology determination in the generic case $s_0 < s_1 < s_2$. With p_2 fixed, the possibilities for (p_0, p_1) are parametrized by the torus $S^1 \times S^1$. The picture indicates the projection on the second factor parametrizing p_1 . The two dark loops depicted on the torus represent degenerate configurations with collinear vertices p_0, p_1, p_2 .

For $s_0 = s_1 < s_2$ we cut along intersecting loops which leave two (reflection isomorphic) topological open discs in the complement. The case $s_0 = s_1 = s_2$ is the simplest, since we exclude $\phi_0 = 0$, $\phi_1 = 0$ and $\phi_0 = \phi_1$, leaving two topological open discs in the complement. This gives:

Proposition 2 *The deformation space of a planar diamantine framework is an open cylinder when $s_0 < s_1 \leq s_2$ and an open disc when $s_0 = s_1 \leq s_2$.*

Remark: The topological change from disc to cylinder is reflected in the apparition of the saddle point for the area function.

With these preparations, we may follow the scenario described in the previous section whereby the deformation space is mapped to the *positive definite cone* (of symmetric 2×2 matrices) by associating to a framework the Gram matrix $\omega = \omega(p)$ of the two generators of the periodicity lattice $p_i - p_0$, $i = 1, 2$.

We illustrate the ‘standard’ case $s_0 = s_1 = s_2 = 1$ which allows the most symmetric presentation, already depicted in Figure 1. Equation (11) takes the form

$$\begin{aligned}
 f(\omega) &= f(\omega_{11}, \omega_{12}, \omega_{22}) = \\
 &= \frac{1}{4} \omega_{11} \omega_{22} (2\omega_{12} - \omega_{11} - \omega_{22}) + \omega_{11} \omega_{22} - \omega_{12}^2 = 0. \tag{12}
 \end{aligned}$$

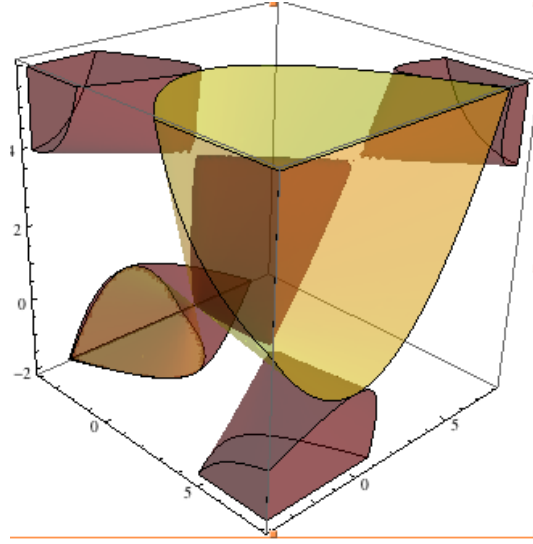


Figure 6: The Cayley cubic surface and the positive semidefinite cone passing through its four nodes (rendered as small gaps between nonsingular connected components) . The 2-diamond deformation surface is the part inside the cone which wraps the tetrahedron with vertices at the nodes. The three lines of tangency along the three edges from the origin are excluded.

The gradient vector

$$\nabla f(\omega) = \begin{pmatrix} \omega_{22}(\frac{1}{2}\omega_{12} - \frac{1}{2}\omega_{11} - \frac{1}{4}\omega_{22} + 1) \\ \frac{1}{2}\omega_{11}\omega_{22} - 2\omega_{12} \\ \omega_{11}(\frac{1}{2}\omega_{12} - \frac{1}{2}\omega_{22} - \frac{1}{4}\omega_{11} + 1) \end{pmatrix} \quad (13)$$

vanishes at the four points: $(0, 0, 0)$, $(4, 0, 0)$, $(0, 0, 4)$, $(4, 4, 4)$. At this stage, one may recognize that our cubic (12) is projectively equivalent with the *Cayley nodal cubic surface* usually given in projective coordinates $(x_0 : x_1 : x_2 : x_3)$ by the vanishing of the third symmetric polynomial

$$\sigma_3(x) = x_1x_2x_3 + x_0x_2x_3 + x_0x_1x_3 + x_0x_1x_2 = 0. \quad (14)$$

Up to projective equivalence, , the Cayley cubic is completely characterized by

the fact that it has exactly four singularities which are all nodal points (which may be seen as the vertices of a tetrahedron whose edge-supporting lines belong to the cubic). Although equation (14) immediately reveals projective symmetry under the permutation group of the four coordinates x_i , we shall retain the description (12) in terms of ω , since we have to intersect our cubic with the *positive definite cone* defined by

$$\text{tr}(\omega) = \omega_{11} + \omega_{22} > 0 \quad \text{and} \quad \det(\omega) = \omega_{11}\omega_{22} - \omega_{12}^2 > 0 \quad (15)$$

The bounding cone $\det(\omega) = 0$ intersects the cubic (12) along the three double lines given by the edges through $(0, 0, 0)$ of the four nodes tetrahedron. Moreover, $\det(\omega) = 0$ is also the tangent cone at the singularity $(0, 0, 0)$ for (12).

4 Auxetic trajectories

The notion of *auxetic behaviour* is formulated in the context of elasticity theory and is an expression of negative Poisson's ratios [22, 14, 17]. Simply phrased, auxetic behaviour means becoming laterally wider when stretched and thinner when compressed. Our purely mathematical treatment of periodic framework deformations cannot implicate physical properties per se and we shall rely on the geometrical alternative proposed in [7] and illustrated in [6] for periodic pseudo-triangulations.

The auxetic property, from the greek word for growth, refers to certain one-parameter deformations of a periodic framework and not to the framework itself, which may allow, in general, non-auxetic deformations as well. We use the following definition which involves the positive semidefinite cone $\bar{\Omega}(d)$ in the vector space of $d \times d$ symmetric matrices i.e. the cone made of all symmetric matrices with non-negative eigenvalues.

Definition 3 *A smooth one-parameter deformation of a periodic framework in R^d is called an auxetic path, or simply auxetic, when the corresponding curve of Gram matrices $\omega(\tau)$ for a set of independent generators of the periodicity lattice has all its tangent vectors $d\omega(\tau)/d\tau$ in the positive semidefinite cone of $d \times d$ symmetric matrices.*

Remark. The similarity with the notion of causal-line in special relativity is apparent. A causal-line in a Minkowski space is a smooth curve with all its tangents in the *light cone*. For $d = 2$, the boundary of the positive semidefinite cone $\bar{\Omega}(2)$ is given by the vanishing of a single (Lorenzian) quadratic form and the two notions coincide. For $d > 2$, the geometry of the cone $\bar{\Omega}(d)$ is more complicated [18, 2], but the analogy persists.

We shall make use of the description obtained in Section 3 for the deformation surface of 2-diamond and investigate the possibility of auxetic trajectories on this surface.

In order to identify the region of this surface made of points allowing some non-trivial auxetic trajectory through them, we must look for points where some non-zero tangent vector belongs to the positive semidefinite cone (as a free vector). The boundary of this region consists therefore of points with tangent planes parallel to a tangent plane of the cone surface along a generating line. This locus can be detected algebraically as follows.

We use the natural Euclidean norm $\|\cdot\|_{tr}$ defined on the space of 2×2 symmetric matrices by

$$\|\omega\|_{tr} = tr(\omega^2)^{1/2} = (\omega_{11}^2 + 2\omega_{12}^2 + \omega_{22}^2)^{1/2} \quad (16)$$

The positive semidefinite cone is self-dual with respect to this norm [18], hence verifying that a tangent plane corresponds to a tangent plane of the cone $det(\omega) = 0$ along a generating line amounts to verifying that the normal direction with respect to (16) satisfies the cone equation. The required normal is immediately obtained from the gradient formula (13) by halving the middle coordinate. Thus, the equation for the region's boundary is the quartic

$$\begin{aligned} g(\omega) = \omega_{11}\omega_{22} & \left(\frac{1}{2}\omega_{12} - \frac{1}{2}\omega_{11} - \frac{1}{4}\omega_{22} + 1\right) \left(\frac{1}{2}\omega_{12} - \frac{1}{2}\omega_{22} - \frac{1}{4}\omega_{11} + 1\right) \\ & - \left(\frac{1}{4}\omega_{11}\omega_{22} - \omega_{12}\right)^2 = 0 \end{aligned} \quad (17)$$

The curve of degree twelve resulting from the intersection of the Cayley cubic and the above quartic can be first guessed and then proven to be made of the six lines supporting the edges of the tetrahedon of nodes, counted with multiplicity two. For instance, intersecting the quartic (17) with the plane $\omega_{12} = 0$ gives the four lines resulting from the factorization

$$g(\omega_{11}, 0, \omega_{22}) = \frac{1}{8}\omega_{11}\omega_{22}(\omega_{11} + \omega_{22} - 4)(\omega_{11} + \omega_{22} - 2) \quad (18)$$

The first three factors correspond with the three edges of the tetrahedron of nodes on the face ω_{12} . By symmetry and the fact that auxetic trajectories cannot exist in a neighborhood of the standard 2-diamond, we conclude that the region of the deformation surface consisting of points allowing a non-trivial auxetic deformation path is given by intersecting with the open half-space

$$\omega_{11} - \omega_{12} + \omega_{22} < 4 \quad (19)$$

If we express (19) in terms of the unit vectors p_i , $i = 0, 1, 2$, we find the condition

$$-1 < \langle p_0, p_1 \rangle + \langle p_1, p_2 \rangle + \langle p_2, p_0 \rangle \quad (20)$$

Geometrically, this means *pointedness*: the three (edge) vectors p_i are all on one side of some line through the origin. Equivalently, one of the three sectors

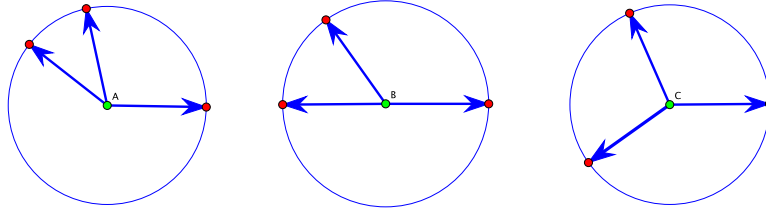


Figure 7: Three unit vectors in a pointed configuration (A), boundary (transition) case (B) and non-pointed configuration (C), corresponding to $<$, $=$ and $>$ in relation (20).

determined around the origin by the three vectors has an angle larger than π as illustrated on the left configuration of Figure 7.

We summarize our conclusion in the following statement.

Proposition 4 *A framework obtained from the standard 2-diamond framework allows some non-trivial (small) auxetic deformation path if and only if pointed at all vertices.*

Remarks. We have argued above for pointedness at the vertex of reference. Diamantine frameworks are vertex transitive under full crystallographic symmetry, hence pointedness at all vertices follows. The reentrant honeycomb in Figure 2 is pointed at all vertices. For the relevance of pointedness in periodic pseudo-triangulations we refer to [6, 7, 8].

References

- [1] Bieberbach, L.: *Über die Bewegungsgruppen des n dimensionalen euklidischen Raumes mit einem endlichen Fundamentalbereich*, Nachrichten von der Gesellschaft der Wissenschaften zu Göttingen, Mathematisch-Physikalische Klasse (1910), 75-84. See also *Mathematische Annalen* **70** (1911), 297-336 and **72** (1912), 400-412.
- [2] Borcea, C.S.: *Symmetries of the positive semidefinite cone*, Forum Mathematicum, DOI: 10.1515/FORM.2011.171, Published Online: Jan. 9, 2012.

- [3] Borcea, C.S. and Streinu, I.: *Periodic frameworks and flexibility*, Proc. Roy. Soc. A **466** (2010), 2633-2649.
- [4] Borcea, C.S. and Streinu, I.: *Minimally rigid periodic graphs*, Bulletin LMS **43** (2011), 1093-1103. doi:10.1112/blms/bdr044
- [5] Borcea, C.S. and Streinu, I.: *Frameworks with crystallographic symmetry*, Philosophical Transactions of the Royal Society A 2014 **372**, 20120143. <http://dx.doi.org/10.1098/rsta.2012.0143>
- [6] Borcea, C.S. and Streinu, I.: *Liftings and stresses for planar periodic frameworks*, Proc. 30th annual Symp. on Computational Geometry (SOCG'14), Kyoto, Japan, June 2014, Doi: 10.1145/2582112.2582122 and arxiv preprint January 2015.
- [7] Borcea, C.S. and Streinu, I.: *Geometric auxetics*, arXiv preprint January 2015.
- [8] Borcea, C.S. and Streinu, I.: *Kinematics of expansive planar periodic mechanisms*, in "Advances in Robot Kinematics", J. Lenarčič and O. Khatib editors, 395-407, Springer, 2014.
- [9] Bravais, A.: *Mémoire sur les systèmes formés par des points distribués régulièrement sur un plan ou dans l'espace*, Journal de l'Ecole Polytechnique **19** (1850), 1-128;
- [10] Conway, J. H. and Sloane, N. J. A.: *Sphere packings, lattices and groups*. Third edition. Grundlehren der Mathematischen Wissenschaften 290. Springer-Verlag, New York, 1999.
- [11] Delgado-Friedrichs, O.: *Equilibrium placement of periodic graphs and convexity of plane tilings*, Discrete Comput. Geom. **33** (2005), 67-81.
- [12] Dove, M.T.: *Theory of displacive phase transitions in minerals*, American Mineralogist **82** (1997), 213-244.
- [13] Eon, J.-G.: *Euclidian embeddings of periodic nets: definition of a topologically induced complete set of geometric descriptors for crystal structures*, Acta Cryst. A **67** (2011), 68-86.
- [14] Evans K.E., Nkansah M.A., Hutchinson I.J. and Rogers S.C. : *Molecular network design*, Nature **353** (1991). 124-125.
- [15] Fedorov, E.S.: *The symmetry of regular systems of figures*, (1891).
- [16] Gauss, C. F. : *Besprechung des Buchs von L. A. Seeber: Untersuchungen über die Eigenschaften der Positiven Ternären Quadratischen Formen*, Göttingische Gelehrte Anzeigen, July 9, p. 1065 (1831).

- [17] Greaves, G.N., Greer, A.I., Lakes, R.S. and Rouxel, T. : *Poisson's ratio and modern materials*, Nature Materials **10** (2011), 823-837.
- [18] Gruber, P.M.: *Convex and Discrete Geometry*, Springer, 2007.
- [19] Kepler, J.: *Strena seu de Nive Sexangula*, (1611).
- [20] Kotani, M. and Sunada, T.: *Standard realizations of crystal lattices via harmonic maps*, Trans. Amer. Math. Soc. **353** (2000), 1-20.
- [21] Kolpakov, A.G.: *Determination of the average characteristics of elastic frameworks*, J. Appl. Math. Mech. 49 (1985), no. 6, 739745 (1987); translated from Prikl. Mat. Mekh. 49 (1985), no. 6, 969977 (Russian).
- [22] Lakes, R. : *Foam structures with a negative Poisson's ratio*, Science **235** (1987), 1038-1040.
- [23] Minkowski, H.: *Geometrie der Zahlen*, Leipzig und Berlin, Teubner, 1910.
- [24] Schoenflies, A.M.: *Krystallsysteme und Krystallstruktur*, Leipzig 1891.
- [25] Schwarzenberger, R. L. E.: *n-dimensional crystallography*. Research Notes in Mathematics **41** Pitman (Advanced Publishing Program), Boston, Mass.-London, 1980. iv+139 pp.
- [26] Sunada, T.: *Crystals that nature might miss creating*, Notices of the AMS **55** (2008), 208-215.
- [27] Sunada, T.: *Topological Crystallography*. Springer, 2013.
- [28] Voronoi, G.: *Nouvelles applications des paramètres continus à la théorie des formes quadratiques*, J. reine u. angewandte Mathematik **133** (1908), 97-178. See also *ibid.* **134** (1908), 198-287 and **136** (1909), 67-181.
- [29] Weyl, H.: *Symmetry*, Princeton Univ. Press, 1952.

C. Borcea

Department of Mathematics, Rider University, Lawrenceville, NJ 08648, USA

I. Streinu

Department of Computer Science, Smith College, Northampton, MA 01063, USA