

The Accessible Lasso Models

Amir Sepehri and Naftali Harris

*Department of Statistics
Sequoia Hall
390 Serra Mall
Stanford University
Stanford, CA 94305-4065*

e-mail: asepehri@stanford.edu; naftali@stanford.edu

Abstract: A new line of research [5] on the lasso [8] exploits the beautiful geometric fact that the lasso fit is the residual from projecting the response vector y onto a certain convex polytope [10]. This geometric picture also allows an exact geometric description of the set of *accessible* lasso models for a given design matrix, that is, which configurations of the signs of the coefficients it is possible to realize with some choice of y . In particular, the accessible lasso models are those that correspond to a face of the convex hull of all the feature vectors together with their negations. This convex hull representation then permits the enumeration and bounding of the number of accessible lasso models, which in turn provides a direct proof of model selection inconsistency when the size of the true model is greater than half the number of observations.

Primary 62J07; secondary 52B12.

Keywords and phrases: lasso geometry, convex polytopes, upper bound theorem, model selection consistency.

Contents

1	Introduction	1
2	Geometry of lasso model selection	2
3	Bounding the number of accessible lasso models	5
4	Model selection inconsistency	7
5	Simulations	10
6	Discussion	13
	References	13

1. Introduction

The lasso [8] has proved a popular approach in high dimensional regression problems, where the number of variables is large relative to the number of observations. Perhaps the major reason for this is that the estimated coefficients are sparse. Indeed, as noted first by [7], the number of nonzero coefficients can never exceed the number of observations.

Let us consider a *signed model* to be a subset of supported variables together with the signs of their corresponding coefficients. For a fixed design matrix, it is not in fact the case that any signed model with n or fewer variables could

possibly be chosen by the lasso for some choice of y . This differs from ordinary least squares, where all such models are possible.

In this paper, we will describe and count the signed models that are *accessible*, that is, which can possibly be chosen by the lasso.

More formally, for a fixed design matrix $X_0 \in \mathbb{R}^{n \times p}$, the lasso solves the optimization problem

$$\min_{\beta_0 \in \mathbb{R}^p} \frac{1}{2} \|y - X_0 \beta_0\|_2^2 + \lambda \|\beta_0\|_1 \quad (1.1)$$

for fixed $\lambda > 0$.

Under the relatively weak condition that X_0 is in general position, [9] showed that the minimizing β_0 is unique for any choice of $y \in \mathbb{R}^n$; he further showed that this condition holds almost surely, for example, if X_0 is chosen from any continuous probability distribution on $\mathbb{R}^{n \times p}$. For the remainder of this work, we will suppose that X_0 is such that β_0 is unique for any choice of y , and denote this by $\beta_0(y)$.

Since we are interested in the signs of β_0 , it will be notationally more convenient to solve the following equivalent problem:

$$\begin{aligned} \min_{\beta \in \mathbb{R}^{2p}} \quad & \frac{1}{2} \|y - X\beta\|_2^2 + \lambda \sum_{j=1}^{2p} \beta_j \\ \text{subject to} \quad & \beta \geq 0. \end{aligned} \quad (1.2)$$

Here, $X = (X_0, -X_0)$, and $\beta = (\beta_0^+, \beta_0^-)$. Note that the solution to (1.2) will have at most one of β_j and β_{p+j} being nonzero. This is because if both are positive, one can subtract a common factor from both of them, reducing the sum of the β 's without changing the residual sum of squares.

We'll formalize the notion of a signed model by letting $\text{supp}(\beta) = \{1 \leq j \leq 2p : \beta_j > 0\}$; of course, $\text{supp}(\beta)$ is just an alternate description of the support and signs of β_0 . For any signed model $S \subset \{1, \dots, 2p\}$, let X_S consist of just the columns of X given by S . Similarly, let 1_S denote a vector of length $|S|$ with all ones.

Of great interest will be the values of y leading to a particular signed model; define

$$A_S = \{y \in \mathbb{R}^n : \text{supp}(\beta(y)) = S\} \quad (1.3)$$

Clearly, $\bigcup_S A_S = \mathbb{R}^n$, forming a partitioning of the space into disjoint regions. We then call a signed model $S \subset \{1 \leq j \leq 2p\}$ *accessible* if $A_S \neq \emptyset$; that is, if there is some value of y such that $\text{supp}(\beta(y)) = S$.

2. Geometry of lasso model selection

As we will see, the set A_\emptyset , or the “null model polytope”, plays a special role in the geometry of the lasso. Another set which will play an equally important role is the convex hull of the columns of X , which we will denote by $\mathcal{CH}(X)$.

In fact, A_\emptyset/λ and $\mathcal{CH}(X)$ are (by definition) polar duals, since $A_\emptyset = \{y \in \mathbb{R}^n : X^T y \leq \lambda 1\}$ by the KKT conditions for (1.1).

Each face of $\mathcal{CH}(X)$ has a natural correspondence to a subset of signed variables S ; namely, the signed variables S that form the vertices of that face. We denote by F_S the corresponding face of A_\emptyset , which is characterized by the property that $X_S^T f = \lambda 1_S$ for any $f \in F_S$.

The sets A_S are then characterized by the following lemma, which we believe was described and proved first by [10] in Lemma 3:

Lemma 2.1 (Determining $\text{supp}(\beta(y))$). *Let $P_{A_\emptyset}(y)$ be the projection of y onto the null model polytope A_\emptyset . Let F_S be the face of A_\emptyset of minimal dimension such that $P_{A_\emptyset}(y) \in F_S$. Then $y \in \overline{A_S}$. Furthermore, $y - P_{A_\emptyset}(y) = X_S \beta(y)$, the lasso fit.*

In the special case where X_0 is orthogonal, it is well known that the lasso coefficients are equal to the λ -soft-thresholded inner products between y and columns of X . When $p = n$, this orthogonal design case corresponds to A_\emptyset being a hypercube with the origin as its center. (For $p < n$, it looks more like a ‘‘cylinder’’ built over a p -dimensional hypercube). Lemma 2.1 is the natural extension of this soft-thresholding phenomenon to general design matrices; the regularization done by the lasso is to ‘‘remove’’ the projection onto A_\emptyset .

In fact, Lemma 2.1 gives a complete characterization of the sets A_S , as illustrated in Figure 1, taken from [4].

Corollary 2.1 (Geometry of Partitions A_S). *If $A_S \neq \emptyset$, then it is the equal to $F_S + \{X_S \alpha : \alpha > 0\} = \{f + X_S \alpha : f \in F_S, \alpha > 0\}$.*

Proof. Suppose $y \in A_S$. Then by Lemma 2.1, $y - P_{A_\emptyset}(y) = X_S \beta(y)$, so $y = A_\emptyset(y) + X_S \beta(y) \in F_S + \{X_S \alpha : \alpha > 0\}$. Thus, $A_S \subset F_S + \{X_S \alpha : \alpha > 0\}$.

Since $\bigcup_S A_S = \mathbb{R}^n$, and $A_S \subset F_S + \{X_S \alpha : \alpha > 0\}$, we need only show that the sets $(F_S + \{X_S \alpha : \alpha > 0\})_S$ are disjoint.

So consider $f_S + X_S \alpha_S$ and $f_T + X_T \alpha_T$, where $f_S \in F_S$ and $\alpha_S > 0$, (respectively for T). Then

$$\begin{aligned} & \|f_S + X_S \alpha_S - (f_T + X_T \alpha_T)\|^2 \\ &= \|f_S - f_T\|^2 + 2\langle f_S - f_T, X_S \alpha_S - X_T \alpha_T \rangle + \|X_S \alpha_S - X_T \alpha_T\|^2 \\ &> 2\langle f_S - f_T, X_S \alpha_S - X_T \alpha_T \rangle, \end{aligned}$$

where the strict inequality is from $X_S \alpha_S \neq X_T \alpha_T$ when $S \neq T$ and $\alpha_S, \alpha_T > 0$. Thus,

$$\begin{aligned} & \|f_S + X_S \alpha_S - (f_T + X_T \alpha_T)\|^2 \\ &> 2(\alpha_S^T (\lambda 1_S - X_S^T f_T) + \alpha_T^T (\lambda 1_T - X_T^T f_S)) \\ &\geq 0, \end{aligned}$$

where $X_S^T f_T \leq \lambda 1_S$ and $X_T^T f_S \leq \lambda 1_T$ (coordinate-wise) by evaluating the KKT conditions at the points f_T and f_S in A_\emptyset .

Thus, $f_S + X_S \alpha_S \neq f_T + X_T \alpha_T$, so that $F_S + \{X_S \alpha : \alpha > 0\}$ and $F_T + \{X_T \alpha : \alpha > 0\}$ are disjoint. \square

We remark that Corollary 2.1 immediately shows that the sets A_S are convex and have linear boundaries. It also shows that all nonempty sets A_S are unbounded, with the possible exception of A_\emptyset .

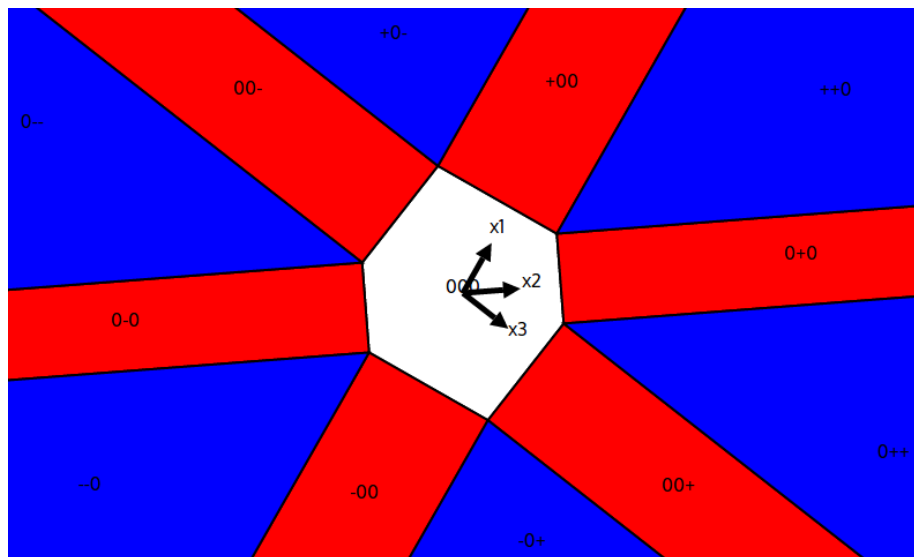


FIG 1. Example of sets $A_S \subset \mathbb{R}^2$ with $\lambda = 1.7$. x_1 , x_2 , and x_3 are the columns of $X_0 \in \mathbb{R}^{2 \times 3}$, each of which has length 1. The middle white region is the polytope A_\emptyset , the red regions are the sets A_S with $|S| = 1$, and the blue regions those with $|S| = 2$. Each region is labeled with $\text{sgn}(\beta_0(y))$; for example, “+0-” means that the x_1 coefficient is positive, the x_2 coefficient is zero, and the x_3 coefficient is negative.

Now for any face F_S of A_\emptyset , there is a point $f_S \in F_S$ such that F_S is the lowest dimensional face containing f_S . Since $P_{A_\emptyset}(f_S + X_S \alpha) = f_S$ for any $\alpha > 0$, S is in fact an accessible lasso model by Lemma 2.1. Thus, the set of all accessible models is determined by the faces of A_\emptyset , or alternatively by the faces of $\mathcal{CH}(X)$:

Theorem 2.1 (Characterization of Accessible Models). $A_S \neq \emptyset$ if and only if the variables X_S form a face of $\mathcal{CH}(X)$.

Proof. From Lemma 2.1, $A_S \neq \emptyset$ if and only if the variables X_S is the KKT-active set corresponding to the face F_S of A_\emptyset . By the polar duality between λA_\emptyset and $\mathcal{CH}(X)$, this occurs if and only if the variables X_S form a face of $\mathcal{CH}(X)$. \square

We feel this is an intuitively believable result: The lasso attempts to construct a parsimonious approximation of y using a positive linear combination of some of the columns of X . If it selected a subset of columns of X that did not

generate a face of $\mathcal{CH}(X)$, then intuitively it should be easier to generate a more parsimonious approximation using variables that do form a face of $\mathcal{CH}(X)$.

3. Bounding the number of accessible lasso models

Having established that the accessible models correspond to faces of $\mathcal{CH}(X)$, we can now apply classical results from polytope theory to count and bound the number of accessible models. The main result in this field is the celebrated upper bound theorem of [6], which provides a tight upper bound on the number of faces of dimension k of a polytope in d dimensions.

To introduce the upper bound theorem, we will need the notion of a *cyclic polytope*: A cyclic polytope with v vertices in d dimensions is the convex hull of v points $\{(t_i, t_i^2, \dots, t_i^d) : i \in \{1, \dots, v\}\}$, (and $t_i \neq t_j$ for any i, j).

Theorem 3.1 (Upper Bound Theorem). *A convex polytope with v vertices in d dimensions has no more than $f_k(d, v)$ faces of dimension k , where $f_k(d, v)$ is the number of faces of dimension k of a cyclic polytope with v vertices in d dimensions.*

In particular, $f_k(d, v) = \binom{d}{k+1}$ for $0 \leq k < \lfloor \frac{d}{2} \rfloor$, and in general is

$$f_k(d, v) = \frac{v - \delta(v - k - 2)}{v - k - 1} \sum_{j=0}^{\lfloor d/2 \rfloor} \binom{v - 1 - j}{k + 1 - j} \binom{v - k - 1}{2j - k - 1 + \delta}, \quad (3.1)$$

where δ is the parity of d .

The equation for $f_k(d, v)$ derives from the Dehn-Sommerville equations, and may be found, for example, in Theorem 3 of [3].

The upper bound theorem immediately allows us to bound the number of accessible lasso models of size k (size of a model is the number of non-zero coefficients):

Theorem 3.2. *The total number of accessible lasso models of size k is no more than $f_{k-1}(n, 2p)$.*

Proof. By Theorem 2.1, the accessible lasso models of size k are exactly those whose associated feature vectors form a $(k - 1)$ -dimensional face of $\mathcal{CH}(X)$. $\mathcal{CH}(X)$ is a polytope in n dimensions with at most $2p$ vertices, so by Theorem 3.1 it has no more than $f_{k-1}(n, 2p)$ $(k - 1)$ -dimensional faces. \square

By summing over McMullen's upper bound for faces of each dimension, we can also bound the total number of faces of a convex polytope of all dimensions, and hence, the total number of accessible lasso models:

Lemma 3.1. *For $v \geq 2d$, the total number of faces of a convex polytope with v vertices in dimension d is bounded by*

$$2e(d + 1) \left(\frac{2e(v - \lfloor d/2 \rfloor)}{\lfloor d/2 \rfloor} \right)^{\lfloor d/2 \rfloor}. \quad (3.2)$$

Proof. Summing (3.1) over k gives a tight upper bound on the total number of faces of all dimensions. Since the terms in the sum (3.1) are nonzero only if $j \geq k/2$, we may drop all other terms in that sum:

$$\begin{aligned}
& \sum_{k=0}^{d-1} f_k(d, v) \\
& \leq \sum_{k=0}^{d-1} \frac{v - \delta(v - k - 2)}{v - k - 1} \sum_{j \geq k/2}^{\lfloor d/2 \rfloor} \binom{v-1-j}{k+1-j} \binom{v-k-1}{2j-k-1+\delta} \\
& = \sum_{k=0}^{d-1} \frac{v - \delta(v - k - 2)}{v - k - 1} \sum_{j \geq k/2}^{\lfloor d/2 \rfloor} \binom{v-j}{v-k-1} \frac{v-k-1}{v-j} \binom{v-k-1}{v-2j-\delta} \\
& \leq \sum_{k=0}^{d-1} \frac{v - \delta(v - k - 2)}{v - \lfloor d/2 \rfloor} \sum_{j \geq k/2}^{\lfloor d/2 \rfloor} \binom{v-j}{v-k-1} \binom{v-k-1}{v-2j-\delta} \\
& \leq \frac{v - \delta(v - d - 1)}{v - \lfloor d/2 \rfloor} \sum_{k=0}^{d-1} \sum_{j \geq k/2}^{\lfloor d/2 \rfloor} \binom{v-j}{v-k-1} \binom{v-k-1}{v-2j-\delta} \\
& = \frac{v - \delta(v - d - 1)}{v - \lfloor d/2 \rfloor} \sum_{k=0}^{d-1} \sum_{j \geq k/2}^{\lfloor d/2 \rfloor} \binom{v-j}{v-2j-\delta} \binom{j+\delta}{k-j+1},
\end{aligned}$$

using the identity $\binom{r}{s} \binom{s}{t} = \binom{r}{t} \binom{r-t}{r-s}$. Exchanging the order of summation gives

$$\begin{aligned}
\cdots & = \frac{v - \delta(v - d - 1)}{v - \lfloor d/2 \rfloor} \sum_{j=0}^{\lfloor d/2 \rfloor} \binom{v-j}{v-2j-\delta} \sum_{k=0}^{2j} \binom{j+\delta}{k-j+1}, \\
& = \frac{v - \delta(v - d - 1)}{v - \lfloor d/2 \rfloor} \sum_{j=0}^{\lfloor d/2 \rfloor} \binom{v-j}{v-2j-\delta} 2^{j+\delta}.
\end{aligned}$$

For $v \geq 2d$, the terms in the sum are nondecreasing in j , so we may bound the sum by

$$\begin{aligned}
\cdots & \leq \frac{v - \delta(v - d - 1)}{v - \lfloor d/2 \rfloor} \lfloor d/2 \rfloor \binom{v - \lfloor d/2 \rfloor}{v - d} 2^{\lfloor d/2 \rfloor} \\
& \leq \frac{v - \delta(v - d - 1)}{v - \lfloor d/2 \rfloor} \lfloor d/2 \rfloor \left(\frac{(v - \lfloor d/2 \rfloor)e}{\lfloor d/2 \rfloor} \right)^{\lfloor d/2 \rfloor} 2^{\lfloor d/2 \rfloor} \\
& \leq 2e(d+1) \left(\frac{2e(v - \lfloor d/2 \rfloor)}{\lfloor d/2 \rfloor} \right)^{\lfloor d/2 \rfloor},
\end{aligned}$$

using the fact that $\binom{n}{n-k} \leq \left(\frac{ne}{k}\right)^k$ in the first inequality and $v < 2(v - d/2)$ in the last inequality, (for even d). \square

Now, the number of accessible lasso models is exactly equal to the number of non-empty faces of $\mathcal{CH}(X)$, a convex polytope in n dimensions with at most $2p$ vertices. Thus, the following corollary is immediate:

Corollary 3.1. *For $p \geq n$, the total number of accessible lasso models is bounded by*

$$2e(n+1) \left(\frac{2e(2p - \lfloor n/2 \rfloor)}{\lceil n/2 \rceil} \right)^{\lfloor n/2 \rfloor}.$$

In the setting where $p \sim \rho n$, this bound is

$$O \left(n \left(4e \left(2\rho - \frac{1}{2} \right) \right)^{n/2} \right).$$

Naively, for $n \leq p$, one would bound the total number of lasso models by $\sum_{k=0}^n 2^k \binom{p}{k}$. In the setting $p \sim \rho n$, this is at least

$$\begin{aligned} 2^n \binom{p}{n} &\approx 2^n \left(\frac{pe}{n} \right)^n \\ &\approx (2\rho e)^n. \end{aligned}$$

Our bound gives $\left(\sqrt{4e \left(2\rho - \frac{1}{2} \right)} \right)^n < \left(\sqrt{8\rho e} \right)^n \ll (2\rho e)^n$, cutting down the number of models exponentially from the naive bound.

$\mathcal{CH}(X)$ is no ordinary convex polytope; it also exhibits symmetry through the origin. One might expect this special structure to improve the bound on the number of faces. However, results of [1] provide evidence suggesting that dramatic improvements to the upper bound theorem for centrally symmetric polytopes are unlikely.

4. Model selection inconsistency

The bound on the number of accessible lasso models implies that correctly selecting large true models is impossible: Suppose we have a sequence of lasso problems of the form (1.1), with $n \rightarrow \infty$, and $p_n/n \rightarrow \rho$. Suppose that for each n , there is a “true model” S_n , of size $k_n = |S_n|$, with $k_n/n \rightarrow \kappa$.

Theorem 4.1. *Suppose, for each n , that the entries of X_0 are distributed iid according to some symmetric distribution on \mathbb{R} . Then if $\kappa > \frac{1}{2}$, for any $\rho > \frac{\kappa}{\kappa - \frac{1}{2}}$ we have $P(A_{S_n} = \emptyset) \rightarrow 1$.*

Proof. Since the entries of X_0 are iid and symmetric, all the signed models of size k are equally likely to be a face of $\mathcal{CH}(X)$. Thus, the probability that

$A_{S_n} \neq \emptyset$ depends only on $k = |S_n|$. This probability is

$$\begin{aligned} P(A_{S_n} \neq \emptyset) &= \frac{\mathbb{E}[\#\text{ accessible models of size } k]}{2^k \binom{p}{k}} \\ &\leq \frac{f_k(n, 2p)}{2^k \binom{p}{k}} \\ &\leq \frac{2p}{2^{p-k-1}} \sum_{j=0}^{\lfloor n/2 \rfloor} \frac{\binom{2p-1-j}{k+1-j} \binom{2p-k-1}{2j-k}}{2^k \binom{p}{k}} \end{aligned} \quad (4.1)$$

First of all, observe that the terms in the sum are zero unless $j \geq \frac{k}{2}$. Next, we'll show that that $\binom{2p-1-j}{k+1-j} \binom{2p-k-1}{2j-k}$ is increasing in j , and therefore maximized at $j = \lfloor \frac{n}{2} \rfloor$. To see this, define $a_j = \binom{2p-1-j}{k+1-j} \binom{2p-k-1}{2j-k}$, and consider

$$\begin{aligned} \frac{a_{j+1}}{a_j} &= \frac{(k-j+1)(2p-2j-1)(2p-2j-2)}{(2p-j-1)(2j-k+2)(2j-k+1)} \\ &\geq \frac{(k-n/2+1)(2p-n-1)(2p-n-2)}{(2p-k/2-1)(n-k+2)(n-k+1)} \\ &= \frac{(k_n/n-1/2+1/n)(2p_n/n-1-1/n)(2p_n/n-1-2/n)}{(2p_n/n-k_n/(2n)-1/n)(1-k_n/n+2/n)(1-k_n/n+1/n)} \\ &\geq \frac{(\kappa-1/2-\epsilon)(2\rho-1-\epsilon)^2}{(2\rho-\kappa/2+\epsilon)(1-\kappa+\epsilon)^2} \\ &\doteq K(\kappa, \rho, \epsilon). \end{aligned}$$

If we have $K(\kappa, \rho, 0) > 1$, then we may choose ϵ small enough such that $K(\kappa, \rho, \epsilon) > 1$ as well, and then the term are increasing in j for sufficiently large n . In fact, a sufficient condition for $K(\kappa, \rho, 0) > 1$ is that $\rho > \frac{\kappa}{\kappa-\frac{1}{2}}$, so the terms are in fact increasing.

We can thus bound each of the terms in the numerator of (4.1) by the maximum, yielding the bound

$$\left(\frac{n-k}{2} \right) \binom{2p-1-\frac{n}{2}}{k+1-\frac{n}{2}} \binom{2p-k-1}{n-k} \quad (4.2)$$

for the sum in the numerator of (4.1). Naturally, we substitute the bound (4.2) in for (4.1), yielding:

$$\begin{aligned} P(A_{S_n} \neq \emptyset) &\leq \frac{2p}{2^{p-k-1}} \frac{\left(\frac{n-k}{2} \right) \binom{2p-1-\frac{n}{2}}{k+1-\frac{n}{2}} \binom{2p-k-1}{n-k}}{2^k \binom{p}{k}} \\ &\leq \frac{2\rho+\epsilon}{2\rho-\kappa-\epsilon} \frac{\left(\frac{n(1-\kappa+\epsilon)}{2} \right) \binom{(2\rho-\frac{1}{2}+\epsilon)n}{(\kappa-\frac{1}{2}+\epsilon)n} \binom{(2\rho-\kappa+\epsilon)n}{(1-\kappa+\epsilon)n}}{2^{(\kappa-\epsilon)n} \binom{(\rho-\epsilon)n}{(\kappa-\epsilon)n}}, \end{aligned} \quad (4.3)$$

for any choice of $\epsilon > 0$ and sufficiently large n .

The expression above involves terms of the form $\binom{an}{bn}$, which we may approximate using Stirling's formula as follows:

$$\begin{aligned} \binom{an}{bn} &= (1 + o(1)) \frac{\sqrt{2\pi an} e^{-an} (an)^{an}}{\sqrt{2\pi bne^{-bn}} (bn)^{bn} \sqrt{2\pi(a-b)n} e^{-(a-b)n} ((a-b)n)^{(a-b)n}} \\ &= (1 + o(1)) \sqrt{\frac{a}{2\pi b(a-b)n}} \left(\frac{a^a}{b^b(a-b)^{a-b}} \right)^n \end{aligned} \quad (4.4)$$

Substituting the approximation (4.4) into each of the three binomial terms in (4.3) yields:

$$\begin{aligned} P(A_S \neq \emptyset) &\leq O(\sqrt{n}) \frac{\left(\frac{(2\rho - \frac{1}{2} + \epsilon)^{2\rho - \frac{1}{2} + \epsilon}}{(\kappa - \frac{1}{2} + \epsilon)^{\kappa - \frac{1}{2} + \epsilon} (2\rho - \kappa)^{2\rho - \kappa}} \right)^n \left(\frac{(2\rho - \kappa + \epsilon)^{2\rho - \kappa + \epsilon}}{(1 - \kappa + \epsilon)^{1 - \kappa + \epsilon} (2\rho - 1)^{2\rho - 1}} \right)^n}{\left(2^{\kappa - \epsilon} \frac{(\rho - \epsilon)^{\rho - \epsilon}}{(\kappa - \epsilon)^{\kappa - \epsilon} (\rho - \kappa)^{\rho - \kappa}} \right)^n} \\ &\doteq O(\sqrt{n}) C(\rho, \kappa, \epsilon)^n \end{aligned}$$

Thus, $P(A_S \neq \emptyset) \rightarrow 0$ if $C(\rho, \kappa, \epsilon) < 1$. We may choose ϵ arbitrarily small, and so in fact the same holds if

$$C(\rho, \kappa, 0) = \left(\frac{(2\rho - \frac{1}{2})^{2\rho - \frac{1}{2}} (\frac{\kappa}{2})^\kappa (\rho - \kappa)^{\rho - \kappa}}{(\kappa - \frac{1}{2})^{\kappa - \frac{1}{2}} (1 - \kappa)^{1 - \kappa} (2\rho - 1)^{2\rho - 1} \rho^\rho} \right)^n < 1.$$

For any $\kappa > 1/2$ there exists a ρ_0 such that for $\rho > \rho_0$ we have $C(\rho, \kappa) < 1$. Concretely, $\rho_0 = \frac{\kappa}{\kappa - \frac{1}{2}}$ satisfies this. \square

Of course, one might consider it overly stringent to require that the specific true model S be accessible; one might be happy even if some ‘‘similar’’ model to the true model were accessible. However, Theorem 4.1 combined with a simple union bound shows that this is impossible even for reasonably close models.

Corollary 4.1. *Consider the same sequence of lasso problems as in Theorem 4.1. Let $B_\epsilon(S) = \{T \subset \{1, \dots, 2p\} : |S \Delta T| < \epsilon n\}$. Then for ρ and κ such that $\rho > \frac{\kappa}{\kappa - \frac{1}{2}}$, there exists $\epsilon = \epsilon(\rho, \kappa) > 0$ such that*

$$P \left(\left(\bigcup_{T \in B_{\frac{\epsilon}{\log n}}(S_n)} A_T \right) \neq \emptyset \right) \rightarrow 0.$$

Proof. We have that

$$\begin{aligned} |B_{\epsilon/\log n}(S_n)| &\leq (2p)^{\frac{\epsilon n}{\log(n)}} \\ &= (2\rho n)^{\frac{\epsilon n}{\log(n)}} \\ &= (e^{\log(2\rho n)})^{\frac{\epsilon n}{\log(n)}} \\ &= e^{\epsilon \log(2\rho) \frac{n}{\log(n)}} e^{\epsilon n} \\ &\leq e^{2\epsilon n}. \end{aligned}$$

Note that $C(\rho, \kappa, 0)$ is a continuous function, hence for ρ and κ such that $C(\rho, \kappa, 0) < 1$, we can choose n large enough such that perturbing κ by $\frac{\epsilon}{\log(n)}$ to κ' keeps $C(\rho, \kappa', 0)$ less than $1 - \delta$, for small enough δ . Then by a simple union bound we get

$$P\left(\bigcup_{T \in B_{\epsilon/\log n}(S_n)} A_T \neq \emptyset\right) \leq O(\sqrt{n})e^{2\epsilon n}(1 - \delta)^n$$

Thus we can choose ϵ small enough such that $e^{2\epsilon}(1 - \delta) < 1$, which makes the right hand side go to zero as n goes to infinity. \square

Remark. It is important to note the difference between a model being accessible and the same model being selected by lasso. Accessibility is a property of the model and the design matrix. On the other hand, for a model being selected not only do we need it to be accessible but we also need the response vector to lie in a certain subset of the space. This means that being selected is more stringent than accessibility. Our argument for model selection inconsistency is based on non-accessibility of most of large models, and for that reason it is a sub-optimal result. In fact, Corollary 7.1. in [2] implies that we can not improve drastically upon Theorem 4.1 to relax the assumption $\kappa > 1/2$. Using notation, and in the context, of Theorem 4.1 it asserts that we can not assume a lower bound than $(2e \log(\rho))^{-1}$ on κ smaller, when entries of the design matrix are independent Gaussian variables.

5. Simulations

This sections shows results from simulation studies of the model selection consistency for lasso. We follow the setup from the previous section assuming that $p_n/n \rightarrow \rho > 1$, and $k_n/n \rightarrow \kappa$. We consider random design matrix with iid entries as well as independent observations from correlated features.

We consider the normalized Hamming distance between the fitted signed model and the true signed model as a measure of mis-selection. In particular, *relative selection error* is defined as $\frac{\|\beta - \hat{\beta}\|_0}{\|\beta\|_0}$, where $\|\cdot\|_0$ is the number of non-zero elements and β is a signed model compatible with the notation of 1.2. Figure 2 illustrates the selection error along a lasso path.

First, we examine the results in a setup where the conditions for our theorems hold. Assume we have $n = 100$ observations of $p = 120$ variables, and a response variable. The coefficients vector β has k randomly selected entries equal to 10, and the rest of entries equal to zero. k takes values 5, 10, 20, 30, 45, 60. For each instance of the model we search over the entire lasso path to find the closest possible lasso model to the true model. We then report the normalized hamming distance between the best lasso model and the true model as the relative selection error. That is $\frac{\|\beta - \hat{\beta}\|_0}{k}$, where $\hat{\beta}$ is the closest lasso model and β is the true model. For each n, p and, k we repeat this procedure 1000 time and show the histogram of the relative selection error of the best models selected

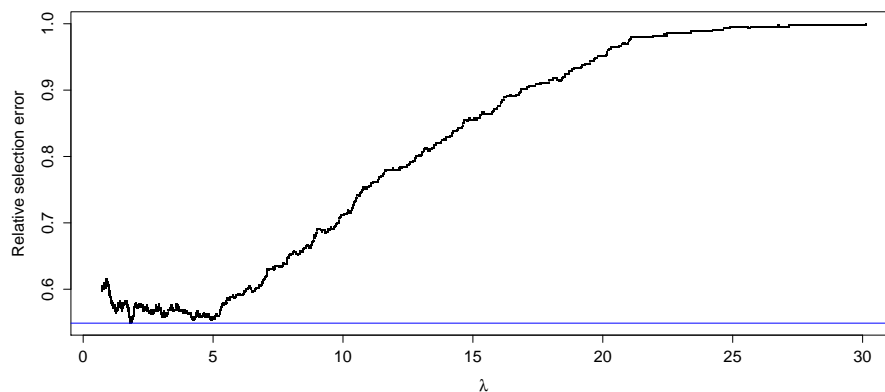


FIG 2. Example of relative selection error along a lasso path. Lasso path is generated using the R package ‘glmnet’, on $n = 1000$ observations of $p = 1200$ variables on a net of $10p$ values of λ . The design matrix has iid Gaussian entries. The coefficients vector β has 450 randomly selected entries equal to 10, and the rest of entries equal to zero. Noise is independent of the design matrix and has standard normal distribution. The blue line shows the minimum selection error achieved by a lasso selected model.

by lasso. Figure 3 shows these histograms. As it can be seen, for small k , i.e. a sparser model, lasso can select a model pretty close to the true model. As k grows, the selection becomes worse. In particular, for $k \sim n/2$ lasso doesn’t select a model even close to the true model.

We also try a similar simulation when the assumption of iid entries for the design matrix is relaxed to a more realistic condition. We assume having independent observations of correlated features. Assume $n = 100$, $p = 120$, and $k = 45$. The design matrix consists of n observations from a p -variate normal distribution with mean zero, variance one, and all the pairwise correlations equal to ρ . In this study ρ takes on values 0, 0.1, 0.3, 0.5, 0.7, 0.9. The rest of the setup is similar to that of the previous paragraph. This is illustrated in Figure 4. It suggests that the selection error becomes slightly worse when the features are correlated.

To summarize, simulation studies are consistent with the theoretical results from previous section. They also suggest that the results of this paper, although stated in an asymptotic regime, are in agreement with simulations for relatively small values of n . We conclude this section with the following remark.

Remark. It is worth mentioning that ideally one would try to numerically investigate accessibility of lasso models. This is computationally demanding, if not impossible, because it requires finding the convex hull of feature vectors in n dimensions. State of the art methods for computing the convex hull of $2p$ points in n dimensions require $O((2p)^{\lfloor n/2 \rfloor})$ operations, which is prohibitive for relatively small n and impossible for real problems of interest. For this reason,

we focus on lasso selected models for simulation purposes.

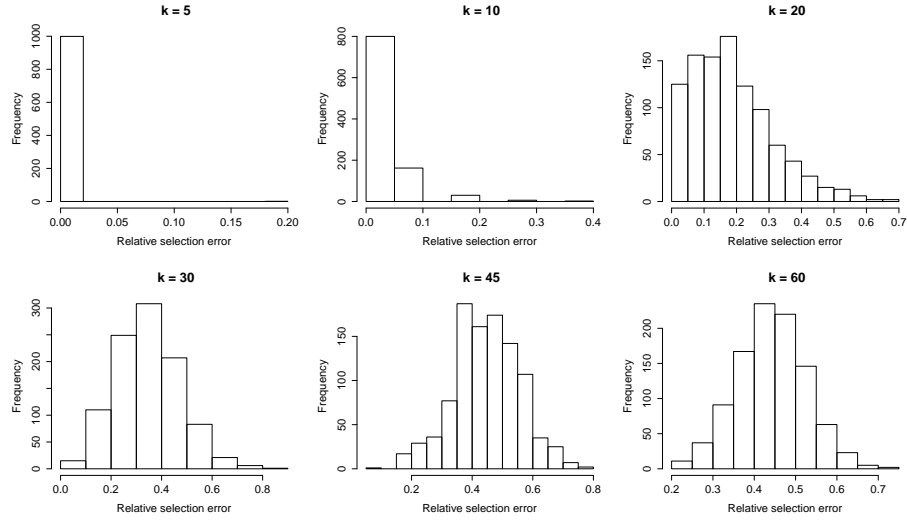


FIG 3. Histogram of relative selection error for $n = 100$, $p = 120$, and different sparsity level k . Each histogram is generated using 1000 repetitions.

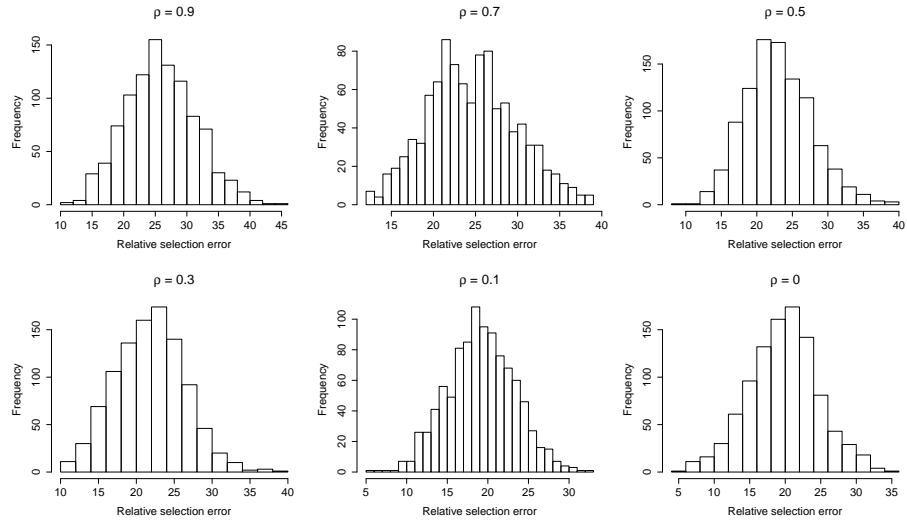


FIG 4. Histogram of relative selection error for $n = 100$, $p = 120$, $k = 45$, and different correlation parameters ρ . Each histogram is generated using 1000 repetitions.

6. Discussion

We have characterized the geometry of the partitioning of the space \mathbb{R}^n of the response vector into the regions $\{A_S\}_S$ corresponding to different accessible signed models S . We have also showed that these accessible models correspond to faces of the convex hull of the design matrix and its negative counterpart, $\mathcal{CH}(X)$. We then used the upper bound theorem from polytope combinatorics to bound the number of accessible lasso models of each size, and then used this bound to directly prove a model selection inconsistency result.

It is worth mentioning that all of our results hold regardless of the choice of the regularization parameter λ . The geometric picture of $\mathcal{CH}(X)$ does not depend on λ , the set of accessible models therefore does not depend on λ either, and consequently the model selection inconsistency result holds for any possible choice of λ , algorithm to choose λ , or even oracle who says what λ ought to be.

Our results show that model selection is impossible when $\kappa > \frac{1}{2}$; not only will the correct model not be chosen, the design actually makes it impossible to do so (with high probability). This nicely complements seminal results on model selection for the lasso, by [13], which have the true model size k growing as $O(n^c)$, with $c < 1$. In this setup, [13] showed that an almost necessary and sufficient condition for model selection consistency is that the “irrepresentability conditions” hold on the design matrix.

Another set of results, by [12], shows that model selection is impossible in the setup where the true model grows faster than $O(n/\log n)$. We consider our model selection inconsistency theorem a geometric description of these results. These results were later generalized in [11] to get information-theoretic limits on sparsity recovery using a general decoder.

References

- [1] Alexander Barvinok and Isabella Novik. A centrally symmetric version of the cyclic polytope. In *Twentieth Anniversary Volume.*, pages 1–24. Springer, 2009.
- [2] David Donoho and Jared Tanner. Counting faces of randomly projected polytopes when the projection radically lowers dimension. *Journal of the American Mathematical Society*, 22(1):1–53, 2009.
- [3] Komei Fukuda. Frequently asked questions in polyhedral computation. *Report* <http://www.ifor.math.ethz.ch/fukuda/polyfaq/polyfaq.html>, ETH, Zürich, 2000.
- [4] Naftali Harris. Visualizing lasso polytope geometry. <http://www.naftaliharris.com/blog/lasso-polytope-geometry/>, 2014.
- [5] J Lee, D Sun, Yuekai Sun, and J Taylor. Exact post-selection inference with the lasso. *arXiv preprint arXiv:1311.6238*, 2013.
- [6] Peter McMullen. The maximum numbers of faces of a convex polytope. *Mathematika*, 17(02):179–184, 1970.
- [7] Michael R Osborne, Brett Presnell, and Berwin A Turlach. On the lasso and

- its dual. *Journal of Computational and Graphical statistics*, 9(2):319–337, 2000.
- [8] Robert Tibshirani. Regression shrinkage and selection via the lasso. *Journal of the Royal Statistical Society. Series B (Methodological)*, pages 267–288, 1996.
- [9] Ryan J Tibshirani. The lasso problem and uniqueness. *Electronic Journal of Statistics*, 7:1456–1490, 2013.
- [10] Ryan J Tibshirani, Jonathan Taylor, et al. Degrees of freedom in lasso problems. *The Annals of Statistics*, 40(2):1198–1232, 2012.
- [11] Martin Wainwright. Information-theoretic bounds on sparsity recovery in the high-dimensional and noisy setting. In *Information Theory, 2007. ISIT 2007. IEEE International Symposium on*, pages 961–965. IEEE, 2007.
- [12] Martin J Wainwright. Sharp thresholds for high-dimensional and noisy sparsity recovery using-constrained quadratic programming (lasso). *Information Theory, IEEE Transactions on*, 55(5):2183–2202, 2009.
- [13] Peng Zhao and Bin Yu. On model selection consistency of lasso. *The Journal of Machine Learning Research*, 7:2541–2563, 2006.