

# VISIBILITY IN PROXIMAL DELAUNAY MESHES

J.F. PETERS

*Dedicated to the Memory of Som Naimpally*

ABSTRACT. This paper introduces a visibility relation  $v$  (and the strong visibility relation  $\overset{\wedge}{v}$ ) on proximal Delaunay meshes. A main result in this paper is that the visibility relation  $v$  is equivalent to Wallman proximity. In addition, a Delaunay triangulation region endowed with the visibility relation  $v$  has a local Leader uniform topology.

## 1. INTRODUCTION

Delaunay triangulations, introduced by B.N Delone [Delaunay] [3], represent pieces of a continuous space. A *triangulation* is a collection of triangles, including the edges and vertices of the triangles in the collection.

A 2D *Delaunay triangulation* of a set of sites (generators)  $S \subset \mathbb{R}^2$  is a triangulation of the points in  $S$ . The set of vertices (called sites) in a Delaunay triangulation define a *Delaunay mesh*. A Delaunay mesh endowed with a nonempty set of proximity relations is a *proximal Delaunay mesh*. A proximal Delaunay mesh is an example of a proximal relator space [14], which is an extension a Szász relator space [15, 16, 17].

Let  $S \subset \mathbb{R}^2$  be a set of distinguished points called *sites*,  $p, q \in S$ ,  $\overline{pq}$  straight line segment in the Euclidean plane. A site  $p$  in a line is *visible* to another site  $q$  in the same straight line segment, provided there is no other site between  $p$  and  $q$ .

### Example 1.1. Visible Points.

A pair of Delaunay triangles  $\triangle(pqr), \triangle(rst)$  are shown in Fig. 1. Points  $r, q$  is visible from  $p$  but in the straight line segment  $\overline{ps}$ ,  $s$  is not visible from  $p$ . Similarly, points  $p, r$  are visible from  $q$  but in the straight line segment  $\overline{qs}$ ,  $t$  is not visible from  $q$ . From  $r$ , points  $p, q, s, t$  are visible. ■

A straight edge connecting  $p$  and  $q$  is a *Delaunay edge* if and only if the Voronoï region of  $p$  [6, 12] and Voronoï region of  $q$  intersect along a common line segment [5, §I.1, p. 3]. For example, in Fig. 2, the intersection of Voronoï regions  $V_p, V_q$  is a triangle edge, i.e.,  $V_p \cap V_q = \overline{xy}$ . Hence,  $\overline{pq}$  is a Delaunay edge in Fig. 2.

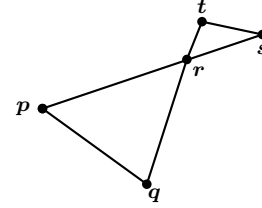
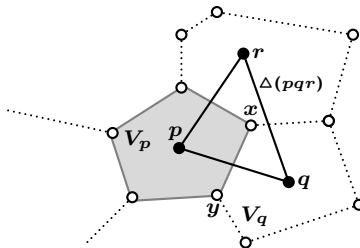


FIGURE 1. Visibility

2010 *Mathematics Subject Classification*. Primary 65D18; Secondary 54E05, 52C20, 52C22.

*Key words and phrases*. Convex polygon, Delaunay mesh, proximal, relator, visibility.

The research has been supported by the Scientific and Technological Research Council of Turkey (TÜBİTAK) Scientific Human Resources Development (BİDEB) under grants 2221-1059B211301223, 2221-1059B211402463 and Natural Sciences & Engineering Research Council of Canada (NSERC) discovery grant 185986.

FIGURE 2. Delaunay triangle  $\Delta(pqr)$ 

A triangle with vertices  $p, q, r \in S$  is a *Delaunay triangle* (denoted  $\Delta(pqr)$  in Fig. 2), provided the edges in the triangle are Delaunay edges. This paper introduces proximal Delaunay triangulation regions derived from the sites of Voronoï regions [12], which are named after the Ukrainian mathematician Georgy Voronoï [19].

A nonempty set  $A$  of a space  $X$  is a *convex set*, provided  $\alpha A + (1 - \alpha)A \subset A$  for each  $\alpha \in [0, 1]$  [1, §1.1, p. 4]. A *simple convex set* is a closed half plane (all points on or on one side of a line in  $\mathbb{R}^2$  [6]). The edges in a Delaunay mesh are examples of convex sets. A closed set  $S$  in the Euclidean space  $E^n$  is *convex* if and only if to each point in  $E^n$  there corresponds a unique nearest point in  $S$ . For  $z \in S$ , a closed set in  $\mathbb{R}^n$ ,  $S_z = \left\{ x \in E : \|x - z\| = \inf_{y \in S} \|x - y\| \right\}$  is a *convex cone* [18].

**Lemma 1.2.** [6, §2.1, p. 9] *The intersection of convex sets is convex.*

*Proof.* Let  $A, B \subset \mathbb{R}^2$  be convex sets and let  $K = A \cap B$ . For every pair points  $x, y \in K$ , the line segment  $\overline{xy}$  connecting  $x$  and  $y$  belongs to  $K$ , since this property holds for all points in  $A$  and  $B$ . Hence,  $K$  is convex.  $\square$

## 2. PRELIMINARIES

Delaunay triangles are defined on a finite-dimensional normed linear space  $E$  that is topological. For simplicity,  $E$  is the Euclidean space  $\mathbb{R}^2$ . The *closure* of  $A \subset E$  (denoted  $\text{cl}A$ ) is defined by

$$\text{cl}(A) = \{x \in X : D(x, A) = 0\}, \text{ where}$$

$$D(x, A) = \inf \{\|x - a\| : a \in A\},$$

*i.e.*,  $\text{cl}(A)$  is the set of all points  $x$  in  $X$  that are close to  $A$  ( $D(x, A)$  is the Hausdorff distance [8, §22, p. 128] between  $x$  and the set  $A$  and  $\|x, a\|$  is the Euclidean distance between  $x$  and  $a$ ).

Let  $A^c$  denote the complement of  $A$  (all points of  $E$  not in  $A$ ). The *boundary* of  $A$  (denoted  $\text{bdy}A$ ) is the set of all points that are near  $A$  and near  $A^c$  [10, §2.7, p. 62]. An important structure is the *interior* of  $A$  (denoted  $\text{int}A$ ), defined by  $\text{int}A = \text{cl}A - \text{bdy}A$ . For example, the interior of a Delaunay edge  $\overline{pq}$  are all of the points in the segment, except the endpoints  $p$  and  $q$ .

In general, a *relator* is a nonvoid family of relations  $\mathcal{R}$  on a nonempty set  $X$ . The pair  $(X, \mathcal{R})$  is called a *relator space*. Let  $E$  be endowed with the proximal relator

$$\mathcal{R}_\delta = \left\{ \delta, \overset{\wedge}{\delta}, \underset{\wedge}{\delta}, \overset{\delta}{\delta} \right\} \text{ (Proximal Relator, cf. [14]).}$$

The Delaunay tessellated space  $E$  endowed with the proximal relator  $\mathcal{R}_\delta$  (briefly,  $\mathcal{R}$ ) is a *Delaunay proximal relator space*.

The proximity relations  $\delta$  (near),  $\overset{\delta}{\delta}$  (strongly near) and their counterparts  $\underline{\delta}$  (far) and  $\overset{\delta}{\underset{w}{\delta}}$  (strongly far) facilitate the description of properties of Delaunay edges, triangles, triangulations and regions. Let  $A, B \subset E$ . The set  $A$  is near  $B$  (denoted  $A \delta B$ ), provided  $\text{cl}A \cap \text{cl}B \neq \emptyset$  [4]. The Wallman proximity  $\delta$  (named after H. Wallman [20]) satisfies the four Čech proximity axioms [2, §2.5, p. 439] and is central in near set theory [10, 11]. Sets  $A, B$  are *far* apart (denoted  $A \underline{\delta} B$ ), provided  $\text{cl}A \cap \text{cl}B = \emptyset$ . For example, Delaunay edges  $\overline{pq} \delta \overline{qr}$  are near, since the edges have a common point, *i.e.*,  $q \in \overline{pq} \cap \overline{qr}$  (see, *e.g.*,  $\overline{pq} \delta \overline{qr}$  in Fig. 2). By contrast, edges  $\overline{pr}, \overline{xy}$  have no points in common in Fig. 2, *i.e.*,  $\overline{pr} \underline{\delta} \overline{xy}$ .

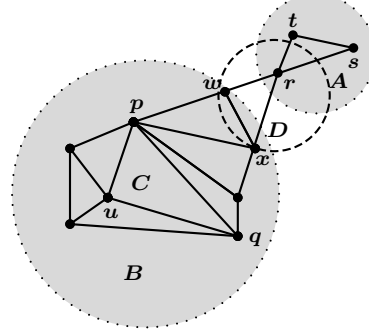


FIGURE 3. Far

Voronoi regions  $V_p, V_q$  are strongly near (denoted  $V_p \overset{\delta}{\delta} V_q$ ) if and only if the regions have a common edge. For example,  $V_p \overset{\delta}{\delta} V_q$  in Fig. 2. *Strongly near* Delaunay triangles have a common edge. Delaunay triangles  $\Delta(pqr)$  and  $\Delta(qrt)$  are strongly near in Fig. 4, since edge  $\overline{qr}$  is common to both triangles. In that case, we write  $\Delta(pqr) \overset{\delta}{\delta} \Delta(qrt)$ .

Nonempty sets  $A \overset{\delta}{\underset{w}{\delta}} C$  are strongly far apart (denoted  $A, C$ ), provided  $C \subset \text{int}(\text{cl}B)$  and  $A \underline{\delta} B$ .

**Example 2.1. Far and Strongly Far Sets.**

In the Delaunay mesh in Fig. 3, sets  $A$  and  $B$  have no points in common. Hence,  $A \underline{\delta} B$  ( $A$  is far from  $B$ ). Also in Fig. 3, let  $C = \{\Delta(pqu)\}$ . Consequently,  $C \subset \text{int}(\text{cl}B)$ , such that triangle  $\Delta(pqu)$  lies in the interior of the closure of  $B$ . Hence,  $A \overset{\delta}{\underset{w}{\delta}} C$ . ■

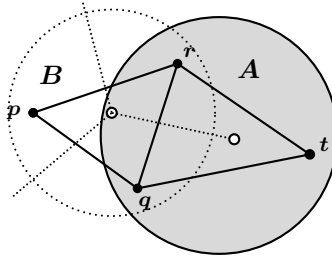


FIGURE 4. Strongly Visible Sets  $A \overset{\delta}{\underset{w}{\delta}} B$

Let  $A, B$  be subsets in a Delaunay mesh,  $\Delta(pqr) \in B, \Delta(qrt) \in A$ . Subsets  $A, B$  in a Delaunay mesh are *visible* to each other (denoted  $A v B$ ), provided at least one triangle vertex  $x \in \text{cl}A \cap \text{cl}B$ .  $A, B$  are *strongly visible* to each other (denoted  $A \overset{\delta}{\underset{w}{\delta}} B$ ), provided at least one triangle edge is common to  $A$  and  $B$ .

**Example 2.2. Visibility in Delaunay Meshes.**

In the Delaunay mesh in Fig. 3,  $A v D$ , since  $A$  and  $D$  have one triangle vertex

is common, namely, vertex  $r$ . Sets  $B$  and  $D$  in Fig. 3 are strongly visible (i.e.,  $B \overset{\wedge}{v} D$ ), since edge  $\overline{wx}$  is common to  $B$  and  $D$ . In Fig. 3, let  $C = \{\Delta(pqu)\}$ . Then  $C \overset{\wedge}{v} B$ , since  $C \subset B$ . In Fig. 4, edge  $\overline{qr}$  is common to  $A$  and  $B$ .  $\overline{qr}$  is visible from  $p \in B$  and from  $t \in A$ . Hence,  $A \overset{\wedge}{v} B$  ■

Subsets  $A, B$  in a Delaunay mesh are *invisible* to each other (denoted  $A \underline{v} B$ ), provided  $\text{cl}A \cap \text{cl}B = \emptyset$ , i.e.,  $A$  and  $B$  have no triangle vertices in common.  $A, B$  are *strongly invisible* to each other (denoted  $A \overset{v}{\wedge} B$ ), provided  $C \underline{v} A$  for all sets of mesh triangles  $C \subset B$ .

**Example 2.3. Invisible and Strongly Invisible Subsets in a Delaunay Mesh.**

In the Delaunay mesh in Fig. 3,  $A$  and  $B$  are not visible to each other, since  $\text{cl}A \cap \text{cl}B = \emptyset$ , i.e.,  $A$  and  $B$  have no triangle vertices in common. In Fig. 3, let  $C = \{\Delta(pqu)\}$ . Then  $A \overset{v}{\wedge} B$  ( $A$  and  $B$  are strongly invisible to each other), since  $C \underline{v} A$  for all sets of mesh triangles  $C \subset B$ . ■

### 3. MAIN RESULTS

The Delaunay visibility relation  $v$  is equivalent to the proximity  $\delta$ .

**Lemma 3.1.** *Let  $A, B$  be subsets in a Delaunay mesh.  $A \delta B$  if and only if  $A v B$ .*

*Proof.*  $A \delta B \Leftrightarrow \text{cl}A \cap \text{cl}B \neq \emptyset \Leftrightarrow A$  and  $B$  have a triangle vertex in common if and only if  $A v B$ . □

**Theorem 3.2.** *The visibility relation  $v$  is a Wallman proximity.*

*Proof.* Immediate from Lemma 3.1. □

**Lemma 3.3.** *Let  $A, B$  be subsets in a Delaunay mesh.  $A \overset{\wedge}{v} B$  if and only if  $AvB$ .*

*Proof.*  $A \overset{\wedge}{v} B \Leftrightarrow \overline{pq}$  for some triangle edge common to  $A$  and  $B \Leftrightarrow AvB$ , since  $\overline{pq}$  is visible from a vertex in  $A$  and from a vertex in  $B$  and  $A$  and  $B$  have vertices in common. □

**Theorem 3.4.** *The strong visibility relation  $\overset{\wedge}{v}$  is a Wallman proximity.*

*Proof.* Immediate from Theorem 3.2 and Lemma 3.3. □

**Theorem 3.5.** *Let  $A, B$  be subsets in a Delaunay mesh. Then*

1°  $A \overset{v}{\wedge} B$  implies  $A \underline{v} B$ .

2°  $A \overset{v}{\wedge} B$  if and only if  $A \overset{\delta}{\wedge} B$ .

*Proof.*

1°: Given  $A \overset{v}{\wedge} B$ , then  $A$  and  $B$  have no triangle vertices in common. Hence,  $A \underline{v} B$ .

2°:  $A \overset{v}{\wedge} B$  if and only if  $A$  and  $B$  have no triangles in common if and only if  $A \overset{\delta}{\wedge} B$ . □

Theorem 3.6 is an extension of Theorem 3.1 in [13], which results from Theorem 3.2.

**Theorem 3.6.** *The following statements are equivalent.*

1°  $\Delta(pqr)$  is a Delaunay triangle.

2° Circumcircle  $\bigcirc(pqr)$  has center  $u = cV_p \cap cV_q \cap cV_r$ .

3°  $V_p \overset{\wedge}{\vee} V_q \overset{\wedge}{\vee} V_r$ .

4°  $\Delta(pqr)$  is the union of convex sets.

Let  $P$  be a polygon. Two points  $p, q \in P$  are *visible*, provided the line segment  $\overline{pq}$  is in  $\text{int}P$  [7]. Let  $p, q \in S$ ,  $L$  a finite set of straight line segments and let  $\overline{pq} \in L$ . Points  $p, q$  are visible from each other, which implies that  $\overline{pq}$  contains no point of  $S - \{p, q\}$  in its interior and  $\overline{pq}$  shares no interior point with a constraining line segment in  $L - \overline{pq}$ . That is,  $\text{int}\overline{pq} \cap S = \emptyset$  and  $\overline{pq} \cap \overline{xy} = \emptyset$  for all  $\overline{xy} \in L$  [5, §II, p. 32]

**Theorem 3.7.** *If points in  $\text{int}\overline{pq}$  are visible from  $p, q$ , then  $\text{int}\overline{pq} \cap S - \{p, q\}$  and  $\overline{pq} \cap \overline{xy} \in L - \overline{pq}$  for all  $x, y \in S - \{p, q\}$ .*

*Proof.* Symmetric with the proof of Theorem 3.2 [13]. □

A *Delaunay triangulation region*  $\mathcal{D}$  is a collection of Delaunay triangles such that every pair triangles in the collection is strongly near. That is, every Delaunay triangulation region is a triangulation of a finite set of sites and the triangles in each region are pairwise strongly near. *Proximal Delaunay triangulation regions* have at least one vertex in common. From Lemma 1.2 and the definition of a Delaunay triangulation region, observe

**Lemma 3.8.** [13] *A Delaunay triangulation region is a convex polygon.*

**Theorem 3.9.** [13] *Proximal Delaunay triangulation regions are convex polygons.*

A *local Leader uniform topology* [9] on a set in the plane is determined by finding those sets that are close to each given set.

**Theorem 3.10.** [13] *Every Delaunay triangulation region has a local Leader uniform topology (application of [9]).*

**Theorem 3.11.** [13] *A Delaunay triangulation region endowed with the visibility relation  $v$  has a local Leader uniform topology.*

*Proof.* Let  $\mathcal{D}$  be a Delaunay triangulation region. From Theorem 3.2 and Theorem 3.10, determine all subsets of  $\mathcal{D}$  that are visible from each given subset of  $\mathcal{D}$ . For each  $A \subset \mathcal{D}$ , this procedure determines a family of Delaunay triangles that are visible from (near) each  $A$ . By definition, this procedure induces a local Leader uniform topology on  $\mathcal{D}$ . □

## REFERENCES

- [1] G. Beer, *Topologies on Closed and Closed Convex Sets*, Kluwer Academic Pub., Boston, MA, 1993, MR1269778.
- [2] E. Čech, *Topological Spaces*, John Wiley & Sons Ltd., London, UK, 1966, from seminar, Brno, 1936-1939; rev. ed. Z. Frolik, M. Katětov.
- [3] B.N. Delone [Delaunay, *Sur la sphère vide*, Izvestia Akad. Nauk SSSR, Otdelenie Matematicheskii i Estestvennyka Nauk **7** (1934), 793-800.
- [4] A. Di Concilio, *Proximity: A powerful tool in extension theory, function spaces, hyperspaces, Boolean algebras and point-free geometry*, Amer. Math. Soc. Contemporary Math. **486** (2009), 89114, MR2521943.
- [5] H. Edelsbrunner, *Geometry and topology of mesh generation*, Cambridge University Press, Cambridge, UK, 2001, 209 pp., MR1833977.
- [6] H. Edelsbrunner, *A Short Course in Computational Geometry and Topology*, Springer, Berlin, 110 pp.

- [7] S.K. Ghosh, *Visibility Algorithms in the Plane*, Cambridge University Press, Cambridge, UK, 2007, MR2355301.
- [8] F. Hausdorff, *Grundzüge der Mengenlehre*, Veit and Company, Leipzig, 1914, viii + 476 pp.
- [9] S. Leader, *On clusters in proximity spaces*, *Fundamenta Mathematicae* **47** (1959), 205213, MR0112120.
- [10] S.A. Naimpally and J.F. Peters, *Topology with applications. Topological spaces via near and far*, World Scientific, Singapore, 2013, xv + 277pp, MR3075111, Zbl 1295.68010.
- [11] J.F. Peters and S.A. Naimpally, *Applications of near sets*, *Notices of the Amer. Math. Soc.* **59** (2012), no. 4, 536-542, MR2951956.
- [12] J.F. Peters, *Proximal Voronoï Regions*, *arXiv[math.MG]*, **1411** (2014), no 3570, 1-4.
- [13] J.F. Peters, *Proximal Delaunay triangulation regions*, *arXiv[math.MG]*, **1411** (2014), no 6260, 1-4.
- [14] J.F. Peters, *Proximal Relator Spaces* (2014), 1-4, *to appear*.
- [15] Á Szász, *Basic tools and mild continuities in relator spaces*, *Acta Math. Hungar.* **50** (1987), 177-201.
- [16] Á Szász, *An extension of Kelley's closed relation theorem to relator spaces*, *FILOMAT* **14** (2000), 49-71.
- [17] Á Szász, *Applications of relations and relators in the extensions of stability theorems for homogeneous and additive functions*, *The Australian J. of Math. Anal. and Appl.* **6** (2009), no. 1, 1-66.
- [18] R.R. Phelps, *Convex sets and nearest points*, *Proc. Amer. Math. Soc.* **8** (1957), no. 4, 790-797, MR0087897.
- [19] G. Voronoï, *Nouvelles applications des paramètres continus à la théorie des formes quadratiques. Premier Mémoire*, *J. für die reine und angewandte Math.* **133** (1908), 97-178, JFM 38.0261.01.
- [20] H. Wallman, *Lattices and topological spaces*, *Annals of Math.* **39** (1938), no. 1, 112-126.  
*E-mail address:* James.Peters3@umanitoba.ca

COMPUTATIONAL INTELLIGENCE LABORATORY, UNIVERSITY OF MANITOBA, WPG, MB, R3T 5V6, CANADA AND MATHEMATICS DEPARTMENT, FACULTY OF ARTS AND SCIENCE, ADIYAMAN UNIVERSITY, 02040 ADIYAMAN, TURKEY