

NAVIGATING THE SPACE OF SYMMETRIC CMC SURFACES

LYNN HELLER, SEBASTIAN HELLER, AND NICHOLAS SCHMITT

ABSTRACT. In this paper we introduce a flow on the spectral data for symmetric CMC surfaces in the 3-sphere. The flow is designed in such a way that it changes the topology but fixes the intrinsic (metric) and certain extrinsic (periods) closing conditions of the CMC surfaces. For rational times we obtain closed (possibly branched) connected CMC surfaces of higher genus. We prove the short time existence of this flow near the spectral data of (a class of) CMC tori. In particular we prove that flowing the spectral data for the Clifford torus is equivalent to the flow of Plateau solutions by varying the angle of the fundamental piece in Lawson’s construction for the minimal surfaces $\xi_{g,1}$.

INTRODUCTION

The investigation and construction of closed surfaces with special geometric properties is an important subject in differential geometry. Of particular interest are minimal surfaces and constant mean curvature (CMC) surfaces in space forms. Global properties of CMC surfaces were first considered by Hopf showing that all CMC spheres are round. This result was generalized by Alexandrov [1] in the 1950s, who even showed that the round spheres are the only embedded compact CMC surfaces in \mathbb{R}^3 . It was a long standing conjecture by Hopf that this should be also true for immersed surfaces in the Euclidean 3–space till Wente [30] constructed counter examples in the class of tori in 1986. Although the generalized Weierstrass representation for CMC surfaces [6] gives all CMC immersions from simply connected domains into space forms, global questions (like the construction of closed surface with genus $g \geq 2$) are very hard to study in this setup. The reason is that the moduli space of compact CMC surfaces of genus g is finite dimensional, while the space of conformal CMC immersions of a disc or a plane is always infinite dimensional. For tori this problem was substantially simplified in the work of Abresch [2], Pinkall and Sterling [27], Hitchin [17] and Bobenko [3] in the 1980s, by reducing to a finite dimensional problem via integrable system methods. These methods were used to produce various new

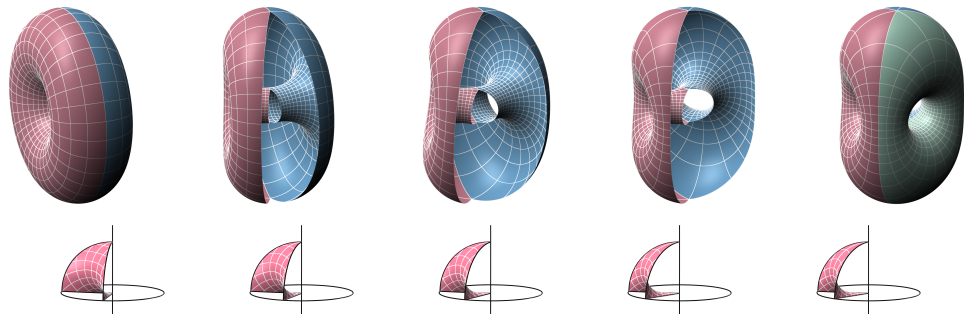


FIGURE 1. The deformation of minimal surfaces from the Clifford torus to Lawson $\xi_{2,1}$. The images in the second row show the corresponding Plateau solutions for varying angles of the geodesic polygon.

examples of CMC tori and recently they have also been used to study moduli problems concerning the space of all CMC tori, see for example [21]. On the other hand, examples of closed CMC surfaces of higher genus are rare. Lawson [23] constructed closed embedded minimal surfaces in the round 3-sphere for every genus and Kapouleas [19, 20] showed the existence of compact CMC surfaces in Euclidean 3-space for all genera. All known examples have been constructed implicitly, and even fundamental geometric properties like the area cannot be explicitly computed.

The integrable system approach to CMC surfaces is based on the associated \mathbb{C}^* -family of flat $\mathrm{SL}(2, \mathbb{C})$ -connections $\lambda \in \mathbb{C}^* \mapsto \nabla^\lambda$. Knowing the family of flat connections is tantamount to knowing the CMC surface, as the surface is given by the gauge between two trivial connections ∇^{λ_1} and ∇^{λ_2} for $\lambda_1 \neq \lambda_2 \in S^1 \subset \mathbb{C}^*$ with mean curvature $H = i \frac{\lambda_1 + \lambda_2}{\lambda_1 - \lambda_2}$. An important property of this family of flat connections is the unitarity for the connections along $\lambda \in S^1$. In the abelian case of CMC tori, ∇^λ splits for generic $\lambda \in \mathbb{C}^*$ into a direct sum of flat line bundle connections. Therefore, the associated \mathbb{C}^* -family of flat $\mathrm{SL}(2, \mathbb{C})$ -connections of a CMC torus is characterized by spectral data parametrizing the corresponding family of flat line bundles on the torus. For higher genus surfaces, flat $\mathrm{SL}(2, \mathbb{C})$ -connections are generically irreducible and therefore the abelian spectral curve theory for CMC tori is no longer applicable. Nevertheless, if one restricts to certain symmetric compact Riemann surfaces, it is still possible to characterize flat symmetric $\mathrm{SL}(2, \mathbb{C})$ -connections in terms of flat line bundle connections on an associated torus via abelianization [15, 12]. Hence, the associated family ∇^λ of a symmetric CMC surface of higher genus is again determined by spectral data which parametrize flat line bundle connections on a torus. The draw back of this approach is that for higher genus the unitarity condition for ∇^λ along the unit circle is only given implicitly in terms of the Narasimhan-Seshadri section. Understanding the construction of spectral data satisfying the unitarity condition is our main purpose.

In this paper we propose a method to obtain more explicitness to the construction of higher genus CMC surfaces (and to the Narasimhan-Seshadri section). The basic idea is to start at a well known surface, e.g. a CMC torus, where the closing conditions are well understood in terms of the spectral data. Then we deform the surface in a direction which changes the genus "continuously". The motivating example is the flow of Plateau solutions from the Clifford torus to Lawson's minimal surface of genus 2 and beyond by changing angles of the geodesic polygonal boundary, see Figure 1. More generally we construct a flow from CMC tori which gives compact and branched CMC surfaces (with controlled branch points and branch order) for rational times and immersed CMC surfaces of genus g for discrete times. We construct this flow by deforming the associated families of (gauge equivalence classes of) flat connections: Using the abelianization procedure and under the assumption of certain discrete symmetries, the family of flat connections can be reduced to a family of flat connections over a 4-punctured torus, i.e., connections on a trivial \mathbb{C}^2 -bundle over the 2-torus with four simple pole-like singularities. The genus of the surface is encoded in the local monodromies, i.e., in the eigenvalues of the residues of the flat connections. Deforming these eigenvalues induces a flow from given spectral data of CMC tori to the spectral data of higher genus CMC surfaces through branched CMC immersions, see Figure 2 and Figure 3.

The paper is organized as follows: In Section 1 we first recall the integrable systems techniques for CMC surfaces from a general point of view. Then, we describe the spectral curve theory for CMC tori in our setup and consider two classes of examples, the homogeneous CMC tori and the 2-lobed Delaunay tori. In Section 2 we develop a spectral curve

theory for higher genus CMC surfaces with discrete symmetries generalizing the theory for CMC tori (see [17] or Section 1.1) and the theory for Lawson symmetric CMC surfaces of genus 2 in [15]. In Section 3 we define the flow on spectral data and prove its short time existence for initial data given by homogeneous CMC tori. In particular we prove that flowing the spectral data for the Clifford torus is equivalent to the flow of Plateau solutions by changing the angle of the fundamental piece in Lawson's construction for the minimal surfaces $\xi_{g,1}$. We also prove the short time existence of two distinct flows starting at the 2-lobed Delaunay tori of spectral genus 1. Geometrically, these two flows can be distinguished by the fact that the Delaunay tori are cut along curvature lines between different pairs of points, see Figure 2 and Figure 3. In our theory, the existence of two different flow directions corresponds to the choice whether the family of flat connections contains only stable points inside the unit disc or not.

Acknowledgement: The first author is supported by the European Social Fund and by the Ministry of Science, Research and the Arts Baden-Württemberg, the other authors are supported by the DFG through the project HE 6829/1-1.

1. INTEGRABLE SURFACE THEORY

In this Section, we recall the basic background from integrable surface theory. We explain how CMC tori can be described from our perspective and consider two families of CMC tori as examples in detail.

In the integrable systems approach to CMC surfaces the crucial step is to translate the elliptic PDE $H \equiv \text{const}$ into a system of ODEs on the Riemann surface: to a CMC immersion we can associate $f: M \rightarrow S^3$ a \mathbb{C}^* -family of flat $\text{SL}(2, \mathbb{C})$ connections as was introduced by Hitchin [17]. In order to construct CMC surfaces it is thus sufficient to write down appropriate families of flat connections, which will turn out to be easier than to solve the PDE directly. The reader might also consult [3, 13] for more details. Theorem 1 states the 1-to-1 correspondence between \mathbb{C}^* -families of flat $\text{SL}(2, \mathbb{C})$ connections with some additional properties over the Riemann surface M and conformal immersions of M with constant mean curvature.

Theorem 1 ([17, 3]). *Let $f: M \rightarrow S^3$ be a conformal CMC immersion. Then there exists an associated family of flat $\text{SL}(2, \mathbb{C})$ connections*

$$(1.1) \quad \lambda \in \mathbb{C}^* \mapsto \nabla^\lambda = \nabla + \lambda^{-1}\Phi - \lambda\Phi^*$$

on a hermitian rank 2 bundle $V \rightarrow M$, where Φ is a nowhere vanishing complex linear 1-form which is nilpotent and Φ^ is its adjoint. The family ∇^λ is unitary along $S^1 \subset \mathbb{C}^*$ and trivial for $\lambda_1 \neq \lambda_2 \in S^1$. Conversely, the immersion f is given as the gauge between ∇^{λ_1} and ∇^{λ_2} , where we identify $\text{SU}(2) = S^3$, and its mean curvature is $H = i \frac{\lambda_1 + \lambda_2}{\lambda_1 - \lambda_2}$.*

Remark 1.1. For compact CMC surfaces which are not totally umbilic the generic connection ∇^λ of the associated family is not trivial [17]. Moreover, for CMC immersions from a compact Riemann surface of genus $g \geq 2$, the generic connection ∇^λ of the associated family is irreducible [13].

For M being a torus [17] gives a way to write down all possible families ∇^λ and explicitly parametrize the corresponding CMC immersion. This procedure depends crucially on the fact that the first fundamental group of the torus is abelian. Thus there cannot be a straight forward generalization of the theory to higher genus surfaces. However, for higher genus CMC surfaces, to which we restrict if not otherwise stated, it has been

proven more useful to concentrate on the gauge equivalence classes of the connections ∇^λ . Thus let $\mathcal{A}^2 = \mathcal{A}^2(M)$ be the moduli space of flat $SL(2, \mathbb{C})$ connections modulo gauge transformations. It inherits the structure of a complex analytic variety of dimension $6g - 6$ whose singularity set consists of the gauge classes of reducible connection, by identifying \mathcal{A}^2 with the character variety of $SL(2, \mathbb{C})$ representations of the fundamental group of M modulo conjugation as in [10], or by carrying through an infinite dimensional Kähler reduction as in [18].

For a CMC surface f with associated family of flat connections ∇^λ consider the map

$$\mathcal{D}: \mathbb{C}^* \rightarrow \mathcal{A}^2, \lambda \mapsto [\nabla^\lambda].$$

Although \mathcal{D} does not uniquely determine a CMC surface in S^3 in general, those CMC surfaces corresponding to the same \mathcal{D} are related by a well understood transformation called dressing, see [15]. Moreover, in the setup of holomorphic maps $\mathcal{D}: \mathbb{C}^* \rightarrow \mathcal{A}^2$ the (finite dimensional) space of all these dressing transformations can be determined (Theorem 7 in [15]): They are "based" at finitely many points $\lambda \in \mathbb{C}^*$ where $\mathcal{D}(\lambda)$ represents the gauge class of reducible connections. In the abelian case of CMC tori, these dressing transformations are basically the isospectral deformations induced by a shift of the eigenline bundle, see [24].

Theorem 2. *Let $\mathcal{D}: \mathbb{C}^* \rightarrow \mathcal{A}^2$ be a holomorphic map such that*

- (1) *the unit circle $S^1 \subset \mathbb{C}^*$ is mapped into the real analytic subvariety consisting of gauge equivalence classes of unitary flat connections,*
- (2) *around $\lambda = 0$ there exists a local lift $\tilde{\nabla}^\lambda$ of \mathcal{D} with an expansion*

$$\tilde{\nabla}^\lambda \sim \lambda^{-1}\Psi + \tilde{\nabla}^0 + \text{higher order terms in } \lambda$$

for a nilpotent $\Psi \in \Gamma(M, K \text{End}_0(V))$,

- (3) *there are two distinct points $\lambda_{1,2} \in S^1 \subset \mathbb{C}^*$ such that $\mathcal{D}(\lambda_k)$ represents the trivial gauge class,*

then there exists a (possibly branched) CMC surface $f: M \rightarrow S^3$ inducing the map \mathcal{D} . Further, the surface f is unique up to dressing transformations and the branch points of f are the zeros of Ψ .

If the family ∇^λ is generically irreducible, then the proof of Theorem 2 works analogously as the proof of Theorem 8 in [15]. For generically reducible families ∇^λ the corresponding CMC surface is a branched covering of a CMC torus by [9] and the reconstruction of the surface is carried out in [17].

Remark 1.2. Since \mathcal{D} maps into the real analytic subvariety consisting of gauge equivalence classes of unitary flat connections along the unit circle, \mathcal{D} is already determined by its values on the closed unit disc centered at $\lambda = 0$ as a consequence of the Schwarzian reflection principle.

1.1. CMC tori revisited. We now restrict for a moment to the case of CMC tori and rephrase the well known spectral curve theory for CMC tori of [17] in the setup of Theorem 2. The main difference to the higher genus case is that the first fundamental group of a torus $\pi_1(T^2)$ is abelian. Thus for a flat unitary connection and $p \in T^2$ there is a basis of V_p which simultaneously diagonalize the monodromy of ∇ along both generators of $\pi_1(T^2, p)$. Therefore ∇ splits into two line bundle connections, which are dual to each other, on its parallel eigenlines L^\pm . In fact, a generic flat $SL(2, \mathbb{C})$ connections on a torus has diagonalizable monodromy and splits into two flat line bundle connections.

For the associated family ∇^λ of a CMC torus this implies that ∇^λ splits into flat line bundle connections for generic $\lambda \in \mathbb{C}^*$, since the family is unitary along S^1 . To be more concrete this means that ∇^λ is generically gauge equivalent to

$$(1.2) \quad d + \begin{pmatrix} -\chi(\lambda)d\bar{w} + \alpha(\lambda)dw & 0 \\ 0 & \chi(\lambda)d\bar{w} - \alpha(\lambda)dw \end{pmatrix},$$

with respect to the splitting $V = L_\lambda^+ \oplus L_\lambda^-$ and for the holomorphic 1-form dw on the torus. The functions $\chi(\lambda)$ and $\alpha(\lambda)$ are locally defined and holomorphic in λ away from the exceptional λ_i (and independent of $w \in T^2$).

It is shown in [17] that ∇^λ splits except for only finitely many points $\lambda_1, \dots, \lambda_k$. At these points λ_i the eigenlines of the monodromy L_λ^\pm coalesce. This can only happen if the corresponding flat line bundle connections are self-dual, i.e., if the eigenlines are equipped with flat spin connections, which implies that the trace of the monodromy of ∇^{λ_i} along an arbitrary closed curve must be ± 2 . In order to obtain globally defined holomorphic maps χ and α , which might have periods, we replace the parameter plane \mathbb{C}^* by a double covering of \mathbb{C}^* branched at λ_i . Further, this new parameter space can be compactified by adding two points over $\lambda = 0$ and $\lambda = \infty$ as shown in [17]. The resulting (compact) hyper elliptic Riemann surface

$$\Sigma : \xi^2 = \lambda \prod_{i=1}^k (\lambda - \lambda_i)$$

is called the spectral curve of the CMC torus.

By (1.1) we obtain that the associated family of holomorphic structures $\bar{\partial}^\lambda = (\nabla^\lambda)''$ extend through $\lambda = 0$ while the family of anti-holomorphic structures $\partial^\lambda = (\nabla^\lambda)'$ has a simple pole in $\lambda = 0$. Thus ∇^λ and its eigenlines can be parametrized by spectral data (Σ, χ, α) , where

$$\chi : \Sigma \rightarrow \text{Jac}(T^2) \cong \mathbb{C}/\Lambda$$

is an odd holomorphic map to the Jacobian of T^2 , i.e., to the moduli space of holomorphic line bundles over T^2 of degree 0 which is isomorphic to \mathbb{C}/Λ for a lattice Λ , and

$$\alpha : \Sigma \rightarrow \overline{\text{Jac}(T^2)}$$

is an odd meromorphic map to the moduli space of anti-holomorphic line bundles over T^2 of degree 0 whose only pole is a first order pole at $\lambda = 0$, see also the beginning of Section 2 for more details on these moduli spaces. In general, a CMC torus is not uniquely determined by its spectral data (Σ, χ, α) . This is due to the fact that a CMC torus whose spectral curve Σ has spectral genus ≥ 1 always admit non-trivial simple factor dressing transformations. These dressing transformations are given by shifts of the so-called (holomorphic) eigenline bundle $E_p \rightarrow \Sigma$ (which is defined for a fixed base point $p \in T^2$). Hitchin has shown in [17] that the spectral data (Σ, χ, α) together with the eigenline bundle E_p uniquely determine the CMC immersion as a conformal map, see also [24] for the relation of the eigenline bundle with simple factor dressing. For the CMC tori of spectral genus ≤ 1 which are considered in Section 1.2 and 1.3 these simple factor dressing transformations only change the parametrization of the CMC surface. Hence, we ignore dressing transformations in the following.

The extrinsic closing condition, i.e., the condition that the immersion has no periods, is guaranteed by the existence of so called Sym-points $\xi_1, \xi_2 \in \Sigma$ lying over different points $\lambda_1 \neq \lambda_2 \in S^1 \subset \mathbb{C}^*$ satisfying

$$\chi(\xi_1) = \chi(\xi_2) = 0 \in \text{Jac}(T^2).$$

Remark 1.3. The map $\chi: \Sigma \setminus \{\infty\} \rightarrow \text{Jac}(T^2)$ uniquely determines the meromorphic map α by the condition that ∇^λ is unitary along $S^1 \subset \mathbb{C}^*$. Namely, this leads to the condition $\alpha(\lambda) = \overline{\chi(\bar{\lambda}^{-1})}$ (where we use the coordinate λ for points on the unit circle) in order to obtain $su(2)$ -valued connection 1-forms (1.2) for $\lambda \in S^1$. Further, by the Schwarzian reflexion principle the map χ is already determined by its values on the preimage of the closed unit disc. In order to write down the gauge equivalence classes of a family ∇^λ we mainly focus on writing down an appropriate holomorphic map χ on the disc $D_{1+\epsilon} \subset \mathbb{C}^*$. The main issue will be that the corresponding α must have simple pole over $\lambda = 0$. For tori, in contrast to the spectral data of higher genus CMC surfaces, this condition is understood and is equivalent to the fact $\chi: \Sigma \rightarrow \text{Jac}(T^2)$ has a first order pole over $\lambda = \infty$, i.e., $d\chi$ is a meromorphic 1-form with a pole of order 2 over $\lambda = \infty$ without residue.

Next we determine the spectral data for those tori for which we show the short time existence of our flow in the Sections 3.1 and 3.2.

1.2. Homogeneous CMC tori. Homogenous tori are the simplest CMC tori in S^3 . They are given by the product of two circles with different radii and can be parametrized by

$$f(x, y) = \left(\frac{1}{r}e^{irx}, \frac{1}{s}e^{isy}\right) \subset S^3 \subset \mathbb{C}^2, \quad r, s \in \mathbb{R}, \quad r^2 + s^2 = 1.$$

Thus (simply wrapped) homogenous tori always have rectangular conformal types and we identify $T^2 = \mathbb{C}/\Gamma$ where $\Gamma = 2\mathbb{Z} + 2\tau\mathbb{Z}$ for some $\tau \in i\mathbb{R}^{\geq 1}$. The Jacobian of T^2 is also given by a torus given by

$$\text{Jac}(T^2) = \overline{H^0(T^2, K)}/\Lambda \cong \mathbb{C}/\left(\frac{\pi i}{2\tau}\mathbb{Z} + \frac{\pi i}{2}\mathbb{Z}\right),$$

where the isomorphism is given by the trivializing section $d\bar{w}$. For homogenous tori the spectral curve Σ has genus 0, and is therefore given by the algebraic equation

$$\xi^2 = \lambda.$$

Since \mathbb{CP}^1 is simply connected, every meromorphic map

$$\chi: \mathbb{CP}^1 \rightarrow \text{Jac}(T^2)$$

lifts to \mathbb{C} as a meromorphic function $\hat{\chi}$. By Remark 1.3 and because χ is odd we obtain

$$(1.3) \quad \hat{\chi}(\xi) = \frac{\pi i R}{4\tau} \xi d\bar{w} + \gamma$$

for some $R \in \mathbb{C}^*$ and $\gamma \in \frac{1}{2}\Lambda$. The constant term γ determines the spin class of the corresponding CMC immersion. By rotating the spectral plane we can always assume that $R \in \mathbb{R}^{>0}$.

Remark 1.4. In order to obtain a unified theory for higher genus surfaces, we apply an overall shift of $\text{Jac}(T^2)$ by the half lattice point $\frac{\pi i(1+\tau)}{4\tau}$. The map χ is also shifted by this term and will be also denote by χ .

The extrinsic closing condition is that there are two trivial connections ∇^{λ_1} and ∇^{λ_2} , for distinct $\lambda_i \in S^1$. At these points we had before shifting $\chi(\xi_i) = 0 \in \text{Jac}(T^2)$ where $\xi_i^2 = \lambda_i$. Therefore the old map χ must hit four lattice points of Λ for $\xi \in S^1$. After the shift the extrinsic closing condition is simply the existence of four points

$$\pm\xi_1, \pm\xi_2 \in S^1 \subset \mathbb{C}^*$$

such that

$$\hat{\chi}(\pm\xi_{1,2}) \in \frac{\pi i(1+\tau)}{4\tau} d\bar{w} + \Lambda.$$

The function $\hat{\chi}$ is linear for $\Sigma \cong \mathbb{C}P^1$ thus the image of S^1 under $\hat{\chi}$ is a circle itself. Further, since Γ is rectangular the lattice Λ of its Jacobian is also rectangular. A computation (comparing the monodromies of the ∇^λ corresponding to χ and the actual associated family) shows that the spectral data of homogenous tori are given by choosing $\gamma = 0$ and

$$(1.4) \quad R = \sqrt{1 + \tau\bar{\tau}},$$

which is the smallest R in (1.3) where the image of S^1 under χ hits 4 lattice points of Λ .

1.3. 2-lobed Delaunay tori. Next we are going to describe the spectral data (Σ, χ) for some CMC tori of revolution, i.e., the torus is given by the rotation of a curve in the upper half plane, viewed as the hyperbolic plane H^2 , around the x -axis, where we consider S^3 as the one point compactification of \mathbb{R}^3 . The torus has constant mean curvature if and only if its profile curve is elastic in H^2 . The 2-lobed Delaunay CMC tori are those where the curve closes after two periods of its geodesic curvature in H^2 , see [11, 21] for more details. The conformal type of a CMC torus of revolution is again rectangular and determined by a lattice $\Gamma = 2\mathbb{Z} + 2\tau\mathbb{Z}$ for some $\tau \in i\mathbb{R}^{>0}$. The corresponding spectral curve is a torus and thus it can be identified with \mathbb{C}/Γ_{spec} for a lattice Γ_{spec} . Since Σ branches over $\lambda = 0$ and because the branch points reflect across the unit circle, Σ is of rectangular conformal type and can be identified with

$$\Sigma = \mathbb{C}/(\mathbb{Z} + \tau_{spec}\mathbb{Z}),$$

where $\tau_{spec} \in i\mathbb{R}$. We use the coordinate ξ on the universal covering \mathbb{C} of Σ . Moreover,

$$\lambda: \mathbb{C}/(\mathbb{Z} + \tau_{spec}\mathbb{Z}) \rightarrow \mathbb{C}P^1$$

is the map of order two which is determined by its branch points $[0], [\frac{1}{2}], [\frac{1+\tau_{spec}}{2}], [\frac{\tau_{spec}}{2}] \in \mathbb{C}/(\mathbb{Z} + \tau_{spec}\mathbb{Z})$ and its branch images

$$(1.5) \quad \lambda([0]) = 0, \lambda([\frac{1}{2}]) = r, \lambda([\frac{1+\tau_{spec}}{2}]) = \frac{1}{r}, \lambda([\frac{\tau_{spec}}{2}]) = \infty,$$

for some $r \in (0, 1)$. The preimage of the unit circle $S^1 \subset \mathbb{C}^*$ has two components

$$C^\pm = \{[s \pm \frac{1}{4}\tau_{spec}] \in \mathbb{C}/(\mathbb{Z} + \tau_{spec}\mathbb{Z}) \mid s \in \mathbb{R}\}$$

and the preimage of the unit disc is given by

$$\Sigma^0 = \{[x + yi] \in \mathbb{C}/(\mathbb{Z} + \tau_{spec}\mathbb{Z}) \mid x, y \in \mathbb{R}, i\frac{1}{4}\tau_{spec} < y < -i\frac{1}{4}\tau_{spec}\}.$$

Because there are no meromorphic functions of degree 1 on a compact Riemann surface of genus $g > 0$, the map

$$\chi: \Sigma \rightarrow Jac(T^2)$$

must have periods, i.e., there is no global lift of χ to the universal covering of $Jac(T^2)$. Nevertheless, its differential is a well-defined meromorphic 1-form (with values in $\overline{H^0(T^2, K)} \cong \mathbb{C}$) with a double pole at $[\frac{\tau_{spec}}{2}]$ and no other singularities. As χ is odd, we know that $\chi([0])$ is a spin point in $Jac(T^2)$. The 2-lobed Delaunay tori bifurcate from the homogeneous tori, i.e., for $\tau_{spec} \rightarrow 0$ the spectral data converge to the spectral data of a homogeneous torus, as is shown in [21]. Thus (after the shift) $\chi([0]) = 0 \in Jac(T^2)$ is the trivial holomorphic line bundle. Moreover, $d\chi$ has only a period in the direction $1 \in (\mathbb{Z} + \tau_{spec}\mathbb{Z}) = \pi_1(\bar{\Sigma})$, and no period in the direction of τ_{spec} , since for $\tau_{spec} \rightarrow 0$ the image of C^\pm converge to a circle and is injective. Thus we make the Ansatz

$$(1.6) \quad d\chi = (a\wp(\xi - \frac{\tau_{spec}}{2}) + b)d\xi \otimes \frac{\pi i}{2\tau}d\bar{w},$$

where \wp is the Weierstrass \wp -function and a and b are uniquely determined by

$$(1.7) \quad \begin{aligned} \int_{\tau_{spec}} (a\wp(\xi - \frac{\tau_{spec}}{2}) + b)d\xi &= 0, \\ \int_1 (a\wp(\xi - \frac{\tau_{spec}}{2}) + b)d\xi &= 2, \end{aligned}$$

where the last equation comes from the fact, that the 2-lobe Delaunay tori converge to the homogenous torus with $\tau = \sqrt{3}i$ and there the image of S^1 for the limiting map $\frac{2\tau}{\pi i}\chi$ has perimeter 2. Since the period along $1 \in \Gamma_{spec}$ is necessarily integer valued because of the normalization in (1.6) it has to stay constant along the continuous family.

To obtain the corresponding conformal type of the immersion we make use of the fact that the map χ must hit the lattice $\frac{\pi i(1+\tau)}{4\tau}d\bar{w} + \Lambda$ at two disjoint $\xi_i \in C^+$. The idea is to choose τ in a way that the Sym-point condition is fulfilled.

Let $\eta_3 = \zeta(\frac{\tau_{spec}}{2})$ and $\eta_1 = \zeta(\frac{1}{2})$ where ζ is Weierstrass ζ -function defined by $-\zeta'(\xi) = \wp(\xi)$ and $\lim_{\xi \rightarrow 0}(\zeta(\xi) - \xi^{-1}) = 0$. It is well-known (see [31]) that

$$\eta_1 \frac{\tau_{spec}}{2} - \eta_3 \frac{1}{2} = \frac{\pi}{2}i.$$

From this and (1.7) we deduce that

$$(1.8) \quad \begin{aligned} a &= -\frac{\tau_{spec}}{\pi i} \\ b &= -2\frac{\eta_3}{\pi i}. \end{aligned}$$

Since Σ is rectangular a and b are real. Moreover, a is negative. There exists a smallest $s_0 \in \mathbb{R}^{>0}$ such that

$$(1.9) \quad \operatorname{Re} \left(\int_0^{s_0 + \frac{1}{4}\tau_{spec}} (a\wp(\xi - \frac{\tau_{spec}}{2}) + b) d\xi \right) = 1.$$

Consider

$$h := \operatorname{Im} \left(\int_0^{s_0 + \frac{1}{4}\tau_{spec}} (a\wp(\xi - \frac{\tau_{spec}}{2}) + b) d\xi \right).$$

Using the fact that the imaginary part of $\int (a\wp(\xi - \frac{\tau_{spec}}{2}) + b)d\xi$ is monotonic decreasing along the curve $[0; \frac{1}{2}] \ni t \mapsto [t + \frac{1}{4}\tau_{spec}] \in \Sigma$ as well as along the curve $[0; \frac{1}{4}] \ni t \mapsto [\frac{1}{2} + t\tau_{spec}] \in \Sigma$ together with

$$\operatorname{Im} \left(\int_0^{\frac{1}{2}} (a\wp(\xi - \frac{\tau_{spec}}{2}) + b) d\xi \right) = 0$$

we obtain that $h > 0$. We define the conformal structure of T^2 by the lattice $\Gamma = 2\mathbb{Z} + 2\tau\mathbb{Z}$ where

$$(1.10) \quad \tau := hi.$$

Hitchin's energy formula [17] tells us that the area of the CMC torus is $8i\tau ab$. Hence $i\tau b < 0$ for all $\tau_{spec} \in i\mathbb{R}^{>0}$ yielding $b > 0$.

From the fact that a and b are real and Σ is rectangular one can compute that

$$\int_0^{-s_0 + \frac{1}{4}\tau_{spec}} (a\wp(\xi - \frac{\tau_{spec}}{2}) + b) d\xi = -1 + \frac{\tau}{2} \in \frac{1}{2}\Lambda.$$

Moreover, as the 1–period of $(a\wp(\xi - \frac{\tau_{spec}}{2}) + b)d\xi$ is 2, we obtain that $s_0 < \frac{1}{2}$, and therefore

$$[-s_0 + \frac{1}{4}\tau_{spec}] \neq [s_0 + \frac{1}{4}\tau_{spec}] \in \Sigma.$$

This yields the existence of two distinct points $\xi_1 = [s_0 + \frac{1}{4}\tau_{spec}] \in C^+$ and $\xi_2 = [-s_0 + \frac{1}{4}\tau_{spec}] \in C^+$ with the property that

$$\chi(\xi_{1/2}) \in \frac{\pi i(1 + \tau)}{4\tau} d\bar{w} + \Lambda,$$

i.e., the corresponding flat $SL(2, \mathbb{C})$ connections on T^2 are trivial. Altogether, we have proven the existence of a family of CMC tori parametrized by the real parameter $\text{Im}(\tau_{spec})$.

Lemma 1.1. *The spectral data (Σ, χ) of a 2-lobed Delaunay torus have the property that*

$$\{\xi \in \bar{\Sigma}^0 \mid \chi(\xi) = 0 \in \text{Jac}(T^2)\} = \{[0], [\frac{1}{2}]\} \subset \Sigma,$$

where $\bar{\Sigma}^0 = \lambda^{-1}(\{\lambda \in \mathbb{C} \mid \lambda\bar{\lambda} \leq 1\})$.

Proof. We first show the statement for $\tau_{spec} \rightarrow 0$, where the corresponding 2-lobed Delaunay tori converge to the homogeneous torus with $R = 2$. For homogeneous tori the spectral curve $\Sigma \cong \mathbb{C}P^1$ is given by $\xi^2 = \lambda$ and the spectral datum χ with $R = 2$ has the property that

$$\{\xi \in \mathbb{C} \mid \xi\bar{\xi} \leq 1 \text{ and } \chi(\xi) = 0 \in \text{Jac}(T^2)\} = \lambda^{-1}(\{0, 1\}).$$

After the bifurcation to the 2-lobed Delaunay tori, we have $\chi([\frac{1}{2}]) = 0 \in \text{Jac}(T^2)$, and

$$\lambda([\frac{1}{2}]) = r \rightarrow 1 \quad \text{and} \quad \lambda([\frac{1+\tau_{spec}}{2}]) = \frac{1}{r} \rightarrow 1$$

for $\tau_{spec} \rightarrow 0$, which proves the statement in the limit.

The full statement follows from continuity of the spectral data within the Whitham deformation together with the fact that for 2-lobed Delaunay tori there is no other point $\lambda_{new} \in S^1$ appearing on the unit circle such that

$$\chi(\xi_{new}) = 0 \in \text{Jac}(T^2)$$

for $\xi_{new} \in \lambda^{-1}(\lambda_{new})$.

By [22, Proposition 2.1] together with the fact that the 2-lobed Delaunay tori are not minimal [21, Theorem 4.5], the Willmore energy $\int_{T^2} (H^2 + 1)dA$ of the 2–lobed Delaunay tori is monotonically increasing in τ_{spec} and converges to 8π for $\tau_{spec} \rightarrow \infty$, where the surfaces converge to a branched double cover of a geodesic sphere ([21, Lemma 4.4]). If there would be a point $\xi_{new} \in \lambda^{-1}(S^1)$ the monodromy of the corresponding flat $SL(2, \mathbb{C})$ connection would be $-\text{Id}$ along both generators 1 and τ of the first fundamental group $\pi_1(T^2)$. At the branch point $\xi_b = [\frac{1}{2}] \in T^2$ the trace of monodromy of the corresponding $SL(2, \mathbb{C})$ connection is also -2 along both generators 1, τ . Now we adapt the proof of Theorem 6.7 in [8] which gives a lower bound on the Willmore energy depending on the dimension of the space of monodromy-free holomorphic sections. On a two fold covering on T^2 (generated by the lattice $(1 - \tau)\mathbb{Z} + (1 + \tau)\mathbb{Z}$) we get that the parallel sections of ∇^{ξ_b} and $\nabla^{\xi_{new}}$ and at the trivial connections at the two Sym points gives rise to at least a (quaternionic) 4-dimensional space of quaternionic holomorphic sections (with respect to the induced quaternionic holomorphic structure) and the Plücker formula in [8, Equation (89)] gives the Willmore estimate

$$W(f) \geq \frac{\pi}{2} 4^2 = 8\pi$$

which leads to a contradiction. \square

Lemma 1.2. *Let (Σ, χ) be the spectral data of a 2-lobed Delaunay torus, where χ is given as in formula (1.6) with $\chi([0]) = 0$. Consider the preimage $\xi_1 \in C^+ \subset \Sigma$ of a Sym point given by $\xi_1 = s_0 + \frac{1}{4}\tau_{spec} \in \mathbb{C}$. Then,*

$$\frac{\partial \chi}{\partial \tau_{spec}}|_{\xi_1} \in \overline{H^0(T^2, K)}, \quad \frac{\partial \chi}{\partial \xi}|_{\xi_1} \in \overline{H^0(T^2, K)}$$

are \mathbb{R} -linear independent, where $\frac{\partial \chi}{\partial \tau_{spec}}|_{\xi_1}$ is the derivative of χ , as given in (1.6) and (1.8), with respect to $\tau_{spec} \in i\mathbb{R}^{>0}$ at $s_0 + \frac{1}{4}\tau_{spec}$.

Proof. By [11, Theorem 5 and Section 3.5] we obtain $\frac{\partial \tau}{\partial \tau_{spec}} \neq 0$ along the family of 2-lobed Delaunay tori. Hence, by (1.10), it is enough to prove that

$$\operatorname{Re} \left(\frac{2\tau}{\pi i d\bar{w}} \frac{\partial \chi}{\partial \xi} |_{\xi_1} \right) = \operatorname{Re} \left(a\wp(\xi_1 - \frac{\tau_{spec}}{2}) + b \right) \neq 0$$

for all $\tau_{spec} \in i\mathbb{R}^{>0}$ with $a, b \in \mathbb{R}$ given in (1.8). Because $s_0 \in \mathbb{R}^{>0}$ is the smallest number satisfying (1.9) by definition of the Sym point and because $\int_0^\xi (a\wp(\xi - \frac{\tau_{spec}}{2}) + b) d\xi$ is imaginary along the imaginary axis $\operatorname{Re}(a\wp(\xi_1 - \frac{\tau_{spec}}{2}) + b) < 0$ is impossible.

If

$$\operatorname{Re}(a\wp(\xi_1 - \frac{\tau_{spec}}{2}) + b) = 0$$

then the function

$$g : \mathbb{R} \rightarrow \mathbb{R}, \quad g(s) = \int_0^{s + \frac{\tau_{spec}}{4}} (a\wp(\xi - \frac{\tau_{spec}}{2}) + b) d\xi$$

would have either a local maximum (s_0 is a minimum does not occur, because s_0 is the smallest number satisfying (1.9)) or an inflection point at s_0 .

If $g(s)$ has an inflection point in s_0 , then $g''(s_0) = 0$. Since $\frac{2\tau}{\pi i d\bar{w}} d\chi = (a\wp(s - \frac{\tau_{spec}}{4}) + b) = \tilde{a}\lambda + \tilde{b}$ for real $\tilde{a}, \tilde{b} \in \mathbb{R}$, and because $\lambda : \Sigma \rightarrow \mathbb{C}P^1$ maps the line $\mathbb{R} + \frac{\tau_{spec}}{4}$ onto the unit circle, the map $\mathbb{R} \ni s \mapsto a\wp(s - \frac{\tau_{spec}}{4}) + b$ maps the real line onto a circle in \mathbb{C} centered on the real axis. Moreover, the circle intersect the x-axis exactly for $s \in \frac{1}{2}\mathbb{Z}$ and these are the only critical points of the real-valued function $g'(s)$. But we have $0 < s_0$ by definition and $s_0 \neq \frac{1}{2}$ because the real part of $\mathbb{R} \ni t \mapsto \frac{2\tau}{\pi i d\bar{w}} \chi(\frac{1}{2} + ti)$ is constant and $\frac{2\tau}{\pi i d\bar{w}} \chi(\frac{1}{2}) = 1$ by (1.7), which leads to a contradiction. Thus for every τ_{spec} we have the Sym point satisfies $0 < s_0 < \frac{1}{2}$ and s_0 is not a inflection point of g .

If g has a local maximum in s_0 , then by Equation (1.7) there must be another $\tilde{s}_0 \in]s_0, \frac{1}{2}[$ which satisfies (1.9). This is not the case for $\tau_{spec} \rightarrow 0$ or $\tau_{spec} \rightarrow \infty$, see [31]. Further, since all involved functions and the constants a, b depend real analytically on τ_{spec} , we get a conformal type τ_{spec_0} for the spectral curve such that for $\operatorname{Im}(\tau_{spec}) < \operatorname{Im}(\tau_{spec_0})$ there is only one point $s_0 \in]0, \frac{1}{2}[$ satisfying (1.9) and for $\operatorname{Im}(\tau_{spec_0}) + \epsilon > \operatorname{Im}(\tau_{spec}) > \operatorname{Im}(\tau_{spec_0})$ (for some small $\epsilon > 0$) there are at least two points $s_0 \neq \tilde{s}_0 \in]0, \frac{1}{2}[$ satisfying (1.9). Hence, for τ_{spec_0} we get that the corresponding s_0 is an inflection point of $g_{\tau_{spec_0}}$ and we get also a contradiction in this case.

□

2. SPECTRAL CURVE THEORY

In the previous section we have shown how CMC tori can be described by a holomorphic map from the associated spectral curve into the Jacobian of the CMC torus. The main ingredient was the reduction of (a generic) flat $\mathrm{SL}(2, \mathbb{C})$ connection over the torus to a flat line bundle connection. In this section, we will explain how to generalize the torus spectral curve theory to higher genus CMC surfaces with certain discrete symmetries. The particular case of Lawson symmetric CMC surfaces of genus 2 was developed in [15].

Before we describe how flat line bundle connections on a torus determine a class of flat $\mathrm{SL}(2, \mathbb{C})$ connections over Riemann surfaces of higher genus, we need to fix some notions and notations. In what follows we consider the Riemann surface

$$T^2 = \mathbb{C}/\Gamma$$

of genus 1, where $\Gamma = 2\mathbb{Z} + 2\tau\mathbb{Z}$ is the full lattice generated by 2 and 2τ for some $\tau \in \mathbb{C}$ with $\mathrm{Im}(\tau) > 0$. We also assume without much loss of generality that $\frac{1}{2} < \mathrm{Re}(\tau) < \frac{1}{2}$. The Jacobian of T^2 is given as before by

$$\mathrm{Jac}(T^2) = \overline{H^0(T^2, K)}/\Lambda,$$

where

$$\Lambda = \{\bar{\eta} \in \overline{H^0(T^2, K)} \mid \int_{\gamma} (-\eta + \bar{\eta}) \in 2\pi i\mathbb{Z} \text{ for all closed curves } \gamma \text{ in } T^2\}.$$

It has the well-known interpretation as the moduli space of holomorphic structures on the trivial line bundle. By fixing the global anti-holomorphic 1-form $d\bar{w}$ we can identify

$$\Lambda \cong \frac{\pi i}{\tau - \bar{\tau}}\mathbb{Z} + \frac{\pi i\tau}{\tau - \bar{\tau}}\mathbb{Z}.$$

Let $\mathcal{A}^1 = \mathcal{A}^1(T^2)$ be the moduli space of flat line bundle connections. Then \mathcal{A}^1 is similarly given by

$$\mathcal{A}^1 = \mathcal{H}^1(T^2, \mathbb{C})/\tilde{\Lambda},$$

where $\mathcal{H}^1(T^2, \mathbb{C})$ is the space of complex valued harmonic 1-forms on T^2 and

$$\tilde{\Lambda} = \{\omega \in \mathcal{H}^1(T^2, \mathbb{C}) \mid \int_{\gamma} \omega \in 2\pi i\mathbb{Z} \text{ for all closed curves } \gamma \text{ in } T^2\}$$

is a lattice of rank 2. The moduli space of flat line bundle connections is an affine holomorphic bundle

$$(2.1) \quad (\cdot)'' : \mathcal{A}^1(T^2) \rightarrow \mathrm{Jac}(T^2)$$

by taking the isomorphism class of the induced holomorphic structure $\bar{\partial}^{\nabla}$ of a representant ∇ of a gauge class in $\mathcal{A}^1(T^2)$.

We also need the lattice $\frac{1}{2}\Gamma = \mathbb{Z} + \mathbb{Z}\tau$, and consider the (shifted) theta-function ϑ of $\mathbb{C}/\frac{1}{2}\Gamma$, i.e. the unique (up to a multiple constant) entire function $\vartheta: \mathbb{C} \rightarrow \mathbb{C}$ satisfying $\vartheta(0) = 0$ and

$$\vartheta(w+1) = \vartheta(w), \quad \vartheta(w+\tau) = -\vartheta(w)e^{-2\pi iw}$$

for all $w \in \mathbb{C}$. For $x \notin \frac{1}{2}\Gamma$ consider the function

$$\beta_x(w) = \frac{\vartheta(w-x)}{\vartheta(w)} e^{\frac{2\pi i}{\tau-\bar{\tau}}x(w-\bar{w})}.$$

It is doubly periodic in w (for $x \in \mathbb{C} \setminus \frac{1}{2}\Gamma$) with respect to $\frac{1}{2}\Gamma$ and satisfies

$$\left(\bar{\partial} - \frac{2\pi i}{\tau - \bar{\tau}} x d\bar{w}\right)\beta_x = 0.$$

Thus β_x is a meromorphic section of the trivial bundle $\mathbb{C} \rightarrow \mathbb{C}/\frac{1}{2}\Gamma$ with respect to the holomorphic structure $\bar{\partial} - \frac{2\pi i}{\tau - \bar{\tau}} x d\bar{w}$ and has a simple zero in $w = x$ and a first order pole in $w = 0$. On the bigger torus $T^2 = \mathbb{C}/\Gamma$ we can consider β_x to be a meromorphic section with four poles with respect to $\bar{\partial} - \frac{2\pi i}{\tau - \bar{\tau}} x d\bar{w}$.

2.1. Abelianization. Let $T^2 = \mathbb{C}/(2\mathbb{Z} + 2\tau\mathbb{Z})$ be a torus and let $\sigma: T^2 \rightarrow \mathbb{C}P^1$ be the elliptic involution with four branch points denoted by $P_1 = [0], P_2 = [1], P_3 = [1 + \tau], P_4 = [\tau] \in T^2$ and let $p_i \in \mathbb{C}P^1$ be the corresponding branch images.

For $\rho \in]-\frac{1}{2}, \frac{1}{2}[$ consider the moduli space $\mathcal{A}_\rho^2(\mathbb{C}P^1 \setminus \{p_1, \dots, p_4\})$ of flat $\mathrm{SL}(2, \mathbb{C})$ -connections on the 4-punctured sphere $\mathbb{C}P^1 \setminus \{p_1, \dots, p_4\}$ with the additional property that the local monodromies M_i around every puncture p_k are contained in the conjugacy class of

$$(2.2) \quad \begin{pmatrix} \exp(2\pi i \frac{2\rho+1}{4}) & 0 \\ 0 & \exp(-2\pi i \frac{2\rho+1}{4}) \end{pmatrix},$$

which is independent of k . It is shown in [12] that this moduli space is doubly covered by the moduli space $\mathcal{A}^1(T^2)$ of flat line bundle connections on the torus T^2 as follows:

For $\chi \in \mathbb{C} \setminus (\frac{\pi i}{\tau - \bar{\tau}}\mathbb{Z} + \frac{\pi i\tau}{\tau - \bar{\tau}}\mathbb{Z})$ and $\alpha \in \mathbb{C}$ we consider the flat connection on the trivial rank 2 bundle $\mathbb{C}^2 \rightarrow T^2$ defined as

$$(2.3) \quad \tilde{\nabla}^{\chi, \alpha} = d + \begin{pmatrix} -\chi d\bar{w} + \alpha dw & \rho \frac{\vartheta'(0)}{\vartheta(-2x)} \beta_{2x}(w) dw \\ \rho \frac{\vartheta'(0)}{\vartheta(2x)} \beta_{-2x}(w) dw & \chi d\bar{w} - \alpha dw \end{pmatrix}$$

where $x = \frac{\tau - \bar{\tau}}{2\pi i} \chi$. Then, $\tilde{\nabla}^{\chi, \alpha}$ is gauge equivalent (via a gauge with singularities at P_1, \dots, P_4) to the pullback of a flat $\mathrm{SL}(2, \mathbb{C})$ -connections $\nabla^{\chi, \alpha}$ on the 4-punctured sphere $\mathbb{C}P^1 \setminus \{p_1, \dots, p_4\}$ whose local monodromies are in the conjugacy classes of (2.2). Note that the off-diagonal of (2.3) only depends on the holomorphic structure $\bar{\partial} - \chi d\bar{w}$. Moreover, replacing the line bundle connection

$$(2.4) \quad d^{\chi, \alpha(\chi)} = d + \alpha dw - \chi d\bar{w}$$

by its dual yields the same gauge equivalence class in $\mathcal{A}_\rho^2(\mathbb{C}P^1 \setminus \{p_1, \dots, p_4\})$.

Theorem 3 ([12]). *Let $\rho \in]-\frac{1}{2}, \frac{1}{2}[$. Away from holomorphic line bundles $\bar{\partial} - \chi d\bar{w}$ with $\chi \in \frac{\pi i}{\tau - \bar{\tau}}\mathbb{Z} + \frac{\pi i\tau}{\tau - \bar{\tau}}\mathbb{Z} \equiv \Lambda$, (2.3) gives rise to a 2:1 correspondence between the moduli space $\mathcal{A}^1(T^2)$ of flat line bundles on T^2 and an open dense subset of the the moduli space $\mathcal{A}_\rho^2(\mathbb{C}P^1 \setminus \{p_1, \dots, p_4\})$ of flat $\mathrm{SL}(2, \mathbb{C})$ connections on the 4-punctured sphere $\mathbb{C}P^1 \setminus \{p_1, \dots, p_4\}$ with local monodromies lying in the conjugacy class given by (2.2).*

This 2:1 correspondence extends to holomorphic line bundles $\bar{\partial} - \chi d\bar{w}$ with $\chi \in \frac{\pi i}{\tau - \bar{\tau}}\mathbb{Z} + \frac{\pi i\tau}{\tau - \bar{\tau}}\mathbb{Z}$ in the following way: Assume $\alpha(\chi)$ is a holomorphic map on $U \subset \mathbb{C} \setminus (\frac{\pi i}{\tau - \bar{\tau}}\mathbb{Z} + \frac{\pi i\tau}{\tau - \bar{\tau}}\mathbb{Z})$ and $\gamma \in \bar{U} \cap \frac{\pi i}{\tau - \bar{\tau}}\mathbb{Z} + \frac{\pi i\tau}{\tau - \bar{\tau}}\mathbb{Z}$. Then, the $\mathrm{SL}(2, \mathbb{C})$ connections $\nabla^{\chi, \alpha}$ on $\mathbb{C}P^1 \setminus \{p_1, \dots, p_4\}$ given by (2.3) extend to $\chi = \gamma$ (after suitable gauge transformations) if and only if α expands around $\chi = \gamma$ as

$$(2.5) \quad \alpha(\chi) \sim_\gamma \pm \frac{4\pi i}{\tau - \bar{\tau}} \frac{\rho}{\chi - \gamma} + \bar{\gamma} + \text{higher order terms in } \chi.$$

A proof of theorem can be found in [12]. The reader should be aware of the differing normalizations here and in [12] and [15].

Remark 2.1. Note that the ambiguity of the sign of the residue $\pm \frac{4\pi i \rho}{\tau - \bar{\tau}}$ in (2.5) is meaningful: For positive residue the corresponding underlying parabolic structure is stable (see [12] for more details). In the second case, where the residue is negative, the underlying parabolic structure is non-stable which implies that the corresponding $SL(2, \mathbb{C})$ connection on the 4-punctured sphere cannot be unitary. It should be mentioned here, that parabolic stability reduces in the case of rational ρ to the stability of a related holomorphic structure on a certain covering of the torus.

We use (ρ, χ, α) in order to parametrize flat connections of the form (2.3) with four simple poles at P_1, \dots, P_4 on T^2 . We think of χ as a point in $Jac(T^2)$ and consider the tuple (χ, α) as a point $\mathcal{A}^1(T^2)$ via (2.4). By the Metha-Seshadri Theorem [25] and [12] there is a unique $\alpha = \alpha_\rho^u(\chi) \in \mathbb{C}$ for every $\chi \in \mathbb{C} \setminus (\frac{\pi i}{\tau - \bar{\tau}}\mathbb{Z} + \frac{\pi i \tau}{\tau - \bar{\tau}}\mathbb{Z})$ such that the monodromy representation of the connection given by (2.3) for $(\rho, \chi, \alpha_\rho^u(\chi))$ is unitarizable. In fact, for every $\rho \in] -\frac{1}{2}, \frac{1}{2}[$ this map $\chi \mapsto \alpha_\rho^u(\chi)$ induces a real analytic section of the affine holomorphic bundle $\mathcal{A}^1(T^2) \rightarrow Jac(T^2)$ which we denote by

$$(2.6) \quad \alpha_\rho^{MS} \in \Gamma(Jac(T^2) \setminus \{0\}, \mathcal{A}^1(T^2)).$$

satisfying $\alpha_\rho^{MS}([\bar{\partial} - \chi d\bar{w}]) = [d + \alpha_\rho^u(\chi)dw - \chi d\bar{w}]$. Note that α_ρ^u satisfies the following functional properties:

$$(2.7) \quad \begin{aligned} \alpha_\rho^u(\chi + \frac{2\pi i}{\tau - \bar{\tau}}\tau) &= \alpha_\rho^u(\chi) + \frac{2\pi i}{\tau - \bar{\tau}}\bar{\tau} \\ \alpha_\rho^u(\chi + \frac{2\pi i}{\tau - \bar{\tau}}) &= \alpha_\rho^u(\chi) + \frac{2\pi i}{\tau - \bar{\tau}} \end{aligned}$$

for all $\rho \in] -\frac{1}{2}, \frac{1}{2}[$ and $\chi \in \mathbb{C} \setminus \hat{\Lambda}$.

Lemma 2.1. *Let $T^2 = \mathbb{C}/(2\mathbb{Z} + 2\tau\mathbb{Z})$ and $\rho \in [0, \frac{1}{2}[$. Then, the section α_ρ^{MS} in (2.6) is odd with respect to the involution on $Jac(T^2)$ induced by dualizing. If $\tau \in i\mathbb{R}$ then α_ρ^{MS} is real in the following sense:*

$$\alpha_\rho^u(\bar{\chi}) = \overline{\alpha_\rho^u(\chi)}$$

for all $\chi \in \mathbb{C} \setminus (\frac{\pi i}{\tau - \bar{\tau}}\mathbb{Z} + \frac{\pi i \tau}{\tau - \bar{\tau}}\mathbb{Z})$.

Proof. Because dual line bundle connection induce the same $SL(2, \mathbb{C})$ connection on the punctured torus the section α_ρ^{MS} is odd for all $\rho \in] -\frac{1}{2}, \frac{1}{2}[$. The second assertion follows from the fact that the complex conjugated Riemann surface of a rectangular torus is isomorphic to the torus itself. \square

Lemma 2.2. *Away from the origin $0 \in Jac(T^2)$ the map*

$$\alpha^{MS}:] -\frac{1}{2}, \frac{1}{2}[\times Jac(T^2) \setminus \{0\} \rightarrow \mathcal{A}^1(T^2)$$

is real analytic.

Proof. As in [15], connections of the form (2.3) are given by the pullback of connections on a one-punctured torus. A necessary (respectively sufficient) condition that such a connection is unitary with respect to a suitable hermitian metric is that the traces of two independent global monodromies lie the interval $[-2, 2] \subset \mathbb{R}$ (respectively in $] -2, 2[\subset \mathbb{R}$). Therefore the statement can be deduced from the fact that the monodromy depends analytically on (ρ, χ, α) . \square

Remark 2.2. It was shown in [15] that for $\rho = \frac{1}{6}$ the moduli space $\mathcal{A}_\rho^2(\mathbb{CP}^1 \setminus \{p_1, \dots, p_4\})$ is equivalent to the moduli space of Lawson symmetric flat $\mathrm{SL}(2, \mathbb{C})$ connections on a Lawson symmetric Riemann surface of genus 2. A similar interpretation is true for certain discrete values of ρ , see also Section 2.3 below. We therefore deform (certain subspaces of) moduli spaces of flat connections on Riemann surfaces of different genera in a continuous way.

2.2. The spectral data. The spectral curve theory which is described below is a unified generalization of the spectral curve theory for CMC tori as described in Section 1.1 and the spectral curve theory for Lawson symmetric CMC surfaces of genus 2 as developed in [15]. The main idea is to parametrize λ -families of gauge equivalence classes of $\mathrm{SL}(2, \mathbb{C})$ connections in terms of families of (gauge equivalence classes of) line bundle connections. A slight drawback of this approach is that the line bundle connections can only be parametrized in terms of a spectral curve, i.e., a double covering $\lambda: \Sigma \rightarrow \mathbb{C}$ of the spectral plane. In fact, in order to obtain conformally parametrized CMC surfaces, the spectral curve branches over $\lambda = 0$, and possibly other discrete spectral values $\lambda_1, \lambda_2, \dots \in \mathbb{C}$. The spectral curve Σ is equipped with an odd map $\chi: \Sigma \rightarrow \mathrm{Jac}(T^2)$ together with the corresponding odd meromorphic map α such that

$$\mathcal{D} = d + \alpha dw - \chi d\bar{w}$$

is a lift of χ into the affine moduli space $\mathcal{A}^1(T^2)$ of flat line bundle connections on T^2 . The maps χ and \mathcal{D} must be odd as the family of flat connections should be well-defined in terms of λ . Moreover, \mathcal{D} must have a first order pole at $\lambda^{-1}(0)$ as a consequence of (1.1). The spectral data $(\Sigma, \chi, \mathcal{D})$ of a family $\lambda \mapsto [\nabla^\lambda]$ give rise to a commuting diagram

$$\begin{array}{ccc} & & \mathcal{A}^1(T^2) \\ & \nearrow \mathcal{D} & \downarrow \text{"} \\ \Sigma & \xrightarrow{\chi} & \mathrm{Jac}(T^2) \\ \downarrow \lambda & & \searrow \tilde{\nabla}^{\chi, \alpha} \\ \mathbb{C} & \xrightarrow{[\nabla^\lambda]} & \mathcal{A}^2 \end{array}$$

where $\tilde{\nabla}^{\chi, \alpha}$ is the 2:1 covering map discussed in Theorem 3 and $\mathcal{A}^2 = \mathcal{A}_\rho^2(\mathbb{CP}^2 \setminus \{p_1, \dots, p_4\})$. The spectral data must further satisfy the conditions in the following theorem in order to define a CMC surface:

Theorem 4. *Let $\rho \in]0; \frac{1}{2}[$ and let $\lambda: \Sigma \rightarrow D_{1+\epsilon} \subset \mathbb{C}$ be a double covering of the $(1+\epsilon)$ disc branched over finitely many points $\lambda_0 = 0, \lambda_1, \dots, \lambda_k$. Further, let $\chi: \Sigma \rightarrow \mathrm{Jac}(T^2)$ be an odd map (with respect to the involution σ on Σ induced by λ) and \mathcal{D} be an odd meromorphic lift of χ to $\mathcal{A}^1(T^2)$ satisfying the following conditions:*

- (1) $\chi(\lambda^{-1}(0)) = 0 \in \mathrm{Jac}(T^2)$;
- (2) \mathcal{D} has a first order pole over $\lambda^{-1}(0)$;
- (3) \mathcal{D} has a first order pole satisfying the condition induced by (2.5) at every $\xi_0 \in \Sigma \setminus \lambda^{-1}(\{0\})$ with $\chi(\xi_0) = 0 \in \mathrm{Jac}(T^2)$ and no further singularities;
- (4) for all $\xi \in \lambda^{-1}(S^1) : \mathcal{D}(\xi) = \alpha_\rho^{MS}(\chi(\xi))$;
- (5) there are four pairwise distinct points $\xi_1, \sigma(\xi_1), \xi_2, \sigma(\xi_2) \in \lambda^{-1}(S^1) \subset \Sigma$ with $\chi(\xi_{1/2}) \in \frac{\pi i(1+\tau)}{2\tau-2\bar{\tau}} + \Lambda$, where $\Lambda = \frac{\pi i}{\tau-\bar{\tau}}\mathbb{Z} + \frac{\pi i\tau}{\tau-\bar{\tau}}\mathbb{Z}$ is the lattice generating $\mathrm{Jac}(T^2)$.

Then there exists a conformal CMC immersion

$$f: T^2 \setminus (l_1 \cup l_2) \rightarrow S^3$$

whose associated family of flat connections (see Theorem 1) is determined by $(\Sigma, \chi, \mathcal{D})$, where $l_1 = \{[t\tau] \mid t \in [0; 1]\}$ and $l_2 = \{[t\tau + 1] \mid t \in [0; 1]\}$.

Proof. For $\rho \in]0; \frac{1}{2}[$ and $\chi \in \text{Jac}(T^2) \setminus \{\text{Spin bundles}\}$ the connection given by (ρ, χ, α) via (2.3) is irreducible. By condition (3) the family of (gauge equivalence classes of) $\text{SL}(2, \mathbb{C})$ connections has no further singularities on $D_{1+\epsilon}$ beside $\lambda = 0$. The proofs of Theorem 6 and Theorem 8 in [15] work analogously in our situation here and we obtain a family of flat $\text{SL}(2, \mathbb{C})$ connections of the form

$$\nabla^\lambda = \lambda^{-1}\Phi + \nabla - \lambda\Phi^*$$

on $T^2 \setminus (l_1 \cup l_2)$, where Φ is a complex linear, nilpotent and nowhere vanishing Higgs field on $T^2 \setminus (l_1 \cup l_2)$, with the property that ∇^λ is unitary with respect to a fixed hermitian metric for $\lambda \in S^1$.

The ϑ -functions used in [12] give an explicit gauge of ∇^{λ^k} , $k = 1, 2$, into diagonal form. Thus a straight forward computation shows that the connections ∇^{λ^k} on $T^2 \setminus (l_1 \cup l_2)$ have trivial monodromies along the generators of Γ . \square

Remark 2.3. Instead of cutting the torus T^2 along the curves l_1 and l_2 , it is of course possible to cut the torus along $\tilde{l}_1 = \{[t] \mid t \in [0; 1]\}$ and $\tilde{l}_2 = \{[\tau+t] \mid t \in [0; 1]\}$. This would yield a different CMC immersion on $T^2 \setminus (\tilde{l}_1 \cup \tilde{l}_2)$. However the analytic continuations of both CMC surfaces (after a suitable spherical transformation) are the same. Moreover, for rational weights, this analytic continuation yields closed (possibly branched) CMC surfaces, see Section 2.3.

Remark 2.4. If the torus T^2 has rectangular conformal structure, i.e., $\tau \in i\mathbb{R}$, and if the Hopf differential is a real multiple of $(dz)^2$ then the four boundary curves of the immersion $f: T^2 \setminus (l_1 \cup l_2) \rightarrow S^3$ are curvature lines. The boundary curves on the surface belonging to the same l_i in the domain intersect with the angle $4\pi\rho$. For rational ρ this follows from Section 2.3, see also Figure 1.

2.3. Rational weights ρ . Let $(\Sigma, \chi, \mathcal{D})$ be spectral data satisfying the conditions in Theorem 4 for a rational $\rho \in]0, \frac{1}{2}[$. The spectral data give a family of flat connections $\lambda \mapsto \hat{\nabla}^\lambda$ on the 4-punctured torus with singularities determined by ρ around the punctures. Using methods from [12, 15] it can be shown that the family $\hat{\nabla}^\lambda$ is gauge equivalent to a family $\tilde{\nabla}^\lambda$ of meromorphic connections. The eigenvalues of the residues of $\tilde{\nabla}^\lambda$ at the branch images are $\frac{2\rho+1}{4} = \frac{p}{q} \in \mathbb{Q}$ with p and q coprime, independent of λ . In terms of a coordinate z on \mathbb{CP}^1 centered at a branch point p_i the family $\tilde{\nabla}^\lambda$ expands as

$$(2.8) \quad \tilde{\nabla}^\lambda \sim d + \begin{pmatrix} \frac{p}{q} & 0 \\ a(\lambda) & -\frac{p}{q} \end{pmatrix} \frac{dz}{z} + \begin{pmatrix} b(\lambda) & \lambda^{-1}(1 + \lambda d(\lambda)) \\ c(\lambda) & -b(\lambda) \end{pmatrix} dz + \text{higher order terms},$$

where a, b, c, d are holomorphic functions on a neighborhood of $\lambda = 0$. The Hopf differential of the surface is

$$\text{res}_{\lambda=0} \det(\tilde{\nabla}^\lambda) = a(0)dz^2$$

(up to constant scaling), see [14]. There are two cases to distinguish depending on whether q is odd or even.

In the first case we pull back the connections $\tilde{\nabla}^\lambda$ to a q -fold covering of $\pi: M \rightarrow \mathbb{CP}^1$ which is totally branched over the points p_1, \dots, p_4 . We obtain \mathbb{Z}_q -equivariant flat $\mathrm{SL}(2, \mathbb{C})$ connections on a compact Riemann surface M of genus $g = q - 1$. Using a coordinate y on M satisfying $y^q = z$ and (2.8) the local behavior of the pull-back of $\tilde{\nabla}^\lambda$ is given by

$$(2.9) \quad \pi^* \tilde{\nabla}^\lambda \sim d + \begin{pmatrix} p & q\lambda^{-1}y^q \\ qa(\lambda) & -p \end{pmatrix} \frac{dy}{y} + \text{higher order terms.}$$

Gauging (2.9) by

$$g(y) = \begin{pmatrix} y^{-p} & 0 \\ 0 & y^p \end{pmatrix}$$

we obtain

$$\pi^* \tilde{\nabla}^\lambda . g(y) \sim d + \begin{pmatrix} 0 & q\lambda^{-1}y^{q-2p-1} \\ qa(0)y^{2p-1} & 0 \end{pmatrix} + \text{higher order terms.}$$

Thus there is a branch point of order $(q - 2p - 1)$, and an umbilic, i.e., a zero of the Hopf differential, of order $(2p - 1)$ at $y = 0$.

In the second case, when q is even, we pull back the connections to a totally branched $\frac{q}{2}$ covering $\pi: M \rightarrow \mathbb{CP}^1$. A similar argumentation as in the first case completes the proof of the following theorem.

Theorem 5. *Let $\rho \in \mathbb{Q}$ with $0 < \rho < \frac{1}{2}$ and $\frac{\rho}{q} = \frac{2\rho+1}{4}$ for coprime integers p and q . Then, the analytic continuation of a CMC surface*

$$f: T^2 \setminus (l_1 \cup l_2) \rightarrow S^3$$

as given in Theorem 4 is a compact (branched) CMC surface. For odd q the surface f is of genus $g = q - 1$ with four umbilic branch points of branch order $q - 2p - 1$ and umbilic order $2p - 1$. Respectively, f is of genus $g = \frac{q}{2} - 1$ with branch order $\frac{q}{2} - p - 1$ and umbilic order $p - 1$ at these four points, if q is even. The surface has no further branch points or further umbilics.

Remark 2.5. For $\rho = \frac{1}{6}$ Theorem 5 is equivalent to Theorem 8 in [15] and gives Lawson symmetric CMC surfaces of genus 2 in terms of spectral data. More generally, for $\rho = \frac{g-1}{2g+2}$ we obtain compact CMC surfaces (without branch points) of genus g with a \mathbb{Z}_{g+1} symmetry.

3. A GENERALIZED WHITHAM FLOW ON THE SPECTRAL DATA

For CMC tori it is well known that the generic spectral data $(\Sigma, \chi, \mathcal{D})$ can be continuously deformed such that it induces a deformation of the corresponding CMC surface while preserving the closing conditions. The existence of the so called Whitham deformation for CMC tori can be shown by applying an implicit function theorem on some "function" space (in fact, the space one is looking at is in general an affine space whose underlying vector space is a function space) over the spectral curve which is finite dimensional because the spectral curve is compact. In the following, we carry over such an implicit function theorem from the finite dimensional case on the compact torus spectral curve to an infinite dimensional "function" space on the non-compact spectral curve for higher genus surfaces. This generalizes the idea of Whitham deformations and shows the existence of a flow of spectral data from CMC tori towards higher genus CMC surfaces.

3.1. Flowing stable homogeneous tori. The first case we want to consider is the deformation of the spectral data for certain homogenous tori, see Section 1.2, with $\sqrt{2} \leq R < 2$. The corresponding conformal type of the Riemann surface is given by $T^2 = \mathbb{C}/\Gamma$ with $\Gamma = 2\mathbb{Z} + 2\tau\mathbb{Z}$ for some $\tau \in i\mathbb{R}$ with $1 \leq \text{Im}(\tau) < \sqrt{3}$. The spectral curve is given by the two-fold covering

$$\mathbb{CP}^1 \ni \xi \mapsto \lambda = \xi^2 \in \mathbb{CP}^1$$

and the map χ is given by

$$\chi(\xi) = \frac{R\pi i}{4\tau} \xi d\bar{w},$$

as derived in Section 1.2. Again, we identify

$$Jac(T^2) = \overline{H^0(T^2, K)}/\Lambda = \{\xi d\bar{w} \mid \xi \in \mathbb{C}\} / (\frac{\pi i}{2\tau}\mathbb{Z} + \frac{\pi i}{2}\mathbb{Z})d\bar{w}.$$

Recall that the extrinsic closing condition, i.e., the Sym point condition, relates R with the conformal type τ by Equation (1.4).

Using the global coordinate $d\bar{w}$ to identify $\overline{H^0(T^2, K)}$ with \mathbb{C} , in particular, we identify Λ with the lattice $\hat{\Lambda}$ generated by $\frac{\pi i}{2\tau}$ and $\frac{\pi i}{2}$ in \mathbb{C} .

For $d > 0$ we consider the (complex) Banach space of bounded holomorphic functions on the disc $\{\xi \in \mathbb{C} \mid \xi\bar{\xi} < d^2\}$ equipped with the supremum norm. We denote by \mathcal{B}_d the real Banach subspace consisting of odd functions with respect to $\xi \mapsto -\xi$ satisfying the reality condition $f(\bar{\xi}) = \overline{f(\xi)}$.

Recall from Lemma 2.2 that the Metha-Seshadri section α_ρ^{MS} depends real analytically on $[\xi] \in Jac(T^2)$ as well as its "lift", see Equation (2.7), $\alpha_\rho^u: \mathbb{C} \setminus \hat{\Lambda} \rightarrow \mathbb{C}$. For $\rho \in]-\frac{1}{2}, \frac{1}{2}[$ and a holomorphic function $f \in \mathcal{B}_d$ (with $d > 1$) such that $f(\xi) \notin \hat{\Lambda}$ for all $\xi \in S^1$ we consider the holomorphic function

$$\alpha^\rho(f): U \subset \mathbb{C} \rightarrow \mathbb{C}$$

defined on an open neighborhood U of the unit circle $S^1 \subset \mathbb{C}$ by the property that

$$(3.1) \quad \alpha^\rho(f)(\xi) = \alpha_\rho^u(f(\xi))$$

for all $\xi \in S^1$.

Lemma 3.1. *Let $R \in \mathbb{R}^{>0}$ be such that $\hat{\chi}(\xi) = R\frac{\pi i}{4\tau}\xi$ does not hit a lattice point in $\hat{\Lambda}$ along the unit circle. Then, there exist real numbers $c, \delta > 0$ and an open neighborhood $\mathcal{U} \subset \mathcal{B}_{1+c}$ of $\hat{\chi}$ such that for all $-\delta < \rho < \delta$ and for all $f \in \mathcal{U}$ the holomorphic function $\alpha^\rho(f)$ is well-defined and bounded on the annulus $\{\xi \in \mathbb{C} \mid \frac{1}{(1+c)} < |\xi| < 1+c\}$. Moreover, $\alpha^\rho(f)$ is odd and satisfies $\alpha^\rho(f)(\bar{\xi}) = \overline{\alpha^\rho(f)(\xi)}$.*

Proof. The image of $(\hat{\chi})|_{S^1}$ is a compact subset C of $\overline{H^0(T^2, K)} \cong \mathbb{C}$ which does not hit a lattice point $\hat{\Lambda}$. Hence there exists an open neighborhood $V \subset \mathbb{R} \times \mathbb{C}^2$ containing

$$\{0\} \times C \times \bar{C} = \{(0, R\xi, R\xi^{-1}) \mid \xi \in S^1 \subset \mathbb{C}\}$$

such that there is a bounded holomorphic function

$$F: V \rightarrow \mathbb{C}$$

with the property

$$F_\rho(\xi, \bar{\xi}) = \alpha_\rho^u(\xi)$$

for all $(\rho, \xi, \bar{\xi}) \in \mathbb{R} \times \mathbb{C}^2 \cap V$. Let $An_c := \{\xi \in \mathbb{C} \mid \frac{1}{(1+c)} < |\xi| < 1+c\}$. Then there exist $c > 0$ and $\delta > 0$ with

$$]-2\delta; 2\delta[\times \hat{\chi}(An_{2c}) \times \hat{\chi}(An_{2c}) \subset V.$$

Since we consider \mathcal{B}_d with the supremum norm, there exists an open neighborhood \mathcal{U} of $\hat{\chi} \in \mathcal{B}_{1+c}$ such that for all $\rho \in]-\delta; \delta[$, for all $f \in \mathcal{U}$ and all $\xi \in An_c$ we have

$$(\rho, f(\xi), \overline{f(\bar{\xi}^{-1})}) \in V.$$

For $\rho \in]-\delta; \delta[$, $f \in \mathcal{U}$ and $\xi \in An_c$ we have

$$\alpha^\rho(f)(\xi) = F_\rho(f(\xi), \overline{f(\bar{\xi}^{-1})})$$

which proves that for all $f \in \mathcal{U}$ the holomorphic function $\alpha^\rho(f)$ is bounded on An_c . The remaining statements follow from Lemma 2.1. \square

Lemma 3.2. *Let $\tau \in i\mathbb{R}^{\geq 1}$ be the conformal type of a homogeneous CMC torus with $\hat{\chi}(\xi) = R_0 \frac{\pi i}{4\tau} \xi$, where $R_0 = \sqrt{1 + \tau\bar{\tau}} \in [\sqrt{2}, 2[$. Then there is an open neighborhood $U \subset \mathbb{R}^2$ of $(0, R_0) \in \mathbb{R}^2$ and $\epsilon > 0$ with the property that for all $(\rho, R) \in U$ there exists a unique holomorphic function $\hat{\chi}_R^\rho \in \mathcal{B}_{1+\epsilon}$ such that the holomorphic function*

$$\alpha^\rho(\hat{\chi}_R^\rho)$$

extends holomorphically to $\{\xi \mid 0 < \xi\bar{\xi} \leq 1\}$ and has a first order pole at $\xi = 0$ with residue $R \frac{\pi i}{4\tau}$. Moreover $\hat{\chi}_R^\rho$ depends smoothly on (ρ, R) .

Proof. For $R \in]1, 2[$ consider the holomorphic function $\hat{\chi}_R^0(\xi) = R \frac{\pi i}{4\tau} \xi$ which does not hit a lattice point $\hat{\Lambda}$ of the Jacobian of T^2 . By Lemma 3.1 there exists an $\epsilon > 0$ and an open neighborhood \mathcal{U} of $\hat{\chi}_R^0$ in $\mathcal{B}_{1+\epsilon}$ such that the holomorphic function $\alpha^\rho(f)$ is bounded on the annulus An_ϵ for all $f \in \mathcal{U}$ and ρ small enough.

Let $\bar{\mathcal{B}}_{1+\epsilon}$ be the space of odd, bounded holomorphic functions on $\mathbb{C}\mathbb{P}^1 \setminus \{\xi \mid |\xi| \leq \frac{1}{1+\epsilon}\}$ satisfying $f(\bar{\xi}) = \overline{f(\xi)}$. Clearly, $\mathcal{B}_{1+\epsilon}$ and $\bar{\mathcal{B}}_{1+\epsilon}$ are isomorphic by $f \mapsto (\xi \mapsto f(\xi^{-1}))$. For $f \in \bar{\mathcal{B}}_{1+\epsilon}$ consider its Laurent expansion $f = \sum_k f_k \xi^k$ along $S^1 \subset \mathbb{C}$ and define the bounded linear map

$$M: \bar{\mathcal{B}}_{1+\epsilon} \rightarrow \bar{\mathcal{B}}_{1+\epsilon}; M(f) = \sum_{k < 0} f_k \xi^k.$$

Consider the differentiable map between Banach spaces

$$A_\rho: \mathcal{U} \subset \mathcal{B}_{1+\epsilon} \rightarrow \bar{\mathcal{B}}_{1+\epsilon}; f \mapsto M(\alpha^\rho(f)).$$

By Lemma 3.1 it depends smoothly on ρ . Further, for $\rho = 0$ the differential of A_ρ is an Banach space isomorphism as $\alpha^0(f(\xi)) = f(\xi^{-1})$. Hence, A_ρ is also an isomorphism for small ρ . We obtain by the Banach space implicit function theorem an open neighborhood U such that for all $(\rho, R) \in U$ there exist a map $\chi_R^\rho \in \mathcal{B}_{1+\epsilon}$ with

$$A_\rho(\chi_R^\rho)(\xi) = R \frac{\pi i}{4\tau} \xi^{-1}$$

proving the lemma. \square

Theorem 6. *Let $\tau \in i\mathbb{R}^{\geq 1}$ give the conformal type of a homogeneous CMC torus with $\chi(\xi) = R_0 \frac{\pi i}{4\tau} \xi$, where $R_0 = \sqrt{1 + \tau\bar{\tau}} \in [\sqrt{2}, 2[$. Then for $\rho \sim 0$ there exist a unique $\chi^\rho: \{\xi \mid |\xi| < 1 + \epsilon\} \rightarrow \text{Jac}(T^2)$ and a lift $\mathcal{D}^\rho: \{\xi \mid |\xi| < 1 + \epsilon\} \rightarrow \mathcal{A}^1(T^2)$ satisfying the conditions of Theorem 4.*

Consequently, there exists a flow of closed CMC surfaces with boundaries. For rational ρ the analytic continuation of the surfaces closes to compact (possibly branched) CMC surfaces.

Proof. By Lemma 3.2, we obtain for every $\rho \sim 0$ a one-dimensional set of χ_R^ρ parametrized by R satisfying the intrinsic closing condition that $\alpha^\rho(\chi_R^\rho)$ extends to $\{\xi \mid 0 < \xi\bar{\xi} \leq 1\}$ with a first order pole at $\xi = 0$ and residue $R\frac{\pi i}{4\tau}$. Moreover, $\chi_R^0(\xi) = R\frac{\pi i}{4\tau}\xi$, and by restricting this map to $\xi \in S^1$ the differential of the map

$$(\xi, R) \in S^1 \times \mathbb{R}^{>0} \mapsto \chi_R^0(\xi)$$

is invertible everywhere. Hence, we can apply the implicit function theorem again, and find a smooth map

$$\rho \mapsto R(\rho)$$

with $R(0) = R_0$ such that the map

$$\chi^\rho = \chi_{R(\rho)}^\rho$$

take the value $\frac{\pi i(1+\tau)}{4\tau}$ at $\xi_1(\rho) \in S^1$. As χ^ρ is odd and real along the real axis $\mathbb{R} \subset \mathbb{C}$ we get the existence of four distinct points on $\xi_i \in S^1$ with $\chi(\xi_i) = \frac{\pi i(1+\tau)}{4\tau} \bmod \hat{\Lambda}$.

The second part of the theorem is a direct corollary of Theorem 4 and Theorem 5. \square

Example 3.1. We consider the case where the initial surface of the generalized Whitham flow is the (minimal) Clifford torus. The Clifford torus is a particular case of the Lawson surfaces, namely $\xi_{1,1}$ see [23], and has square conformal structure. This implies that there is an additional symmetry on the Riemann surface and its Jacobian which we denote by i . It is easy to show that for $\rho > 0$ the Metha-Seshadri section of the square torus has also an additional symmetry: in terms of the lift to the universal covering we have for all $\xi \neq \tilde{\Lambda}$

$$(3.2) \quad \alpha_\rho^u(i\xi) = -i\alpha_\rho^u(\xi).$$

Consequently, we can restrict to the following subspaces of holomorphic functions:

$$\mathcal{B}_{1+\epsilon}^+ = \{f \in \mathcal{B}_{1+\epsilon} \mid f(i\xi) = if(\xi)\}$$

and

$$\bar{\mathcal{B}}_{1+\epsilon}^- = \{f \in \bar{\mathcal{B}}_{1+\epsilon} \mid f(i\xi) = -if(\xi)\}$$

in the proof of the Theorem 6 and all maps remain well-defined by restricting to these two subspaces by (3.2). Thus the map χ^ρ constructed in Theorem 6 satisfies

$$\chi^\rho(i\xi) = i\chi^\rho(\xi)$$

for $\rho > 0$. Therefore the preimages of the Sym points are $\xi = \pm e^{\pm\frac{\pi i}{4}}$ and all surfaces f^ρ within the flow starting at the Clifford torus are minimal. Let $S \subset T^2 = \mathbb{C}/(2\mathbb{Z} + 2i\mathbb{Z})$ be the square defined by the vertices $[0], [\frac{1+i}{2}], [1], [\frac{1-i}{2}] \in T^2$. Since the coordinate lines of T^2 are curvature lines of the corresponding surfaces (by reality of the Hopf differential), the diagonals are asymptotic lines. Because of the reality of the spectral data, the diagonals are geodesics on the surface. Thus the image of the boundary of S under the minimal immersion f^ρ is a geodesic 4-gon, which is the geodesic polygon used in [23] to construct the Lawson surfaces, see Figure 1.

3.2. Flowing Delaunay tori. Next we want to define the generalized Witham flow starting at a slightly more complicated surfaces class - the 2-lobed Delaunay tori. As we have seen in Section 1.3 the spectral datum $\chi: \Sigma \rightarrow \text{Jac}(T^2)$ of a 2-lobed Delaunay torus does not lift to a well-defined function $\hat{\chi}: \Sigma \rightarrow \overline{H^0(T^2, K)}$ but rather has periods. Nevertheless, these periods are constant along every continuous deformation and therefore a deformation vector field of χ is still a well-defined map into $\overline{H^0(T^2, K)} \cong \mathbb{C}$. The spectral curve $\lambda: \Sigma \rightarrow \mathbb{CP}^1$ of a Delaunay torus is given by the algebraic equation

$$y^2 = \lambda(\lambda - r)(\lambda - \frac{1}{r})$$

for some $r \in]0; 1[$ and a meromorphic function $y: \Sigma \rightarrow \mathbb{C}$. It is well-known that r is determined by $\tau_{Spec} \in i\mathbb{R}$ and vice versa. The real involution which fixes the preimages $\lambda^{-1}(S^1)$ of the unit circle is given by

$$(3.3) \quad (y, \lambda) \mapsto (\bar{y}\bar{\lambda}^{-2}, \bar{\lambda}^{-1}).$$

Deformations of odd maps to $\text{Jac}(T^2)$ can be identified with odd functions on Σ , and any odd holomorphic function $\hat{f}: U \subset \Sigma \rightarrow \mathbb{C}$ on an open subset U is given by

$$\hat{f} = yf,$$

where $f: \lambda(U) \rightarrow \mathbb{C}$ is a holomorphic function on the spectral plane with coordinate λ (we use the shorthand notation $f = f \circ \lambda: U \rightarrow \mathbb{C}$). Hence, we work with the Banach space \mathcal{B}_d of bounded holomorphic functions

$$f: \{\lambda \in \mathbb{C} \mid |\lambda| < d\} \rightarrow \mathbb{C}$$

satisfying the condition $f(\bar{\lambda}) = \overline{f(\lambda)}$. Further, we also consider the Banach space $\bar{\mathcal{B}}_d$ of bounded holomorphic functions on $\mathbb{CP}^1 \setminus \{\lambda \in \mathbb{C} \mid |\lambda| \leq \frac{1}{d}\}$ satisfying $f(\bar{\lambda}) = \overline{f(\lambda)}$. Clearly, \mathcal{B}_d and $\bar{\mathcal{B}}_d$ are isomorphic via $f \mapsto (\lambda \mapsto f(\lambda^{-1}))$.

We fix $\rho \in]-\frac{1}{2}; \frac{1}{2}[$. For the 2-lobed Delaunay tori the map χ has period 2. Let

$$(3.4) \quad \hat{\chi} = \int (a\wp(\xi - \frac{\tau_{Spec}}{2}) + b)d\xi,$$

where a and b are defined in (1.8) and let

$$\hat{A}(\xi) = -\hat{\chi}(\bar{\xi} + \frac{\tau_{Spec}}{2}).$$

Then every odd holomorphic map with period 2 along $1 \in \pi_1(\Sigma)$ is given by

$$\chi = \hat{\chi} + yf: \lambda^{-1}(\{\lambda \in \mathbb{C} \mid |\lambda| < d\}) \subset \Sigma \rightarrow \mathbb{C}$$

for a holomorphic function f . And there exist a holomorphic function

$$\alpha^\rho(\chi): U \rightarrow \mathbb{C}$$

defined on an open neighborhood U of $\lambda^{-1}(S^1) \subset \Sigma$ satisfying the equation

$$[d + (\alpha^\rho(\chi)(\xi) + \hat{A}(\xi))\frac{\pi i}{2\tau}dw - \chi(\xi)\frac{\pi i}{2\tau}d\bar{w}] = \alpha_\rho^{MS}([\chi(\xi)\frac{\pi i}{2\tau}d\bar{w}]) \in \mathcal{A}^1(T^2)$$

for all $\xi \in \lambda^{-1}(S^1)$. Note that $\alpha^\rho(\chi)(\xi)$ is single-valued by the functional properties of α_ρ^u , see (2.7). Analogously to the proof of Lemma 3.1 we obtain:

Lemma 3.3. *Let T^2 be a rectangular torus and $\chi: \Sigma \rightarrow \text{Jac}(T^2)$ be as defined in (1.6) for a, b given by (1.8). Assume that the lift $\hat{\chi}$ does not hit a lattice point along the preimage of the unit circle $\lambda^{-1}(S^1) \subset \Sigma$. Then, there exist $c > 0$, $\delta > 0$ and an open neighborhood $\mathcal{U} \subset \mathcal{B}_{1+c}$ of the 0-function such that for all $-\delta < \rho < \delta$ and for all $f \in \mathcal{U}$ the holomorphic*

function $\alpha^\rho(\hat{\chi} + yf)$ is well-defined and bounded on $\lambda^{-1}\{\lambda \in \mathbb{C} \mid \frac{1}{1+c} < |\lambda| < 1+c\}$. Moreover, $\alpha^\rho(f)$ is odd and satisfies $\alpha^\rho(f)(\bar{\xi}) = \overline{\alpha^\rho(f)(\xi)}$.

Note that we do not demand in Lemma 3.3 that the Sym point conditions are satisfied. Thus we obtain an open and 1-dimensional set of spectral curves of genus 1 given by $\tau_{spec} \in W_\tau \subset i\mathbb{R}$ satisfying the assumptions in Lemma 3.3 for a given conformal type of T^2 . For $\tau_{spec} \in W_\tau$ we denote $\Sigma^{\tau_{spec}} = \mathbb{C}/(\mathbb{Z} + \tau_{spec}\mathbb{Z})$ equipped with $\lambda^{\tau_{spec}} = \lambda: \Sigma^{\tau_{spec}} \rightarrow \mathbb{C}\mathbb{P}^1$ and $\hat{\chi}^{\tau_{spec}} = \hat{\chi}: \Sigma^{\tau_{spec}} \rightarrow \mathbb{C}$ as defined in (3.4).

The main difference to the case of stable homogenous tori is that the condition imposed by (2.5) is non-empty for 2-lobed Delaunay tori. By Lemma 1.1 $\mathcal{D}: \Sigma \rightarrow \mathcal{A}^1(T^2)$ must have a pole at $[\frac{1}{2}] \in \Sigma$ with residue determined by $\rho > 0$. The sign of the residue of \mathcal{D} at $[\frac{1}{2}]$ introduce a freedom in the choice of the deformation vector field for $\rho = 0$, i.e., at the 2-lobed Delaunay torus.

Lemma 3.4. *Consider a 2-lobed Delaunay torus T^2 with spectral data $(\Sigma^{\tau_{spec_0}}, \chi^0)$ with $\tau_{spec_0} \in i\mathbb{R}$. Then there is an open neighborhood $U \subset i\mathbb{R} \times \mathbb{R}^2$ of $(\tau_{spec_0}, 0, 0)$ and an $\epsilon > 0$ such that for all $(\tau_{spec}, \rho, R) \in U$ there exists a unique $f_{\tau_{spec}, \rho, R} \in \mathcal{B}_{1+\epsilon}$ such that the holomorphic function*

$$\alpha^\rho(\hat{\chi} + yf_{\tau_{spec}, \rho, R}): \lambda^{-1}\{\lambda \in \mathbb{C} \mid \frac{1}{1+\epsilon} < |\lambda| < 1+\epsilon\} \subset \Sigma_{spec}^\tau \rightarrow \mathbb{C}$$

extends meromorphically to $\lambda^{-1}\{\lambda \in \mathbb{C} \mid |\lambda| \leq 1\} \subset \Sigma_{spec}^\tau$ with first order poles only at $[0], [\frac{1}{2}] \in \Sigma^{\tau_{spec}} = \mathbb{C}/(\mathbb{Z} + \tau_{spec}\mathbb{Z})$ and such that its residue at $[\frac{1}{2}]$ is R . Moreover $f_{\tau_{spec}, \rho, R} \in \mathcal{B}_{1+\epsilon}$ depends smoothly on (τ_{spec}, ρ, R) .

Proof. The proof of the lemma is almost analogous to the proof of Lemma 3.2, except for the following: For $\rho = 0$, the differential of the map

$$A_0: \mathcal{U} \subset \mathcal{B}_{1+\epsilon} \rightarrow \bar{\mathcal{B}}_{1+\epsilon}$$

is not surjective anymore as we can compute for $\hat{f} = yf$ that

$$A_0(\hat{f})(y, \lambda) = y\lambda^{-2}f(\lambda^{-1})$$

by (3.3). Hence, we cannot control the residue term at $(y, \lambda) = (0, 0) \in \Sigma$ for the function $\alpha^\rho(\hat{\chi} + yf_{\tau_{spec}, \rho, R})$. Nevertheless, we still can guarantee that $\alpha^\rho(\hat{\chi} + yf_{\tau_{spec}, \rho, R})$ extends meromorphically and has only a first order pole at $(y, \lambda) = (0, 0) \in \Sigma$.

The second difference is that we introduce a new parameter R which gives the residue of the first order pole at $[\frac{1}{2}] \in \Sigma$. This new pole can easily be introduced for $\rho = 0$ by adding to χ (an appropriate multiple of) the unique odd meromorphic function $x: \Sigma \rightarrow \mathbb{C}\mathbb{P}^1$ which has first order poles at $[\frac{1+\tau_{spec}}{2}] = \lambda^{-1}(\frac{1}{r})$ and $[\frac{\tau_{spec}}{2}] = \lambda^{-1}(\infty)$ with residue 1 and -1 , respectively. \square

Theorem 7. *Let $\tau \in i\mathbb{R}^{>0}$ give the conformal type of a 2-lobed Delaunay CMC torus with $\chi: \Sigma \rightarrow \text{Jac}(T^2)$ as described in Section 1.3.*

Then, for $\rho \sim 0$, there exist an unique rectangular elliptic curve $\lambda_+: \Sigma^+ \rightarrow \mathbb{C}\mathbb{P}^1$ together with an odd holomorphic map

$$\chi_+^\rho: \lambda_+^{-1}(\{\lambda \mid |\lambda| < 1+\epsilon\}) \subset \Sigma^+ \rightarrow \text{Jac}(T^2)$$

and a lift $\mathcal{D}_+^\rho: \lambda_+^{-1}(\{\lambda \mid |\lambda| < 1+\epsilon\}) \rightarrow \mathcal{A}^1(T^2)$ satisfying the conditions of Theorem 4 such that there is no λ inside the unit disc, where the induced parabolic structure is unstable (see Remark 2.1).




FIGURE 2. The *stable* deformation of a 2-lobe Delaunay torus to a CMC surface of genus 2.

Moreover, for $\rho \sim 0$, there exist an unique rectangular elliptic curve $\lambda_- : \Sigma^- \rightarrow \mathbb{CP}^1$ together with an odd holomorphic map

$$\chi_-^\rho : \lambda_-^{-1}(\{\lambda \mid |\lambda| < 1 + \epsilon\}) \subset \Sigma^- \rightarrow \text{Jac}(T^2)$$

and a lift $\mathcal{D}_-^\rho : \lambda_-^{-1}(\{\lambda \mid |\lambda| < 1 + \epsilon\}) \rightarrow \mathcal{A}^1(T^2)$ satisfying the conditions of Theorem 4 such that there is exactly one λ inside the unit disc where the induced holomorphic structure is unstable.

Consequently, there exists two distinct flows starting at the 2-lobed Delaunay tori through closed CMC surfaces with boundaries in the sense of Theorem 4. For rational ρ the analytic continuation of the corresponding surfaces closes to compact (possibly branched) CMC surfaces.

Proof. Again, we refer to the proof of Theorem 6. The main difference here is that we first need to control the residue term at the branch point $[\frac{1}{2}] \in \Sigma^\tau$. In order to do so, we consider for fixed $\tau \in i\mathbb{R}$ the following ODE in the 2-dimensional space $U_\tau = \{(\rho, R) \mid (\tau, \rho, R) \in U\}$ given by Lemma 3.4:

$$\dot{R}^\pm(\rho) = \pm \frac{4x_1(\rho, R) - 4\rho\dot{x}_1(\rho, R)}{(x_1(\rho, R))^2}$$

where $\dot{\cdot}$ denotes the derivative with respect to ρ , and $x_1(\rho, R)$ is the first order term of the expansion of $\hat{\chi} + f_{\tau, \rho, R}$ at $[\frac{1}{2}]$ with respect to the coordinate ξ induced by $\Sigma = \mathbb{C}/(\mathbb{Z} + \tau\mathbb{Z})$. Each of the two ODEs guarantee that condition (3) in Theorem 4 is satisfied by the lift \mathcal{D} (which is uniquely determined by the unitarity along the preimage of unit circle) of the map

$$\chi_{\tau, \rho}^\pm := (\hat{\chi} + yf_{\tau, \rho, R^\pm(\rho)}) \frac{\pi i}{2\tau} d\bar{w} : U \subset \Sigma \rightarrow \text{Jac}(T^2).$$

Then, for small $\rho > 0$ we have a real 1-dimensional space (parametrized by $\tau \in i\mathbb{R}$) of appropriate spectral data $(\Sigma^\tau, \chi_{\tau, \rho}^\pm)$ satisfying the intrinsic closing conditions. Because the extrinsic closing condition is satisfied at $\rho = 0$ for a (unique) τ (see Section 1.3 and Lemma 1.2), and because of Lemma 1.2 we can apply (for each sign \pm) the implicit function theorem again: we obtain a unique local parametrization $\rho \mapsto \tau^\pm(\rho)$ such that the Sym point condition is satisfied by $\chi_{\tau^\pm(\rho), \rho}^\pm$ at a point $\xi_1 \in \lambda^{-1}(S^1) \subset \Sigma^{\tau^\pm(\rho)}$. Because of the reality of the spectral data, there is a second point $\xi_2 \neq \pm\xi_1 \in \lambda^{-1}(S^1) \subset \Sigma^{\tau^\pm(\rho)}$ at which the Sym point condition is satisfied. This proves the first part of the theorem.

The second part of the theorem is again the direct corollary of Theorem 4. \square

Combining Theorem 6 and Theorem 7 with Theorem 5 yields the following corollary.

Corollary 3.1. *For $g \in \mathbb{N}$ large enough, there exist various 1-parameter families of compact CMC surfaces of genus g with four umbilical branch points.*




FIGURE 3. The *unstable* deformation of a 2-lobe Delaunay torus to a CMC surface of genus 2.

3.3. Experiments and Conjectures. We have implemented the flow of spectral data given by Theorem 6 and Theorem 7, and numerical experiments suggest (for appropriate initial data) the long time existence of the flow: Consider the continuous family of CMC tori parametrized by τ consisting of the homogenous tori for $\tau \leq \sqrt{3}i$ and the 2-lobed Delaunay tori for $\tau > \sqrt{3}i$. This family converges to the branched double cover of a geodesic sphere for $\tau \rightarrow \infty$. The numerical experiments show that this family of tori flows (if we choose the stable direction for $\tau > \sqrt{3}i$) to the Lawson symmetric CMC surfaces deforming Lawson's minimal surface and converging to a branched double cover of a geodesic sphere as the conformal type of the surfaces degenerate, see Figure 2. The unstable flow of the 2-lobed Delaunay tori reaches CMC surfaces of genus 2 for τ large enough and converges to a 3-fold cover of a sphere for $\tau \rightarrow \infty$, see Figure 3. We have been able to flow to all CMC surfaces of genus 2 in [16] found by a naive numerical search. These experiments indicate that the moduli space of (symmetric) higher genus CMC surfaces inherits some structure of the moduli space of CMC tori.

We have used the parameter ρ corresponding to the angle between curvature lines at the umbilics as the "flow parameter" in Theorem 6 and Theorem 7. The deformation of the conformal type of the torus $\tau \in i\mathbb{R}$ can be used as a second flow direction. For $\rho = 0$ this yields the Whitham flow of CMC tori. Using the methods of this paper it is possible to show the existence of a flow of CMC surfaces by varying the conformal type (for fixed ρ near 0). It is clear that the ρ -flow and the conformal type flow are commuting. It might be useful to consider the extra flow direction in order to avoid possible singularities of the ρ -flow. We will study these phenomena and the long time existence of the ρ -flow in a forthcoming paper.

Further, the experiments suggest that the embeddedness of the cylinder, which is given by the image of $\{[w] \in T^2 = \mathbb{C}/(2\mathbb{Z} + 2\tau\mathbb{Z} \mid \tau \leq \text{Im}(w) \leq 2\tau)\}$ of the CMC immersion $f: T^2 \rightarrow S^3$, is preserved throughout the flow. By applying a combined version of the ρ -flow with the conformal type flow one can preserve minimality during the flow. Because the Clifford torus is the only embedded minimal tori in S^3 [4], we conjecture that the Lawson surface $\xi_{2,1}$ is the only embedded minimal surface in S^3 of genus 2.

REFERENCES

- [1] A. D. Alexandrov, *Uniqueness theorems for surfaces in the large V*, Vestnik Leningrad Univ. 19:13 (1958) 5–8; Amer. Math. Soc. Transl. (Ser. 2) 21 (1962) 412416.
- [2] U. Abresch, *Constant mean curvature tori in terms of elliptic functions*, J. reine u. angewandte Math., 374, 1987.
- [3] A. I. Bobenko, *All constant mean curvature tori in \mathbb{R}^3 , S^3 , H^3 in terms of theta-functions*. Math. Ann. 290 (1991), no. 2, 209-245.
- [4] S. Brendle, *Embedded minimal tori in S^3 and the Lawson conjecture*, Acta Mathematica 211, 177–190 (2013).

- [5] F.E. Burstall, J.F. Dorfmeister, K. Leschke and A. Quintino, *Darboux transforms and simple factor dressing of constant mean curvature surfaces*, manuscripta math. 140 (2013)
- [6] J. Dorfmeister, F. Pedit, H. Wu, *Weierstrass type representation of harmonic maps into symmetric spaces*, Comm. Anal. Geom. 6 (1998), no. 4, 633-668.
- [7] J. Dorfmeister, H. Wu, *Unitarization of loop group representations of fundamental groups*, Nagoya Math. J. 187 (2007), 1-33.
- [8] D. Ferus, K. Leschke, F. Pedit, U. Pinkall, *Quaternionic holomorphic geometry: Plücker formula, Dirac eigenvalue estimates and energy estimates of harmonic 2-tori*, Invent. Math. 146, no. 3, 2001.
- [9] A. Gerding, *Spectral methods for higher genus CMC surfaces*, PhD thesis, University of Massachusetts (2011).
- [10] R. Gunning, *Lectures on vector bundles over Riemann surfaces*. University of Tokyo Press, Tokyo; Princeton University Press, Princeton, (1967).
- [11] L. Heller, *Constrained Willmore Tori and Elastic Curves in 2-Dimensional Space Forms*, Comm. Anal. Geom., Vol 22, no. 2, pp 343–369 (2014).
- [12] L. Heller, S. Heller, *Abelianization of Fuchsian systems and Applications*, (2014).
- [13] S. Heller, *Higher genus minimal surfaces in S^3 and stable bundles*, J. Reine Angew. Math. **685** (2013), 105–122.
- [14] S. Heller, *Lawson’s genus two surface and meromorphic connections*, Math. Z. **274** (2013), no. 3-4, 745–760.
- [15] S. Heller, *A spectral curve approach to lawson symmetric cmc surfaces of genus 2*, Math. Annalen, Volume 360, Issue 3 (2014), Page 607–652.
- [16] S. Heller, N. Schmitt, *Deformation of symmetric CMC surfaces in the 3-sphere*, to appear Exp. Math.
- [17] N. J. Hitchin, *Harmonic maps from a 2-torus to the 3-sphere*, J. Differential Geom. 31 (1990), no. 3, 627-710.
- [18] N. J. Hitchin, *The self-duality equations on a Riemann surface*, Proc. London Math. Soc. (3) 55 (1987), no. 1, 59-126.
- [19] N. Kapouleas, *Compact constant mean curvature surfaces in Euclidean three-space*, J. Differential Geom. **33** (1991), no. 3, 683–715.
- [20] N. Kapouleas, *Constant mean curvature surfaces constructed by fusing Wente tori*, Invent. Math. **119** (1995), no. 3, 443–518.
- [21] M. Kilian, M. U. Schmidt, N. Schmitt, *Flows of constant mean curvature tori in the 3-sphere: The equivariant case*, to appear in J. Reine Angew. Math., DOI 10.1515/crelle-2013-0079.
- [22] M. Kilian, M. U. Schmidt, N. Schmitt, *On stability of equivariant minimal tori in the 3-sphere*, J. Geom. Phys., 85, 171 - 176, 2014.
- [23] H. B. Lawson, *Complete minimal surfaces in S^3* , Ann. of Math. (2) 92 (1970), 335-374 .
- [24] I. McIntosh, *Harmonic tori and their spectral data*, *Surveys on geometry and integrable systems*, 285–314, Adv. Stud. Pure Math., 51, Math. Soc. Japan, Tokyo, 2008.
- [25] V. Mehta, C.S. Seshadri, *Moduli of vector bundles on curves with parabolic structures*, Math. Ann, 248, 205–239, (1980).
- [26] M. S. Narasimhan, C. S. Seshadri, *Stable and unitary bundles on a compact Riemann surface*, Ann. of Math., (2), 82 (1965), 540-564.
- [27] U. Pinkall, I. Sterling, *On the classification of constant mean curvature tori*, Ann. of Math. (2) 130 (1989), no. 2, 407-451.
- [28] A. Pressley, G. Segal, *Loop groups. Oxford Mathematical Monographs*, Oxford University Press, New York, 1986.
- [29] N. Schmitt, M. Kilian, S.-P. Kobayashi, W. Rossman, *Unitarization of monodromy representations and constant mean curvature trinoids in 3-dimensional space forms*. J. Lond. Math. Soc. (2) 75 (2007), no. 3.
- [30] H.C. Wente, *Counterexample to a conjecture of H. Hopf*, Pacific J. Math. 121 , no. 1, 1986.
- [31] E. T. Whittaker, G. N. Watson, *A Course in Modern Analysis*, 4th ed., Cambridge University Press, 1990.