

Measurement of the direct CP asymmetry in $\bar{B} \rightarrow X_{s+d}\gamma$
 decays with a lepton tag

L. Pesántez,³ P. Urquijo,³⁵ J. Dingfelder,³ A. Abdesselam,⁵⁵ I. Adachi,^{12,9} K. Adamczyk,⁴⁴ H. Aihara,⁶⁰
 S. Al Said,^{55,26} K. Arinstein,⁴ D. M. Asner,⁴⁷ V. Aulchenko,⁴ T. Aushev,^{37,21} R. Ayad,⁵⁵ S. Bahinipati,¹⁴
 A. M. Bakich,⁵⁴ V. Bansal,⁴⁷ E. Barberio,³⁵ V. Bhardwaj,⁴⁰ B. Bhuyan,¹⁵ A. Bobrov,⁴ A. Bondar,⁴ G. Bonvicini,⁶⁵
 A. Bozek,⁴⁴ M. Bračko,^{33,22} T. E. Browder,¹¹ D. Červenkov,⁵ V. Chekelian,³⁴ A. Chen,⁴¹ B. G. Cheon,¹⁰
 K. Chilikin,²¹ R. Chistov,²¹ K. Cho,²⁷ V. Chobanova,³⁴ Y. Choi,⁵³ D. Cinabro,⁶⁵ J. Dalseno,^{34,57} Z. Doležal,⁵
 Z. Drásal,⁵ A. Drutskoy,^{21,36} D. Dutta,¹⁵ S. Eidelman,⁴ H. Farhat,⁶⁵ J. E. Fast,⁴⁷ T. Ferber,⁷ O. Frost,⁷
 V. Gaur,⁵⁶ N. Gabyshev,⁴ S. Ganguly,⁶⁵ A. Garmash,⁴ D. Getzkow,⁸ R. Gillard,⁶⁵ Y. M. Goh,¹⁰ B. Golob,^{31,22}
 J. Haba,^{12,9} J. Hasenbusch,³ H. Hayashii,⁴⁰ X. H. He,⁴⁸ A. Heller,²⁴ T. Horiguchi,⁵⁹ W.-S. Hou,⁴³
 M. Huschle,²⁴ T. Iijima,^{39,38} K. Inami,³⁸ A. Ishikawa,⁵⁹ R. Itoh,^{12,9} Y. Iwasaki,¹² I. Jaegle,¹¹ D. Joffe,²⁵
 T. Julius,³⁵ K. H. Kang,²⁹ E. Kato,⁵⁹ T. Kawasaki,⁴⁵ C. Kiesling,³⁴ D. Y. Kim,⁵² J. B. Kim,²⁸ J. H. Kim,²⁷
 K. T. Kim,²⁸ M. J. Kim,²⁹ S. H. Kim,¹⁰ Y. J. Kim,²⁷ B. R. Ko,²⁸ P. Kodyš,⁵ S. Korpar,^{33,22} P. Križan,^{31,22}
 P. Krokovny,⁴ B. Kronenbitter,²⁴ T. Kuhr,²⁴ T. Kumita,⁶² A. Kuzmin,⁴ Y.-J. Kwon,⁶⁷ J. S. Lange,⁸
 I. S. Lee,¹⁰ Y. Li,⁶⁴ L. Li Gioi,³⁴ J. Libby,¹⁶ D. Liventsev,¹² P. Lukin,⁴ D. Matvienko,⁴ K. Miyabayashi,⁴⁰
 H. Miyata,⁴⁵ R. Mizuk,^{21,36} G. B. Mohanty,⁵⁶ A. Moll,^{34,57} H. K. Moon,²⁸ E. Nakano,⁴⁶ M. Nakao,^{12,9}
 T. Nanut,²² Z. Natkaniec,⁴⁴ M. Nayak,¹⁶ C. Ng,⁶⁰ N. K. Nisar,⁵⁶ S. Nishida,^{12,9} S. Ogawa,⁵⁸ S. Okuno,²³
 S. L. Olsen,⁵¹ C. Oswald,³ P. Pakhlov,^{21,36} G. Pakhlova,²¹ C. W. Park,⁵³ H. Park,²⁹ T. K. Pedlar,³² R. Pestotnik,²²
 M. Petrič,²² L. E. Piilonen,⁶⁴ E. Ríbežl,²² M. Ritter,³⁴ A. Rostomyan,⁷ M. Rozanska,⁴⁴ Y. Sakai,^{12,9} S. Sandilya,⁵⁶
 L. Santelj,¹² T. Sanuki,⁵⁹ Y. Sato,³⁸ V. Savinov,⁴⁹ O. Schneider,³⁰ G. Schnell,^{1,13} C. Schwanda,¹⁸ A. J. Schwartz,⁶
 K. Senyo,⁶⁶ O. Seon,³⁸ M. E. Sevir,³⁵ V. Shebalin,⁴ C. P. Shen,² T.-A. Shibata,⁶¹ J.-G. Shiu,⁴³ B. Shwartz,⁴
 A. Sibidanov,⁵⁴ F. Simon,^{34,57} Y.-S. Sohn,⁶⁷ A. Sokolov,¹⁹ E. Solovieva,²¹ M. Starič,²² M. Steder,⁷ T. Sumiyoshi,⁶²
 U. Tamponi,^{20,63} N. Taniguchi,¹² G. Tatishvili,⁴⁷ Y. Teramoto,⁴⁶ K. Trabelsi,^{12,9} M. Uchida,⁶¹ T. Uglov,^{21,37}
 Y. Unno,¹⁰ S. Uno,^{12,9} Y. Usov,⁴ C. Van Hulse,¹ P. Vanhoefer,³⁴ G. Varner,¹¹ A. Vinokurova,⁴ V. Vorobyev,⁴
 M. N. Wagner,⁸ B. Wang,⁶ C. H. Wang,⁴² M.-Z. Wang,⁴³ P. Wang,¹⁷ Y. Watanabe,²³ K. M. Williams,⁶⁴
 E. Won,²⁸ J. Yamaoka,⁴⁷ S. Yashchenko,⁷ Y. Yook,⁶⁷ Z. P. Zhang,⁵⁰ V. Zhilich,⁴ V. Zhulanov,⁴ and A. Zupanc²²

(The Belle Collaboration)

¹University of the Basque Country UPV/EHU, 48080 Bilbao

²Beihang University, Beijing 100191

³University of Bonn, 53115 Bonn

⁴Budker Institute of Nuclear Physics SB RAS and Novosibirsk State University, Novosibirsk 630090

⁵Faculty of Mathematics and Physics, Charles University, 121 16 Prague

⁶University of Cincinnati, Cincinnati, Ohio 45221

⁷Deutsches Elektronen-Synchrotron, 22607 Hamburg

⁸Justus-Liebig-Universität Gießen, 35392 Gießen

⁹The Graduate University for Advanced Studies, Hayama 240-0193

¹⁰Hanyang University, Seoul 133-791

¹¹University of Hawaii, Honolulu, Hawaii 96822

¹²High Energy Accelerator Research Organization (KEK), Tsukuba 305-0801

¹³IKERBASQUE, Basque Foundation for Science, 48013 Bilbao

¹⁴Indian Institute of Technology Bhubaneswar, Satya Nagar 751007

¹⁵Indian Institute of Technology Guwahati, Assam 781039

¹⁶Indian Institute of Technology Madras, Chennai 600036

¹⁷Institute of High Energy Physics, Chinese Academy of Sciences, Beijing 100049

¹⁸Institute of High Energy Physics, Vienna 1050

¹⁹Institute for High Energy Physics, Protvino 142281

²⁰INFN - Sezione di Torino, 10125 Torino

²¹Institute for Theoretical and Experimental Physics, Moscow 117218

arXiv:1501.01702v3 [hep-ex] 21 Jun 2015

- ²²*J. Stefan Institute, 1000 Ljubljana*
- ²³*Kanagawa University, Yokohama 221-8686*
- ²⁴*Institut für Experimentelle Kernphysik, Karlsruher Institut für Technologie, 76131 Karlsruhe*
- ²⁵*Kennesaw State University, Kennesaw GA 30144*
- ²⁶*Department of Physics, Faculty of Science, King Abdulaziz University, Jeddah 21589*
- ²⁷*Korea Institute of Science and Technology Information, Daejeon 305-806*
- ²⁸*Korea University, Seoul 136-713*
- ²⁹*Kyungpook National University, Daegu 702-701*
- ³⁰*École Polytechnique Fédérale de Lausanne (EPFL), Lausanne 1015*
- ³¹*Faculty of Mathematics and Physics, University of Ljubljana, 1000 Ljubljana*
- ³²*Luther College, Decorah, Iowa 52101*
- ³³*University of Maribor, 2000 Maribor*
- ³⁴*Max-Planck-Institut für Physik, 80805 München*
- ³⁵*School of Physics, University of Melbourne, Victoria 3010*
- ³⁶*Moscow Physical Engineering Institute, Moscow 115409*
- ³⁷*Moscow Institute of Physics and Technology, Moscow Region 141700*
- ³⁸*Graduate School of Science, Nagoya University, Nagoya 464-8602*
- ³⁹*Kobayashi-Maskawa Institute, Nagoya University, Nagoya 464-8602*
- ⁴⁰*Nara Women's University, Nara 630-8506*
- ⁴¹*National Central University, Chung-li 32054*
- ⁴²*National United University, Miao Li 36003*
- ⁴³*Department of Physics, National Taiwan University, Taipei 10617*
- ⁴⁴*H. Niewodniczanski Institute of Nuclear Physics, Krakow 31-342*
- ⁴⁵*Niigata University, Niigata 950-2181*
- ⁴⁶*Osaka City University, Osaka 558-8585*
- ⁴⁷*Pacific Northwest National Laboratory, Richland, Washington 99352*
- ⁴⁸*Peking University, Beijing 100871*
- ⁴⁹*University of Pittsburgh, Pittsburgh, Pennsylvania 15260*
- ⁵⁰*University of Science and Technology of China, Hefei 230026*
- ⁵¹*Seoul National University, Seoul 151-742*
- ⁵²*Soongsil University, Seoul 156-743*
- ⁵³*Sungkyunkwan University, Suwon 440-746*
- ⁵⁴*School of Physics, University of Sydney, NSW 2006*
- ⁵⁵*Department of Physics, Faculty of Science, University of Tabuk, Tabuk 71451*
- ⁵⁶*Tata Institute of Fundamental Research, Mumbai 400005*
- ⁵⁷*Excellence Cluster Universe, Technische Universität München, 85748 Garching*
- ⁵⁸*Toho University, Funabashi 274-8510*
- ⁵⁹*Tohoku University, Sendai 980-8578*
- ⁶⁰*Department of Physics, University of Tokyo, Tokyo 113-0033*
- ⁶¹*Tokyo Institute of Technology, Tokyo 152-8550*
- ⁶²*Tokyo Metropolitan University, Tokyo 192-0397*
- ⁶³*University of Torino, 10124 Torino*
- ⁶⁴*CNP, Virginia Polytechnic Institute and State University, Blacksburg, Virginia 24061*
- ⁶⁵*Wayne State University, Detroit, Michigan 48202*
- ⁶⁶*Yamagata University, Yamagata 990-8560*
- ⁶⁷*Yonsei University, Seoul 120-749*

(Dated: August 15, 2019)

Abstract

We report the measurement of the direct CP asymmetry in the radiative $\bar{B} \rightarrow X_{s+d}\gamma$ decay using a data sample of $(772 \pm 11) \times 10^6$ $B\bar{B}$ pairs collected at the $\Upsilon(4S)$ resonance with the Belle detector at the KEKB asymmetric-energy e^+e^- collider. The CP asymmetry is measured as a function of the photon energy threshold. For $E_\gamma^* \geq 2.1$ GeV, where E_γ^* is the photon energy in the center-of-mass frame, we obtain $\mathcal{A}_{CP}(\bar{B} \rightarrow X_{s+d}\gamma) = (2.2 \pm 3.9 \pm 0.9)\%$, consistent with the Standard Model prediction.

PACS numbers: 11.30.Er, 13.25.Hw

The radiative electroweak transitions $b \rightarrow s\gamma$ and $b \rightarrow d\gamma$ proceed via flavor-changing neutral currents involving loop diagrams. These decays are sensitive to possible contributions from new heavy particles occurring in the loop, which modify the branching fractions and CP -violating effects predicted in the Standard Model (SM). The decay rates, including QCD corrections, can be expressed by an effective Hamiltonian and calculated using the Operator Product Expansion approach. In the leading and next-to-leading order logarithmic approximation, the branching fractions and CP asymmetries are proportional to the dipole operators P_7 and P_8 [1]. New physics effects would modify the corresponding Wilson coefficients C_7 and C_8 .

The CP asymmetry (\mathcal{A}_{CP}) in $\bar{B} \rightarrow X_{s+d}\gamma$ decays is defined as:

$$\mathcal{A}_{CP}(\bar{B} \rightarrow X_{s+d}\gamma) \equiv \frac{\Gamma(\bar{B} \rightarrow X_{s+d}\gamma) - \Gamma(B \rightarrow X_{\bar{s}+\bar{d}}\gamma)}{\Gamma(\bar{B} \rightarrow X_{s+d}\gamma) + \Gamma(B \rightarrow X_{\bar{s}+\bar{d}}\gamma)}, \quad (1)$$

where $\Gamma(\bar{B} \rightarrow X_{s+d}\gamma)$ represents the decay rate of the \bar{B}^0 or B^- meson into the radiative final state. In the following, charge-conjugate states are included implicitly. The X_{s+d} states represent all possible hadronic final states derived from $b \rightarrow s\gamma$ or $b \rightarrow d\gamma$ transitions. The SM predicts \mathcal{A}_{CP} for these two transitions in the ranges $-0.6\% \leq \mathcal{A}_{CP}(\bar{B} \rightarrow X_s\gamma) \leq 2.8\%$ and $-62\% \leq \mathcal{A}_{CP}(\bar{B} \rightarrow X_d\gamma) \leq 14\%$ [2]. Even though the individual CP -violating effects could be large, the CP -violating contributions cancel when both are considered inclusively due to CKM unitarity, and the theory errors cancel almost perfectly except for small U -spin breaking corrections [3], additionally, the inclusive asymmetry is insensitive to the choice of photon energy cutoff [4]. This precise SM prediction of $\mathcal{A}_{CP}(\bar{B} \rightarrow X_{s+d}\gamma)=0$, serves as a clean test for new CP -violating phases acting in the decays. New physics (NP) scenarios such as supersymmetric models with minimal flavor violation predict $\mathcal{A}_{CP}(\bar{B} \rightarrow X_{s+d}\gamma)$ up to a level of $+2\%$. In more generic NP scenarios, the asymmetries $\mathcal{A}_{CP}(\bar{B} \rightarrow X_s\gamma)$ and $\mathcal{A}_{CP}(\bar{B} \rightarrow X_d\gamma)$ do not cancel and $\mathcal{A}_{CP}(\bar{B} \rightarrow X_{s+d}\gamma)$ is the most sensitive observable, with values as large as 10% [3].

Previous measurements of $\mathcal{A}_{CP}(\bar{B} \rightarrow X_{s+d}\gamma)$ have been performed by CLEO [5] and BaBar [6] and are statistically limited. Belle has performed a measurement of the inclusive branching fraction [7]. The asymmetry $\mathcal{A}_{CP}(\bar{B} \rightarrow X_s\gamma)$ has been measured separately as the sum of exclusive decays [8, 9]. In this letter, we present

the first Belle measurement of $\mathcal{A}_{CP}(\bar{B} \rightarrow X_{s+d}\gamma)$. We profit from the large data sample available at Belle to achieve a higher statistical precision.

The states X_{s+d} include resonant contributions such as $K^*(892)$, ρ and ω , and non-resonant contributions. In order to be sensitive to all X_{s+d} states, the selection is based on the high-energy-photon signature of the transition, *i.e.* the radiated photon is the only reconstructed particle from the $\bar{B} \rightarrow X_{s+d}\gamma$ decay. While this approach does not exclude explicitly possible contributions from $\bar{B} \rightarrow X_c\gamma$ or $\bar{B} \rightarrow X_u\gamma$ decays, such contributions are very small in the SM [10] and will be neglected in this analysis. To tag the signal B flavor, we use the fact that B mesons are produced in pairs from the reaction $e^+e^- \rightarrow \Upsilon(4S) \rightarrow B\bar{B}$. The flavor of the signal B meson is determined by tagging the flavor of the other B in the event, using a charged lepton (e, μ) consistent with the semileptonic decay of the other B . The B flavor and lepton charge in semileptonic decays are directly related.

Since the expected CP violation is very small and precisely calculable, all effects that could bias the measurement must be carefully quantified. A measurement bias is introduced if the selection procedure, track reconstruction, or particle identification favors a particular charge. These effects are quantified in different control samples. In this analysis, we also test the independence of \mathcal{A}_{CP} with respect to the choice of cutoff energy, by measuring it as a function of the photon energy threshold.

This analysis uses the 711 fb^{-1} sample recorded at the $\Upsilon(4S)$ resonance by the Belle experiment at the KEKB storage ring [11], containing $(772 \pm 11) \times 10^6$ $B\bar{B}$ pairs. An 89 fb^{-1} sample recorded at a center-of-mass (CM) energy 60 MeV below the resonance is used to study continuum background ($e^+e^- \rightarrow q\bar{q}$, where $q = u, d, s, c$); the former sample is denoted on-resonance and the latter off-resonance. The Belle detector is a large-solid-angle magnetic spectrometer that consists of a silicon vertex detector (SVD), a 50-layer central drift chamber (CDC), an array of aerogel threshold Cerenkov counters (ACC), a barrel-like arrangement of time-of-flight scintillation counters (TOF), and an electromagnetic calorimeter comprised of CsI(Tl) crystals (ECL) located inside a super-conducting solenoid coil that provides a 1.5 T magnetic field. An iron flux-return located outside of the coil is instrumented to detect K_L^0 mesons and to identify muons (KLM). The detector is described in detail elsewhere [12].

Monte Carlo (MC) simulation samples were generated to study continuum background, $B\bar{B}$ decays and $\bar{B} \rightarrow X_s \gamma$ signal events. The size of the $B\bar{B}$ MC sample is equivalent to ten times the integrated luminosity of the data. The size of the continuum MC sample corresponds to the integrated luminosity of the on-resonance sample. The generation of the signal $\bar{B} \rightarrow X_s \gamma$ decays follows the theoretical prediction of the Kagan-Neubert model [13] with parameters $m_b = 4.574$ GeV and $\mu_\pi^2 = 0.459$ GeV² representing the b -quark mass and mean kinetic energy. The signal sample contains 2.6 million $\bar{B} \rightarrow X_s \gamma$ events, which corresponds roughly to five times the number expected in data. The $B\bar{B}$ and $\bar{B} \rightarrow X_s \gamma$ MC samples included B^0 - \bar{B}^0 mixing.

In this analysis, tracks passing very far from the interaction point or compatible with a low-momentum particle reconstructed multiple times as it spirals in the CDC are excluded. For photons, minimum energies of 100 MeV, 150 MeV and 50 MeV, respectively, are required in the forward, backward and barrel regions of ECL, defined in Ref. [12]. These requirements suppress low-energy photons resulting from particle interactions with detector material or the beam pipe. All particles are used to calculate kinematic and topological variables.

The signal photon candidates are selected as connected clusters of ECL crystals in the polar angle $32.2^\circ \leq \theta_\gamma \leq 128.7^\circ$ with a CM energy $1.4 \text{ GeV} \leq E_\gamma^* \leq 4.0 \text{ GeV}$. The polar angle is measured from the z axis that is collinear with the positron beam. The ratio of the energy deposit in the central 3×3 crystals to that in the central 5×5 crystals must be larger than 90%. Photons from the decays $\pi^0(\eta) \rightarrow \gamma\gamma$ are rejected by using a veto based on the photon energy, polar angle and the reconstructed diphoton mass, as described in Ref. [14]. The signal region includes photons with CM energy $1.7 \text{ GeV} \leq E_\gamma^* \leq 2.8 \text{ GeV}$; the sidebands $E_\gamma^* < 1.7 \text{ GeV}$ and $E_\gamma^* > 2.8 \text{ GeV}$ are used to study the normalization of $B\bar{B}$ and continuum background components, respectively.

The lepton candidates used for tagging (tag lepton) are reconstructed as tracks in the SVD and CDC. We limit the impact parameters along the z axis to $|dz| \leq 2$ cm and $dr \leq 0.5$ cm, require at least one hit in the SVD, and choose a momentum range in the CM frame of $1.10 \text{ GeV} \leq p_\ell^* \leq 2.25 \text{ GeV}$. The upper-momentum bound reduces continuum background as it is near the kinematic limit for leptons from B decays. The lower bound ensures that most of the selected leptons originate directly from a B meson, which is important for flavor tagging. Electron candidates are identified by constructing a likelihood ratio based on the matching of the cluster in the ECL and the extrapolated track, the ratio between its energy and momentum, the shower shape in the ECL, the energy loss in the CDC, and the light yield in the ACC. The polar angle requirement for electrons is $18^\circ \leq \theta_e \leq 150^\circ$. Muon identification uses a likelihood ratio determined from the range of the track and the nor-

malized transverse deviations between the track and the KLM hits associated to it. The polar angle requirement for muons is $25^\circ \leq \theta_\mu \leq 145^\circ$.

After this initial selection, the sample is dominated by continuum background, which constitutes 77% of the total yield; the signal component amounts only to 1% as can be seen in Fig. 1(a). To suppress the continuum background, we use a Boosted Decision Tree (BDT), that is trained to achieve the best discrimination between continuum and signal events. Eighteen kinematic, event shape and isolation variables are used as input for the BDT: eleven Fox-Wolfram moments [15], constructed in three sets in which (1) all particles in the event are used, (2) the signal photon is excluded and (3) both signal photon and tag lepton are excluded; the magnitude and direction of the event's thrust vector; the distance between the photon cluster and the closest extrapolated position of a charged particle at the ECL surface; the angle between the directions of the photon and tag lepton; the RMS width of the photon cluster; the scalar sum of the transverse momenta of all reconstructed particles; and the square of the missing four-momentum, calculated as the difference between the total beam energy and the momenta of all reconstructed particles. The BDT is trained using continuum and $\bar{B} \rightarrow X_s \gamma$ MC samples. The selection criterion on the BDT output classifier variable is chosen to minimize the expected statistical uncertainty on \mathcal{A}_{CP} . The BDT classifier distribution and selection criterion are shown in Fig. 2. The photon spectrum after continuum suppression is shown in Fig. 1(b) for MC and on-resonance data, in this plot we include statistical uncertainties and systematic uncertainties that come from calibration and normalization factors, that cancel in the measurement of \mathcal{A}_{CP} .

After the selection, in the region $1.7 \text{ GeV} \leq E_\gamma^* \leq 2.8 \text{ GeV}$, we find 21400 (21608) events tagged with a positive (negative) lepton in the on-resonance sample and 2623 ± 140 (2728 ± 143) events tagged with a positive (negative) lepton in the off-resonance sample. The off-resonance events are corrected as they have, on average, lower particle energies and multiplicities due to the lower CM energy. Additionally, the off-resonance yield is scaled to take into account the difference in luminosities and cross-sections.

The signal fraction is 21.2% while the continuum background fraction is 12.4%. The $B\bar{B}$ background contains photons from several processes. The dominant sources are photons from $\pi^0 \rightarrow \gamma\gamma$ decays, which make up 49.5% of the total yield and photons from $\eta \rightarrow \gamma\gamma$, contributing 7.9%. Photons from beam background are 2.2% of the total contribution. Electrons and hadrons misidentified as photons are small contributions of 0.8% and 0.2%, respectively. Other photons, mainly from decays of ω , η' and J/ψ mesons, and bremsstrahlung, including final state radiation [16], comprise the remaining 5.8%. The $\bar{B} \rightarrow X_{s+d} \gamma$ signal is obtained by subtracting the contin-

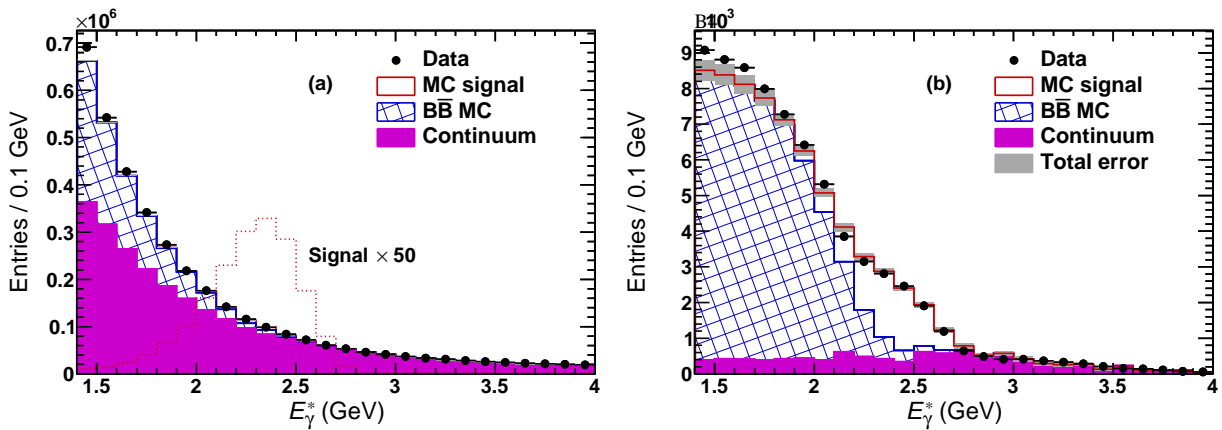


FIG. 1: Photon energy spectrum in the CM frame showing on-resonance data, off-resonance data for continuum, and MC simulation. The spectrum is shown (a) before and (b) after continuum suppression. In (a), the MC signal is additionally plotted scaled a factor of fifty to show its expected position. In (b), the MC error includes statistical and systematic uncertainties coming from calibration and normalization factors that cancel in the measurement of \mathcal{A}_{CP} .

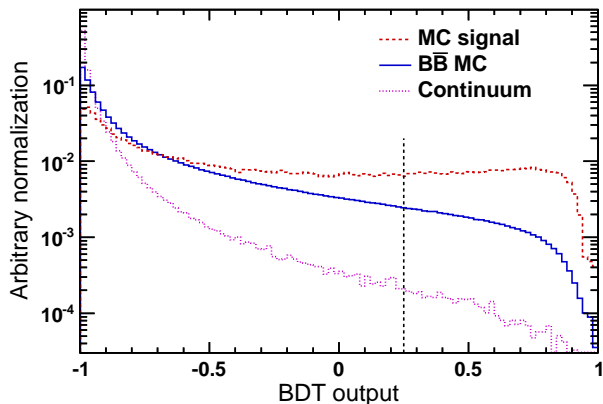


FIG. 2: Output of the BDT. The continuum distribution corresponds to off-resonance data. The vertical line denotes the minimum requirement on this variable.

uum and $B\bar{B}$ contributions. The $B\bar{B}$ background components are calibrated using data, as described below. All corrections and calibrations applied to MC and off-resonance data are determined and performed independently of the tag charge. The subtraction of background is done for each charge individually.

The rejection of events containing π^0 or η will fail in cases where the decay is very asymmetric and the second photon has an energy below the threshold, making the reconstruction of the π^0 or η impossible. To properly normalize these components, the veto is removed and, for each combination of the prompt photon with another photon in the event, the diphoton mass $m_{\gamma\gamma}$ is calculated. A fit to the π^0 and η masses is performed to estimate the number of these mesons in data and MC. The fit is performed in eleven meson momentum bins between 1.4 and 2.6 GeV and the ratio of data to MC yields is used

as a correction factor.

Some background components have a non-vanishing direct CP asymmetry that could impact our measurement. Most have negligible contributions to the decay rate except for $B \rightarrow X_s \eta$ decays, which comprises 1.2% of the rate according to the MC prediction, with a branching fraction $\mathcal{B}(B \rightarrow X_s \eta) = (26.1 \pm 3.0^{+1.9+4.0}_{-2.1-7.1}) \times 10^{-5}$ and a CP asymmetry $\mathcal{A}_{CP}(B \rightarrow X_s \eta) = (-13 \pm 5)\%$ measured by Belle [17]. The MC is corrected to model this effect properly.

The $\bar{B} \rightarrow X_{s+d} \gamma$ photon energy spectrum for positive and negative tagged events after subtracting all the background is shown in Fig. 3. The measured asymmetry, $\mathcal{A}_{CP}^{\text{meas}}$, is calculated using Eq. (1) expressed in terms of the charge-flavor correlation: $\mathcal{A}_{CP}^{\text{meas}} = \frac{N^+ - N^-}{N^+ + N^-}$. Here, N^+ and N^- represent the total number of events tagged by a positive or negative lepton for a given photon energy threshold. The energy thresholds range from 1.7 to 2.2 GeV.

The measured values must be corrected due to possible asymmetries in the $B\bar{B}$ background that is subtracted (\mathcal{A}_{bkg}) and possible asymmetries in the detection of leptons \mathcal{A}_{det} . An additional correction arises from the probability that the reconstructed lepton has a wrong charge-flavor correlation, the so-called wrong-tag probability (ω). The corrected asymmetry is given by:

$$\mathcal{A}_{CP} = \frac{1}{1 - 2\omega} (\mathcal{A}_{CP}^{\text{meas}} - \mathcal{A}_{\text{bkg}} - \mathcal{A}_{\text{det}}). \quad (2)$$

The correction \mathcal{A}_{det} accounts for a possible asymmetry in the identification efficiency between positive and negative charged leptons (\mathcal{A}_{LID}) and a possible asymmetry between the reconstruction of positive and negative tracks ($\mathcal{A}_{\text{track}}$). \mathcal{A}_{LID} is determined using a $B \rightarrow X J/\psi(\ell^+ \ell^-)$ sample, where the selection efficiencies of positively and

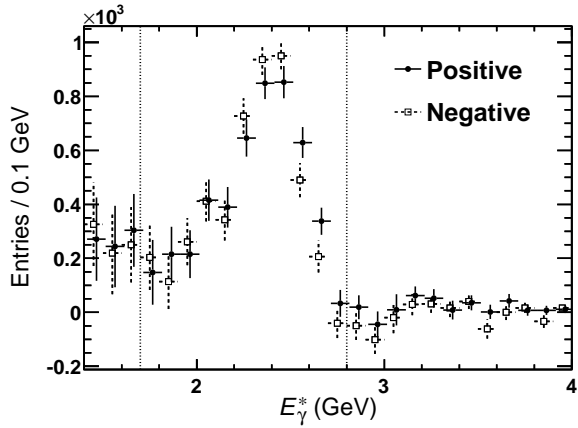


FIG. 3: The photon energy spectrum in the CM system after subtracting all the background, with vertical dashed lines showing the signal region. The positive tagged events are shown as circles and the negative as squares. Statistical and systematic uncertainties are included.

negatively charged electrons and muons are determined by performing fits to the invariant dilepton mass $m_{\ell\ell}$ for singly- and doubly-identified lepton candidates. The asymmetry is calculated as: $\mathcal{A}_{\text{LID}} = \frac{\varepsilon^+ - \varepsilon^-}{\varepsilon^+ + \varepsilon^-}$. This measurement is performed in the full kinematic region, in eleven laboratory-frame momentum bins and eight polar-angle bins. The asymmetries for electrons and muons are measured to be $\mathcal{A}_{\text{LID}}(e) = (0.26 \pm 0.14)\%$ and $\mathcal{A}_{\text{LID}}(\mu) = (-0.03 \pm 0.03)\%$, and average to $\mathcal{A}_{\text{LID}} = (0.11 \pm 0.07)\%$. The asymmetry $\mathcal{A}_{\text{track}}$ is measured with partially and fully reconstructed D^* with $D^* \rightarrow \pi D^0$, $D^0 \rightarrow \pi\pi K_S^0$, $K_S^0 \rightarrow \pi^+\pi^-$ decays, to be $\mathcal{A}_{\text{track}} = (-0.01 \pm 0.21)\%$. The total detector-related asymmetry is $\mathcal{A}_{\text{det}} = (0.10 \pm 0.22)\%$.

We measure \mathcal{A}_{bkg} in the low-energy sideband $E_\gamma^* \leq 1.7$ GeV. The asymmetries measured in data and MC are $\mathcal{A}_{\text{bkg}}(\text{data}) = (-0.14 \pm 0.78)\%$ and $\mathcal{A}_{\text{bkg}}(\text{MC}) = (-0.26 \pm 0.21)\%$, which are consistent with zero within uncertainties. The asymmetry in the $B\bar{B}$ data is taken as a correction to \mathcal{A}_{CP} . Since this is an asymmetry in the $B\bar{B}$ background, the correction is proportional to the ratio of $B\bar{B}$ to signal events in the signal region, the ratios are taken from MC simulation.

The wrong-tag probability has contributions from $B^0\bar{B}^0$ oscillations (ω_{osc}), secondary leptons (ω_{sec}) and misidentified hadrons (ω_{misID}) and is given by $\omega = \omega_{\text{osc}} + \omega_{\text{sec}} + \omega_{\text{misID}}$. The oscillation term is equal to the product of the mixing probability in the $B^0\bar{B}^0$ system $\chi_d = 0.1875 \pm 0.0020$ [18], the fraction of neutral B mesons from the $\Upsilon(4S)$ decay, $f_{00} = 0.487 \pm 0.006$ [18], and the fraction of leptons coming directly from a B decay, which is estimated to be 91.1% from MC, resulting in $\omega_{\text{osc}} = 0.0832 \pm 0.0015$. Secondary leptons are true leptons that do not come directly from a B me-

son but rather from one of its decay daughters. We find $\omega_{\text{sec}} = 0.0431 \pm 0.0036$; this value is estimated from MC and the error based on the precision with which the $B \rightarrow DX$ and $D \rightarrow Xl\nu$ branching fractions are measured. Misidentified hadrons give the smallest contribution and consist of π and K mesons faking a muon and, to a lesser extent, an electron. The corresponding wrong-tag probability is estimated from MC, where the fraction of misidentified hadrons is determined by studying $D^{*+} \rightarrow D^0(K^-\pi^+)\pi^+$ decays. After applying the same selection criteria for π and K candidates as for tag leptons, the fraction of hadrons passing the selection in the MC is corrected and we obtain $\omega_{\text{misID}} = 0.0069 \pm 0.0034$. The total wrong-tag probability value is $\omega = 0.1332 \pm 0.0052$.

The asymmetries \mathcal{A}_{det} and \mathcal{A}_{bkg} are the dominant uncertainties on \mathcal{A}_{CP} and are additive. An additional multiplicative systematic uncertainty arises from the wrong-tag probability, leading to a relative uncertainty $\Delta\mathcal{A}_{CP}/\mathcal{A}_{CP} = 0.01$, much less than the additive uncertainties.

Finally, as some background events remain in the low energy range after subtraction, we scale the $B\bar{B}$ component to match the data yield below 1.7 GeV and recalculate \mathcal{A}_{CP} . The difference between this value and the nominal is taken as an additional systematic uncertainty.

In Table I, the measured and corrected values of \mathcal{A}_{CP} are summarized for 0.1 GeV steps in the E_γ^* threshold from 1.7 to 2.2 GeV, with a E_γ^* upper bound of 2.8 GeV. The statistical and systematic uncertainties are summarized in Table II. The statistical precision is improved in comparison to previous measurements [5, 6]; it is, however, the limiting factor in the measurement and is affected by the size of the continuum sample. As an example, for the 1.7 GeV threshold, the total 4.4% statistical uncertainty incorporates a 3.0% contribution from $\Upsilon(4S)$ data and 3.1% from off-resonance data. The dominant systematic uncertainty arises from the asymmetry in the $B\bar{B}$ background. The asymmetry is consistent with zero across the different photon energy thresholds.

In conclusion, we have measured the direct CP asymmetry $\mathcal{A}_{CP}(\bar{B} \rightarrow X_{s+d}\gamma)$. The measurement is performed using $(772 \pm 11) \times 10^6$ $B\bar{B}$ pairs for photon energy thresholds between 1.7 and 2.2 GeV. As a nominal result we choose the 2.1 GeV threshold since it has a low uncertainty and keeps a large fraction of signal events: $\mathcal{A}_{CP}(\bar{B} \rightarrow X_{s+d}\gamma) = (2.2 \pm 3.9 \pm 0.9)\%$, consistent with the SM prediction. This is the first Belle measurement of this asymmetry and the most precise to date.

We thank the KEKB group for excellent operation of the accelerator; the KEK cryogenics group for efficient solenoid operations; and the KEK computer group, the NII, and PNNL/EMSL for valuable computing and SINET4 network support. We acknowledge support from MEXT, JSPS and Nagoya's TLPRC (Japan); ARC (Australia); FWF (Austria); NSFC (China); MSMT

TABLE I: CP asymmetry, in percent, for different photon energy thresholds, the E_γ^* kinematic limit is 2.8 GeV. For the measured asymmetry, only the statistical uncertainty is shown; for the corrected asymmetry \mathcal{A}_{CP} , statistical and systematic uncertainties are given. The ratio B/S represents the ratio in the number of $B\bar{B}$ to signal events that is used to scale the asymmetry \mathcal{A}_{bkg} . An additional systematic uncertainty related to the wrong-tag probability is not explicitly listed but is taken into account in the total uncertainty; its relative value is 1%. The systematic contributions are added in quadrature.

E_γ^* (thresh.)	$\mathcal{A}_{CP}^{\text{meas}}$	B/S	\mathcal{A}_{bkg}	\mathcal{A}_{det}	MC stats.	$B\bar{B}$ norm.	\mathcal{A}_{CP}
1.7 GeV	1.3 ± 3.1	3.20	-0.4 ± 2.5	0.1 ± 0.2	± 0.8	± 0.5	$2.2 \pm 4.3 \pm 3.5$
1.8 GeV	2.0 ± 3.0	2.41	-0.3 ± 1.9	0.1 ± 0.2	± 0.7	± 0.1	$3.0 \pm 4.1 \pm 2.7$
1.9 GeV	0.9 ± 2.9	1.70	-0.2 ± 1.3	0.1 ± 0.2	± 0.6	± 0.3	$1.4 \pm 4.0 \pm 1.9$
2.0 GeV	1.6 ± 2.8	1.10	-0.2 ± 0.9	0.1 ± 0.2	± 0.5	± 0.0	$2.2 \pm 3.8 \pm 1.3$
2.1 GeV	1.6 ± 2.9	0.65	-0.1 ± 0.5	0.1 ± 0.2	± 0.4	± 0.1	$2.2 \pm 3.9 \pm 0.9$
2.2 GeV	1.1 ± 2.9	0.38	-0.1 ± 0.3	0.1 ± 0.2	± 0.3	± 0.2	$1.4 \pm 3.9 \pm 0.6$

TABLE II: Absolute uncertainties in \mathcal{A}_{CP} , in percent. The systematic uncertainties are added in quadrature to yield the total.

E_γ^* thresh.	Statistical	Total systematic	\mathcal{A}_{det}	\mathcal{A}_{bkg}	MC stat.	$B\bar{B}$ norm.	Wrong tag
1.70 GeV	4.26	3.52	0.30	3.40	0.76	0.42	0.02
1.80 GeV	4.13	2.72	0.30	2.56	0.68	0.53	0.05
1.90 GeV	3.96	1.92	0.30	1.81	0.58	0.10	0.02
2.00 GeV	3.84	1.32	0.30	1.17	0.48	0.19	0.04
2.10 GeV	3.91	0.86	0.30	0.70	0.39	0.12	0.04
2.20 GeV	3.89	0.59	0.30	0.41	0.30	0.04	0.03

(Czechia); CZF, DFG, and VS (Germany); DST (India); INFN (Italy); MOE, MSIP, NRF, GSDC of KISTI, and BK21Plus (Korea); MNiSW and NCN (Poland); MES and RFAAE (Russia); ARRS (Slovenia); IKERBASQUE and UPV/EHU (Spain); SNSF (Switzerland); NSC and MOE (Taiwan); and DOE and NSF (USA).

93, 031803 (2004).

- [1] P. Gambino and M. Misiak, Nucl. Phys. B **611**, 338 (2001).
[2] M. Benzke, S. J. Lee, M. Neubert and G. Paz, Phys. Rev. Lett. **106**, 141801 (2011).
[3] T. Hurth, E. Lunghi and W. Porod, Nucl. Phys. B **704**, 56 (2005).
[4] A. L. Kagan and M. Neubert, Phys. Rev. D **58**, 094012 (1998).
[5] T. E. Coan *et al.* [CLEO Collaboration], Phys. Rev. Lett. **86**, 5661 (2001).
[6] J. P. Lees *et al.* [BaBar Collaboration], Phys. Rev. D **86**, 112008 (2012).
[7] A. Limosani *et al.* [Belle Collaboration], Phys. Rev. Lett. **103**, 241801 (2009).
[8] S. Nishida *et al.* [Belle Collaboration], Phys. Rev. Lett.

- [9] J. P. Lees *et al.* [BaBar Collaboration], Phys. Rev. D **90**, 092001 (2014).
[10] H. Y. Cheng, Phys. Rev. D **51**, 6228 (1995).
[11] S. Kurokawa and E. Kikutani, Nucl. Instrum. Methods Phys. Res. Sect. A **499**, 1 (2003), and other papers included in this Volume; T. Abe *et al.*, Prog. Theor. Exp. Phys. **2013**, 03A001 (2013) and following articles up to 03A011.
[12] A. Abashian *et al.*, Nucl. Instrum. Meth. A **479**, 117 (2002); also see detector section in J. Brodzicka *et al.*, Prog. Theor. Exp. Phys. **2012**, 04D001 (2012).
[13] A. L. Kagan and M. Neubert, Eur. Phys. J. C **7**, 5 (1999).
[14] P. Koppenburg *et al.* [Belle Collaboration], Phys. Rev. Lett. **93**, 061803 (2004).
[15] G. C. Fox and S. Wolfram, Phys. Rev. Lett. **41**, 1581 (1978).
[16] E. Barberio, B. van Eijk and Z. Was, Comput. Phys. Commun. **66**, 115 (1991).
[17] K. Nishimura *et al.* [Belle Collaboration], Phys. Rev. Lett. **105**, 191803 (2010).
[18] J. Beringer *et al.* [Particle Data Group], Phys. Rev. D **86**, 010001 (2012) and 2013 partial update for the 2014 edition.