

# Heralded quantum gates with integrated error detection in optical cavities

J. Borregaard,<sup>1</sup> P. Kómár,<sup>2</sup> E. M. Kessler,<sup>2,3</sup> A. S. Sørensen,<sup>1</sup> and M. D. Lukin<sup>2</sup>

<sup>1</sup>*The Niels Bohr Institute, University of Copenhagen,  
Blegdamsvej 17, DK-2100 Copenhagen Ø, Denmark*

<sup>2</sup>*Department of Physics, Harvard University, Cambridge, MA 02138, USA*

<sup>3</sup>*ITAMP, Harvard-Smithsonian Center for Astrophysics, Cambridge, MA 02138, USA*

(Dated: August 1, 2022)

We propose and analyze heralded quantum gates between qubits in optical cavities. They employ an auxiliary qubit to report if a successful gate occurred. In this manner, the errors, which would have corrupted a deterministic gate, are converted into a non-unity probability of success: once successful the gate has a much higher fidelity than a similar deterministic gate. Specifically, we describe that a heralded, near-deterministic controlled phase gate (CZ-gate) with the conditional error arbitrarily close to zero and the success probability that approaches unity as the cooperativity of the system,  $C$ , becomes large. Furthermore, we describe an extension to near-deterministic  $N$ -qubit Toffoli gate with a favorable error scaling. These gates can be directly employed in quantum repeater networks to facilitate near-ideal entanglement swapping, thus greatly speeding up the entanglement distribution.

PACS numbers: 03.67.Pp, 03.67.Hk, 03.67.Bg, 32.80.Qk, 42.50.Pq

Exploiting quantum systems for information processing offers many potential advantages over classical information processing. Highly secure quantum networks can be constructed with photons as information carriers [1–3], and computation devices employing quantum systems as logical units (qubits) are believed to have a fundamentally different computational power compared with their classical counterparts [4–6]. In the conventional approach, logic operations between qubits are mediated through deterministic quantum gates, each of which is realized with a small error probability.

One of the main challenges for the realization of functional quantum computers is to perform gates with sufficiently high quality so that the remaining errors can be suppressed by error correction codes, which makes the computation fault tolerant [7]. At the same time, applications to long distance quantum communication can be enabled by quantum repeaters, which combine probabilistic entanglement generation over short distances with subsequent entanglement connection steps [3]. For these protocols, the probabilistic nature of the entanglement generation is acceptable, but it is essential that high fidelity entanglement is achieved conditioned on a heralding measurement. Experimentally, such high fidelity entanglement is often much easier to implement and may be realized in situations where it is impossible to perform any quantum operations deterministically. Here we introduce a similar concept for gate operations and develop the concept of heralded quantum gates with integrated error detection. In the resulting gate, the infidelity, which would be present for a deterministic gate is converted into a failure probability, which is heralded by an auxiliary atom. Once successful, the resulting gate can have an arbitrarily small error. Such heralded gates could facilitate fault tolerant quantum computation since

detectable errors may be easier to correct than undetectable errors [8–10]. Alternatively it can be directly incorporated into quantum repeater architectures for long distance quantum communication.

Optical cavities are ideal for efficient conversion between the stationary gate qubits and flying qubits in the form of photons, something which is fundamental for quantum networks [11–13]. Quantum gates can, in principle, also be directly implemented in optical cavities [14], but the experimental requirements for doing this are very challenging due to the detrimental effect of spontaneous emission and cavity loss. The essential parameter quantifying this is the cooperativity of the atom-cavity system,  $C$ . It has been shown that directly implementing gates in optical cavities leads to a poor error scaling  $1 - F \propto 1/\sqrt{C}$ , where  $F$  is the fidelity of the gate [15, 16]. However, as a result of the integrated error detection, the heralded gates that we propose exhibit high fidelities when successful. This enables efficient entanglement swapping and removes the necessity of intermediate entanglement purification in quantum repeaters thus increasing the distribution rate significantly. Compared to using other deterministic, cavity based gates, an increase in the rate of two orders of magnitude can be achieved for modest cooperativities of 10 – 100 and a distance of 1000 km [17].

The basic idea is to use a heralding auxiliary atom in addition to qubit atoms in the same cavity. One of the atomic qubit states, e.g., state  $|1\rangle$  couples to the cavity mode while  $|0\rangle$  is completely uncoupled (see Fig. 1a). Such a system has previously been considered for quantum information processing in several papers, e.g., Refs. [16, 18–22]. If any of the qubit atoms is in state  $|1\rangle$  the cavity resonance is shifted compared to the bare cavity mode, which can be exploited to make a gate between

two or more qubits by reflecting single photons off the cavity [18]. The efficiency of such schemes, however, is limited by photon losses, inefficient detectors and non-ideal single photon sources [21, 22]. We circumvent these problems by introducing an auxiliary atom in the cavity to serve as both an intra-cavity photon source and a detector. As opposed to previous heralded gates in optical cavities, which relied on the null detection of photons leaving the cavity [23–25], the final heralding measurement on the atom can then be performed very efficiently.

In our approach, the auxiliary atom has two metastable states  $|g\rangle, |f\rangle$ , which can be coupled through an excited state  $|E\rangle$  (see Fig. 1a). We assume the  $|E\rangle \leftrightarrow |f\rangle$  transition to be energetically close to the cavity frequency and to be a nearly closed transition, so that we need to drive the  $|g\rangle \rightarrow |E\rangle$  transition, e.g. with a two-photon process, (see below). The gate can be understood through the phase evolution imposed on the atoms. By weakly driving the  $|g\rangle \leftrightarrow |E\rangle$  transition off-resonance, an AC stark shift is normally introduced on the level  $|g\rangle$ . If all the qubit atoms are in state  $|0\rangle$  we are, however, driving a resonant, cavity-assisted Raman transition between  $|g\rangle$  and  $|f\rangle$ , which does not give an AC stark shift (assuming that we are in the adiabatic limit  $\Omega^2/\Delta_E \ll \Delta_E$ ). If however, at least one qubit atom is in state  $|1\rangle$ , it changes the cavity resonance, and the AC stark shift persists. All states but the completely uncoupled qubit state  $|00\dots 0\rangle$  will thus acquire a phase, the magnitude of which depends on the length of the driving pulse. With an appropriate pulse length and simple single qubit rotations, we can use this to realize a general  $N$ -qubit Toffoli gate or a control-phase (CZ) gate.

Naively, the gates will be limited by errors originating from cavity decay and spontaneous emission from the atoms, which carry away information about the qubit state. These errors are, however, detectable since the auxiliary atom will be trapped in state  $|f\rangle$  if either a cavity excitation or an atomic excitation is lost. Conditioning on detecting the auxiliary atom in state  $|g\rangle$  at the end of the gate thus rules out the possibility of any dissipative quantum jumps having occurred during the gate. As a result, the conditional fidelity of the gate is greatly enhanced at the modest cost of a finite but potentially low failure probability.

Turning to error analysis, we now analyze the performance of the gates and derive the success probabilities, gate times and gate errors (see Tab. S1 in [26]) The Hamiltonian in a proper rotating frame is (see Fig. 1)

$$\hat{H} = \Delta_E |E\rangle\langle E| + g_f (\hat{a}|E\rangle\langle f| + H.c.) + \hat{V} + \hat{V}^\dagger + \sum_k \Delta_e |e\rangle_k \langle e| + g (\hat{a}|e\rangle_k \langle 1| + H.c.), \quad (1)$$

where  $k$  labels the qubit atoms ( $\hbar = 1$ ),  $2\hat{V} = \Omega |E\rangle\langle g|$  and we have assumed that all couplings ( $g, \Omega$ ) are real. We have defined  $\Delta_E = \omega_E - \omega_g - \omega_L$ , and  $\Delta_e =$

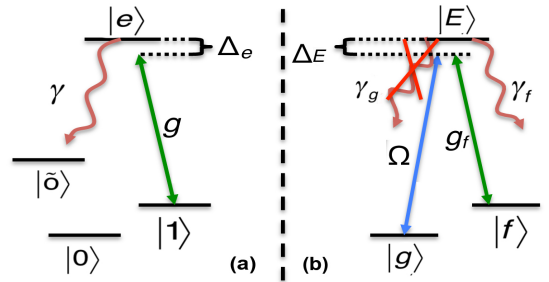


FIG. 1. (Color online) (a) Level structure of the qubit atoms. Only state  $|1\rangle$  couples to the cavity and we assume that the excited level decays to some level  $|\tilde{0}\rangle$ , possible identical to  $|f\rangle$  or  $|0\rangle$ . (b) Level structure of the auxiliary atom and the transitions driven by the weak laser ( $\Omega$ ) and the cavity ( $g_f$ ). We assume that  $|E\rangle \leftrightarrow |f\rangle$  is a closed transition, i.e.  $\gamma_g = 0$ .

$\omega_e - \omega_g - \omega_L + \omega_f - \omega_1$ , where  $\omega_L$  is the laser frequency and otherwise  $\omega_x$  is the frequency associated with level  $x$ . We describe the cavity decay and atomic spontaneous emission with Lindblad operators so that  $\hat{L}_0 = \sqrt{\kappa}\hat{a}$  corresponds to the cavity decay,  $\hat{L}_f = \sqrt{\gamma_f}|f\rangle\langle E|$  to the decay of the excited state of the auxiliary atom and  $\hat{L}_k = \sqrt{\gamma}|e\rangle_k \langle e|$  describes the decay of the excited qubit states to some arbitrary ground state  $|\tilde{0}\rangle$ . The nature of  $|\tilde{0}\rangle$  is not important for the dynamics of the gates and it may or may not coincide with  $|0\rangle$  or  $|1\rangle$ .

We assume a weak laser field justifying for a perturbative treatment of  $\hat{V}$  using the formalism of Ref. [27]. In the perturbative description we adiabatically eliminate the coupled excited states of the atoms and the cavity, which leads to an energy shift of the ground states but otherwise conserves them since the Hamiltonian cannot connect different unexcited states without decay. The dynamics are therefore described by an effective Hamiltonian,  $\hat{H}_{\text{eff}} = |g\rangle\langle g| \sum_n \Delta_n \hat{P}_n$  where

$$\Delta_n = \text{Re} \left\{ \frac{-\frac{\Omega^2}{4\gamma} ((\frac{\Delta_e}{\gamma} - i/2)i + 2nC)}{(2\frac{\Delta_e}{\gamma} - i)((2\frac{\Delta_E}{\gamma} - i)i/4 + C) + (2\frac{\Delta_E}{\gamma} - i)nC} \right\} \quad (2)$$

and  $\hat{P}_n$  projects on the states with  $n$  qubits in state  $|1\rangle$ . For simplicity, we have assumed that the auxiliary atom is identical to the qubit atoms such that  $g_f = g$  and  $\gamma_f = \gamma$  (see [26] for a more general treatment) and we have defined the cooperativity  $C = g^2/\gamma\kappa$ . We consider the limit  $C \gg 1$  and from Eq. (2) we find that the energy shift, in the case when all qubit atoms are in  $|0\rangle$ , becomes very small  $\Delta_0 \sim \Delta_E \Omega^2 / (16\gamma C^2) \rightarrow 0$ , i.e., the resonant Raman transition suppresses the AC stark shift as mentioned in the description above. On the contrary, for  $n > 0$ , the  $C$  in the nominator of  $\Delta_n$  shows that the coupling of the qubit atoms shifts the Raman transition out of resonance and as a result the AC stark shift  $\sim \Omega^2/\Delta_E$  persists. Furthermore, we find that in the effective evolution, errors caused by spontaneous emission or cavity

decay ( $\hat{L}_0, \hat{L}_f, \hat{L}_k$ ) project the system out of the effective space into orthogonal subspaces, which allows for an efficient error detection by measuring the ancilla atom.

The dynamics described by  $\hat{H}_{\text{eff}}$  can be used to implement a Toffoli gate. Assuming the qubit atoms to be on resonance ( $\Delta_e = 0$ ) and having  $\Delta_E \propto \gamma\sqrt{C}$  gives energy shifts  $\Delta_{n>0} \propto \Omega^2/(4\gamma\sqrt{C})$  while  $\Delta_0 \sim \mathcal{O}(C^{-3/2})$  since the resonant Raman transition suppresses the AC stark shift such that  $|00\dots 0\rangle$  is the only state, which remains unshifted. Provided there is no decay we can thus choose a gate time of  $t_T \sim 4\pi\sqrt{C}\gamma/\Omega^2$  to make a Toffoli gate. By conditioning on measuring the auxiliary atom in state  $|g\rangle$  at the end of the gate, the detectable errors from cavity decay and spontaneous emission only reduce the success probability instead of reducing the fidelity, as they would otherwise do. As a result, the fidelity of the gate is enhanced and now becomes limited by more subtle, undetectable errors (see Ref. [26]). The dominant one of these originates from the fact that the  $|g\rangle \rightarrow |f\rangle$  decay rate depends on the state of the qubits. This makes the conditional evolution change the probabilities of the qubit states. This error scales as  $1/C$ , which represents an improvement over the leading error in the case of deterministic cavity-assisted gates. The gate thus allows for high quality multiqubit gates in optical cavities. As we demonstrate in Ref. [26], the fidelity of this gate is lower bounded by  $1 - F \lesssim 0.3/C$ , with a success probability of  $P_s \sim 1 - 3/\sqrt{C}$ . However, for generic states, the fidelity can be markedly higher, and improving with increasing particle number  $N$  [26]

In the special case of only two qubits, the Toffoli gate is referred to as a CZ-gate, and in this case, we can even improve the gate to have an arbitrarily small error by combining it with single qubit rotations. For the general Toffoli gate discussed above, we needed  $\Delta_e = 0$  to ensure the correct phase evolution, but making the single qubit transformations  $|0\rangle \rightarrow e^{-i\Delta_0 t/2}|0\rangle$  and  $|1\rangle \rightarrow e^{-i(\Delta_1 - \Delta_0)t/2}|0\rangle$ , at the end of a driving pulse of length  $t_{\text{CZ}} = |\pi/(\Delta_2 - 2\Delta_1 + \Delta_0)|$ , ensures the right phase evolution of the CZ-gate without any constraints on  $\Delta_e$ . Hence, it is possible to tune  $\Delta_e$  such that we can eliminate the detrimental effect of having a qubit dependent decay rate,  $\Gamma_n$ , of  $|g\rangle \rightarrow |f\rangle$ . Choosing  $\Delta_E = \frac{7}{2}\sqrt{4C+1}$  and  $\Delta_e = \frac{1}{2}C\gamma^2/\Delta_E$  ensures  $\Gamma_0 = \Gamma_1 = \Gamma_2$ , and thus removes all dissipative errors from the heralded gate. The conditional error is then limited only by non-adiabatic effects, that can in principle be made arbitrarily small by reducing the driving strength. The success probability is  $1 - P_s \sim 6/\sqrt{C}$  in the limit  $C \gg 1$  (see Fig. 2a). We thus have a heralded two qubit gate with arbitrarily small error with a success probability that can approach 1 (it is possible to decrease the scaling factor of the probability from  $\sim 6$  to  $\sim 3.4$  at the expense of an error scaling as  $1/C$  by tuning  $\Delta_E, \Delta_e$ ). The general  $N$ -qubit Toffoli gate can not be made error-free due to the lack of free parameters to tune the decay rates of the different qubit

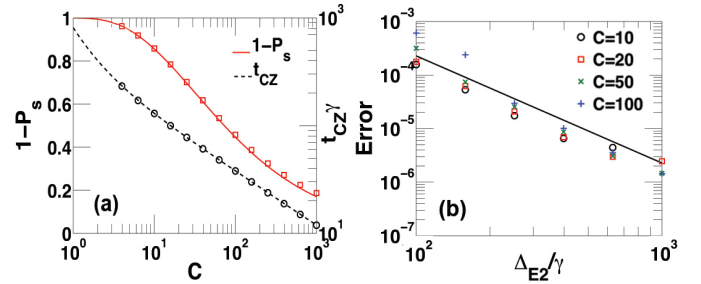


FIG. 2. (Color online)(a) Failure probability ( $1 - P_s$  - left axis) and gate time ( $t_{\text{CZ}}$  - right axis) as a function of the cooperativity ( $C$ ) for the CZ gate. The gate time is in units of the inverse linewidth  $1/\gamma$  of the qubit atoms. We have assumed a driving of  $\Omega = \sqrt{C}\gamma/4$ . (b) Gate error as a function of the detuning  $\Delta_{E2}$  in the two-photon-driven CZ-gate for  $C = 10, 20, 50$ , and  $100$ . We have assumed that  $\Omega_{\text{MW}} = 4\gamma C^{1/4}$  and that  $\gamma_g = \gamma$ . The gate error decreases as  $\gamma^2/\Delta_{E2}^2$  and is independent of  $C$ . We have assumed  $\Omega \sim \Delta_{E2}/8$  resulting in a gate time  $\sim 400/\gamma$ . Solid/dashed lines are analytical results and symbols are numerical simulations (see [26]). For both plots, we have assumed  $\kappa = 100\gamma$ .

states.

We now consider the gate time. The gate time of the Toffoli gate is  $t_T \sim 4\pi\sqrt{C}\gamma/\Omega^2$  and for the CZ-gate we have  $t_{\text{CZ}} \sim 15\pi\sqrt{C}\gamma/(2\Omega^2)$  for  $C \gg 1$ . Since  $t_{\text{CZ}} > t_T$  we focus on  $t_{\text{CZ}}$ . The gate time is set by the strength ( $\Omega$ ) of the driving pulse, i.e., stronger driving gives shorter gate time. On the other hand, we need a weak drive to suppress non-adiabatic effects and to ensure the validity of our perturbative treatment. The limitation on the drive strength is treated in detail in the supplemental material, where we also verify our analytical results by simulating the full master equation [26]. Assuming realistic parameters of  $\kappa = 100\gamma$  [21, 28], we find that a driving of  $\Omega = \sqrt{C}\gamma/4$  keeps the non-adiabatic error of the gate below  $4 \cdot 10^{-5}$  for  $C = 1 - 1000$ . The gate times decrease as  $1/\sqrt{C}$  as shown in Fig. 2a. For a cooperativity of  $100$  the gate time is  $\approx 1 \mu\text{s}$  for typical atomic decay rates. For  $C \sim C_{\text{max}} = 1600$  we cannot increase the driving anymore without increasing the non-adiabatic error. Thus for  $C \gtrsim C_{\text{max}}$  the gate time needs to increase as  $\sqrt{C}$  to suppress errors [26].

So far, we have assumed a model where there is no decay from  $|E\rangle \rightarrow |g\rangle$ . In real atoms, there will, however, always be some decay  $|E\rangle \rightarrow |g\rangle$  with a decay constant  $\gamma_g > 0$ . The result of such an undetectable decay is that both the CZ-gate and the Toffoli gate will have an error  $\sim \gamma_g/(\gamma\sqrt{C})$ , which could dominate the total infidelity. To make this error small, it is thus essential to suppress the branching ratio  $\gamma_g/\gamma$ . Below we show how one can suppress the branching ratio to an arbitrary level by driving the  $|g\rangle \rightarrow |E\rangle$  transition with a two photon process. As a result, we realize a CZ gate with an error arbitrary

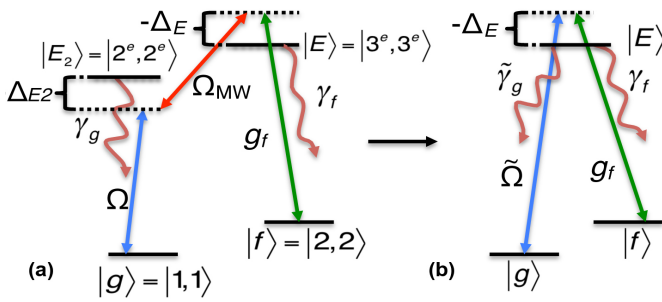


FIG. 3. (Color online) (a) Level structure of the auxiliary atom and the transitions driven by a weak laser ( $\Omega$ ), a microwave field ( $\Omega_{MW}$ ) and the cavity ( $g_f$ ). We assume that  $|E\rangle \leftrightarrow |f\rangle$  is a closed transition and, for simplicity, we also assume that  $|E_2\rangle \leftrightarrow |g\rangle$  is a closed transition but this is not a necessity. Here  $|r^{(e)}, r^{(e)}\rangle$  with  $r = 1, 2, 3$  refers to how the atom may be realized in the ( $5^2P_{3/2}$ ) states  $|F^{(e)} = r, m^{(e)} = r\rangle$   $5^2S_{1/2}$  of  $^{87}\text{Rb}$ . (b) Effective three-level atom realized by mapping the two-photon drive to give an effective decay rate  $\tilde{\gamma}_g$  and an effective drive  $\tilde{\Omega}$ .

close to zero and a Toffoli gate with an error scaling as  $1/C$  even for a realistic atomic system.

Specifically we think of a level structure for the auxiliary atom, shown in Fig. 3, where we still assume  $|E\rangle \leftrightarrow |f\rangle$  to be a closed transition. For simplicity, we have also assumed  $|E_2\rangle \leftrightarrow |g\rangle$  to be a closed transition. Such a level structure could, e.g. be realized in  $^{87}\text{Rb}$  as shown in Fig. 3. We assume that a microwave field couples the two excited states such that we can have a two photon transition from  $|g\rangle \rightarrow |E\rangle$  and that  $\Omega$  is small, allowing for a perturbative treatment of the coupling. Thus we can map the system to a simple three-level atom with levels  $|g\rangle, |E\rangle$  and  $|f\rangle$  and a decay rate  $\tilde{\gamma}_g$  and drive  $\tilde{\Omega}$  between  $|g\rangle$  and  $|E\rangle$ , determined by the two photon driving process as shown in Fig. 3. All the dynamics are thus similar to what we have already described for the simple three level atom except that we have the extra decay  $\tilde{\gamma}_g$  that introduces an error in the gates  $\sim (\tilde{\gamma}_g/\gamma)/\sqrt{C}$ , as previously described. In the limit  $C \gg 1$ , we find  $\tilde{\gamma}_g/\gamma \sim \frac{\gamma_g \Omega_{MW}^2}{4\gamma \Delta_{E2}^2}$ . Thus by increasing  $\Delta_{E2}$ , we can in principle make these errors arbitrarily small. The error of the CZ-gate for different  $\Delta_{E2}$  is shown in Fig. 2b, assuming an initial state of  $(|0\rangle + |1\rangle)^{\otimes 2}$ . Note that in order to prevent an increasing scattering probability of level  $|E_2\rangle$ , we need to have  $\Omega_{MW} \propto C^{1/4}$  resulting in a gate error that is independent of the cooperativity. [26]. The success probability and time of the gates are the same as before with  $\Omega \rightarrow \tilde{\Omega} \sim \frac{\Omega_{MW}\Omega}{2\Delta_{E2}}$ . With similar considerations about the validity of our perturbation [26] as before, we find that for realistic parameters, we can use  $\Omega = \Delta_{E2}/8, \Omega_{MW} \sim 4\gamma C^{1/4}$  resulting in a constant gate time of  $\sim 10 \mu\text{s}$  for typical atomic decay rates and  $C \lesssim 1000$ . Note that the ratio  $\gamma/\kappa$  will determine a  $C_{\max}$ , beyond which we need to decrease  $\Omega$  as  $1/C^{1/4}$  in order

to keep the error from non-adiabaticity constant, similar to the situation for the simple scheme. For  $C > C_{\max}$  the gate time will increase as  $\sqrt{C}$ .

As an example implementation, we consider ultra-cold  $^{87}\text{Rb}$  atoms coupled to nanophotonic cavities [21, 28]. There are some additional errors originating from the extra states in the  $^{87}\text{Rb}$  atoms that we have not included in our description so far. In Ref. [26], we show how these errors can be sufficiently suppressed and we find that with a detuning of  $\Delta_{E2} = 100\gamma$  and a cooperativity of  $C \approx 100$ , a heralded CZ gate with  $\sim 67\%$  success probability and a heralded error of  $\approx 10^{-3}$  can be realized in  $\approx 10 \mu\text{s}$  time. This justifies neglecting atomic decoherence which is typically much slower. Alternatively the gate can be implemented with atom-like solid-state qubits such as NV and SiV centers in diamond [phys-today]. These systems can exhibit closed transitions and long-lived electronic spin states which are the essential requirement for the gate [29], while high cooperativities are possible in diamond nanocavities [30]. A particular advantage of such system is due to long-lived nuclear spin degrees of freedom, which allows each of the color centers to act as a multi-qubit quantum network node [31]. By entangling electronic spins via the heralded gate described above, a high-fidelity, fully deterministic gate can subsequently be performed on qubits stored in nuclear spins [16].

As a particular application of the gate, we consider a quantum repeater where entanglement is first created in small segments (links), which are subsequently connected using entanglement swapping [32]. By organizing in a tree structure, the probabilistic nature of the gate can be efficiently circumvented. We find that the success rate of distributing entanglement across the total distance  $L$ , scales as  $\sim (L/L_0)^{1-\log_2(3/p)}$ , where  $p < 1$  is the success probability of the swap,  $L$  is the total distribution distance and  $L_0$  is the length between the links [17] (note that in the limit  $p \rightarrow 1$ , the above expression underestimates the rate, e.g., for  $p = 1$  the actual rate is  $\sim 3$  times faster for 128 links). This is a substantial improvement over direct transmission where the success rate scales exponentially with  $L$ . For a realization with nuclear spin memories where the swap can be performed deterministically the rate will scale even better as  $\sim \log_2(L/L_0)^{-1}$ . The above analysis assumes that  $L_0$  is kept fixed and the distribution distance is increased by adding more links. However, with no error-correction, the total number of links,  $N_{\max}$  should be kept below  $N_{\max} \sim -\log_2(F_{\text{final}})/(\epsilon_0 + \epsilon_g)$ , where  $F_{\text{final}}$  is the required fidelity of the final distributed pair and  $\epsilon_0, \epsilon_g \ll 1$  are the errors of the initial entanglement generation and the entanglement swapping respectively. Hence, in order to maintain the favorable scaling without resorting to time consuming purification, it is essential that the errors are kept small, which can be obtained with the heralded gate.

In conclusion, we have introduced a heralded two-qubit quantum gate with a conditional fidelity arbitrarily close to unity and an  $N$ -qubit Toffoli gate with an error scaling as  $1/C$  where  $C$  is the cooperativity. The gates have a built-in error detection process, which removes the necessity of extracting the error by the more complicated process of entanglement purification or quantum error correction. For quantum repeater protocols the heralded gate therefore allows using more intermediate swap-levels without having to introduce active entanglement purification. For realistic cooperativities  $C \lesssim 100$  we find that this increases the entanglement distribution by up to two orders of magnitude [17]. Our gate is designed for the specific case of optical cavities, and allows exploiting realistic systems for quantum communication, even though the error rate would inhibit this with deterministic gates. Similar advantages can be realised in other systems such as those based on circuit QED, where certain errors could be heralded and thus alleviate the daunting requirements of fault tolerant computation.

We thank Jeff Thompson for helpful discussions and gratefully acknowledge the support from the Lundbeck Foundation, NSF, CUA, DARPA, AFOSR MURI, and ARL. The research leading to these results has received funding from the European Research Council under the European Union's Seventh Framework Programme (FP/2007-2013) / ERC Grant Agreement n. 306576 and through SIQS (grant no. 600645) and QIOS (grant no. 306576).

- 
- [1] J. I. Cirac, P. Zoller, H. J. Kimble, and H. Mabuchi, *Phys. Rev. Lett.* **78**, 3221 (1997).
- [2] H. J. Kimble, *Nature* **453**, 1023 (2008).
- [3] L.-M. Duan, M. D. Lukin, J. I. Cirac, and P. Zoller, *Nature* **414**, 413 (2001).
- [4] T. D. Ladd, F. Jelezko, R. Laflamme, Y. Nakamura, C. Monroe, and J. L. O'Brien, *Nature* **464**, 45 (2010).
- [5] P. W. Shor, *SIAM J. Comput.* **26**, 1484 (1997).
- [6] R. P. Feynman, *Int. J. Theor. Phys.* **21**, 467 (1982).
- [7] E. Knill, R. Laflamme, and G. J. Milburn, *Nature* **409**, 46 (2000).
- [8] M. Grassl, T. Beth, and T. Pellizzari, *Phys. Rev. A* **56**, 33 (1997).
- [9] T. C. Ralph, A. J. F. Hayes, and A. Gilchrist, *Phys. Rev. Lett.* **95**, 100501 (2005).
- [10] M. Varnava, D. E. Browne, and T. Rudolph, *Phys. Rev. Lett.* **97**, 120501 (2006).
- [11] S. Ritter, C. Nölleke, C. Hahn, A. Reiserer, A. Neuzner, M. Uphoff, M. Mücke, E. Figueroa, J. Bochmann, and G. Rempe, *Nature* **484**, 195 (2012).
- [12] P. Kómár, E. M. Kessler, M. Bishof, L. Jiang, A. S. Sørensen, J. Ye, and M. D. Lukin, *Nature Physics* (2014), doi:10.1038/nphys3000.
- [13] S. Perseguers, G. J. Lapeyre Jr, D. Cavalcanti, M. Lewenstein, and A. Acín, *Rep. Prog. Phys.* **76**, 096001 (2013).
- [14] T. Pellizzari, S. A. Gardiner, J. I. Cirac, and P. Zoller, *Phys. Rev. Lett.* **75**, 3788 (1995).
- [15] M. J. Kastoryano, F. Reiter, and A. S. Sørensen, *Phys. Rev. Lett.* **106**, 090502 (2011).
- [16] A. S. Sørensen and K. Mølmer, *Phys. Rev. Lett.* **91**, 097905 (2003).
- [17] J. Borregaard, P. Kómár, E. M. Kessler, A. S. Sørensen, and M. D. Lukin, in preparation...
- [18] L.-M. Duan, B. Wang, and H. J. Kimble, *Phys. Rev. A* **72**, 032333 (2005).
- [19] L.-M. Duan and H. J. Kimble, *Phys. Rev. Lett.* , 127902 (2004).
- [20] A. S. Sørensen and K. Mølmer, *Phys. Rev. Lett.* **90**, 127903 (2003).
- [21] T. G. Tiecke, J. D. Thompson, N. P. de Leon, L. R. Liu, Vuletić, and M. D. Lukin, *Nature* **508**, 241 (2014).
- [22] A. Reiserer, N. Kalb, G. Rempe, and S. Ritter, *Nature* **508**, 237 (2014).
- [23] J. Pachos and H. Walther, *Phys. Rev. Lett.* **89**, 187903 (2002).
- [24] A. Beige, D. Braun, B. Tregenna, and P. L. Knight, *Phys. Rev. Lett.* **85**, 1762 (2000).
- [25] V. Giovannetti, D. Vitali, P. Tombesi, and A. Ekert, *Phys. Rev. A* **62**, 032306 (2000).
- [26] See Supplemental Material starting at page 6
- [27] F. Reiter and A. S. Sørensen, *Phys. Rev. A* **85**, 032111 (2012).
- [28] J. D. Thompson, T. G. Tiecke, N. P. de Leon, J. Feist, A. V. Akimov, M. Gullans, A. S. Zibrov, V. Vuletić, and M. D. Lukin, *Science* **340**, 1202 (2013).
- [29] E. Togan, Y. Chu, A. S. Trifonov, L. Jiang, J. Maze, L. Childress, M. V. G. Dutt, A. S. Sørensen, P. R. Hemmer, A. S. Zibrov, and M. D. Lukin, *Nature* **466**, 730 (2010).
- [30] M. J. Burek, Y. Chu, M. S. Z. Liddy, P. Patel, J. Rochman, D. Meesala, W. Hong, Q. Quan, M. D. Lukin, and Lončar, *Nature Communications* **5** (2014), 10.1038/ncomms6718.
- [31] P. C. Maurer, G. Kucsko, C. Latta, L. Jiang, N. Y. Yao, S. D. Bennett, F. Pastawski, D. Hunger, N. Chisholm, M. Markham, D. J. Twitchen, J. I. Cirac, and M. D. Lukin, *Science* **336**, 1283 (2012).
- [32] H.-J. Briegel, W. Dür, J. I. Cirac, and P. Zoller, *Phys. Rev. Lett.* **81**, 5932 (1998).
- [33] J. Johansson, P. Nation, and F. Nori, *Computer Physics Communications* **184**, 1234 (2013).



**SUPPLEMENTAL MATERIAL**

This supplemental material to the article "Heralded quantum gates with integrated error detection in optical cavities" describes the details of the perturbation theory and the derivation of the effective Hamiltonian  $\hat{H}_{\text{eff}}$  and effective Lindblad operators. We describe the situation both with and without a two-photon drive. Furthermore, we present the results of a numerical simulation of the full dynamics of the gates to verify the results found with perturbation theory and address the question of how strong a drive we can allow for. In the end, this determines the gate time as described in the article. Finally we discuss of the additional errors described in the final part of the article.

**PERTURBATION THEORY**

We will now give the details of the perturbation theory and the derivation of the effective operators together with the success probabilities, gate times and gate errors (see Tab. S1). Our perturbation theory is based on the effective operator formalism described in Ref. [27].

Gate	Origin of error	Error	Probability	Time
CZ-gate	$\gamma_g = 0$	0	$\sim 1 - \frac{6}{\sqrt{C}}$	$\sim \frac{15\pi\sqrt{C}\gamma}{2\Omega^2}$
	$\gamma_g > 0$	$\sim \frac{\gamma_g}{\gamma\sqrt{C}}$		
Toffoli	$\Gamma_i \neq \Gamma_j$	$\lesssim \frac{0.3}{C}$	$\sim 1 - \frac{3}{\sqrt{C}}$	$\sim \frac{4\pi\sqrt{C}\gamma}{\Omega^2}$
	$\gamma_g > 0$	$\sim \frac{\gamma_g}{\gamma\sqrt{C}}$		

TABLE S1. The errors, success probabilities and gate times of the  $N$ -qubit Toffoli gate and the CZ-gate considered in the article. Note that the branching fraction  $\gamma_g/\gamma$  can be made arbitrarily small using a far detuned two-photon driving as explained in below.  $\Gamma_i$  is the rate of detectable errors for the qubit state with  $i$  qubits in state  $|1\rangle$ . The success probability of the CZ-gate can be increased at the expense of an error scaling of  $1/C$  as explained in the article.

First, we treat the simplest situation where the auxiliary atom is directly driven to an excited state  $|E\rangle$  by a weak classical drive  $\Omega$  as shown in Fig. S4 (reproduced from Fig. 1 in the article). Note that we allow for some decay from  $|E\rangle \rightarrow |g\rangle$  with decay rate  $\gamma_g$  as opposed to the situation in the article. We will later consider the situation where this decay rate is suppressed using a two-photon drive. The level structure of the qubit atoms are also shown in Fig. S4.

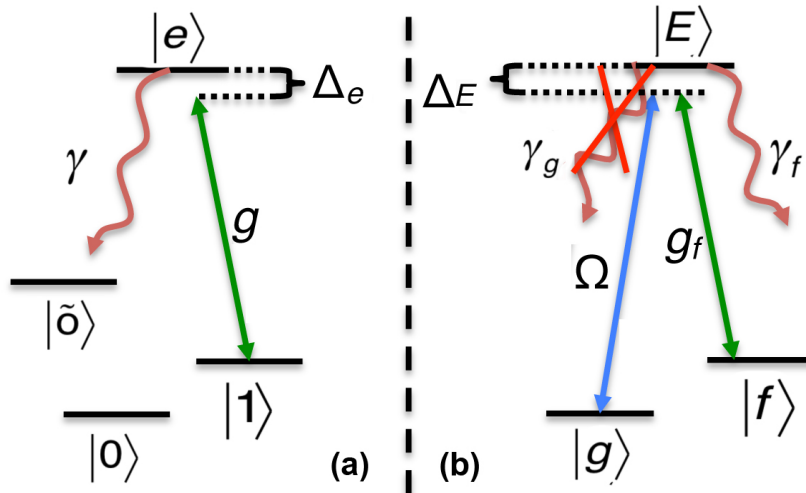


FIG. S4. (a) Level structure of the auxiliary atom and the transitions driven by the weak laser ( $\Omega$ ) and the cavity ( $g_f$ ). We allow for some decay from  $|E\rangle \rightarrow |g\rangle$  with decay rate  $\gamma_g$ . (b) Level structure of the qubit atoms. Only state  $|1\rangle$  couples to the cavity and we assume that the excited level decays to some level  $|\tilde{0}\rangle$ , possible identical to  $|f\rangle$  or  $|0\rangle$ .

The Hamilton describing the system in a proper rotating frame is given by Eqs. (1)-(3) in the article and is

reproduced here

$$\hat{H} = \hat{H}_e + \hat{V} + \hat{V}^\dagger, \quad (\text{S3})$$

$$\begin{aligned} \hat{H}_e &= \Delta_E |E\rangle\langle E| + g_f (\hat{a}|E\rangle\langle f| + H.c.) \\ &\quad + \sum_k \Delta_e |e\rangle_k \langle e| + g (\hat{a}|e\rangle_k \langle 1| + H.c.), \end{aligned} \quad (\text{S4})$$

$$\hat{V} = \frac{\Omega}{2} |E\rangle\langle g|, \quad (\text{S5})$$

where we have assumed for simplicity that all couplings  $(g, \Omega)$  are real and  $k$  labels the qubit atoms ( $\hbar = 1$ ). We have defined  $\Delta_E = \omega_E - \omega_g - \omega_L$ , and  $\Delta_e = \omega_e - \omega_g - \omega_L + \omega_f - \omega_1$  where  $\omega_L$  is the laser frequency and otherwise  $\omega_x$  is the frequency associated with level  $x$ . Note that we assume the cavity frequency to be  $\omega_c = \omega_L + \omega_g - \omega_f$  such that we are on resonance with the  $|g\rangle \rightarrow |E\rangle \rightarrow |f\rangle$  two-photon transition.

The dissipation in the system is assumed to be described by Lindblad operators such that  $\hat{L}_0 = \sqrt{\kappa} \hat{a}$  describes the cavity decay with decay rate  $\kappa$ ,  $\hat{L}_g = \sqrt{\gamma_g} |g\rangle\langle E|$ , and  $\hat{L}_f = \sqrt{\gamma_f} |f\rangle\langle E|$  describes the decay of the auxiliary atom and  $\hat{L}_k = \sqrt{\gamma} |\tilde{0}\rangle_i \langle e|$  describes the decay of the qubit atoms ( $k = 1, 2 \dots N$ ). As described in the article  $|\tilde{0}\rangle$  may or may not coincide with  $|0\rangle$  or  $|1\rangle$ . Assuming that  $\Omega$  is weak, we can treat the driving as a perturbation to the system. As shown in Ref. [27], the dynamics of the system is then governed by an effective master equation of the form

$$\dot{\rho} = i [\rho, \hat{H}_{\text{eff}}] + \sum_x \hat{L}_x^{\text{eff}} \rho (\hat{L}_x^{\text{eff}})^\dagger - \frac{1}{2} \left( (\hat{L}_x^{\text{eff}})^\dagger \hat{L}_x^{\text{eff}} \rho + \rho (\hat{L}_x^{\text{eff}})^\dagger \hat{L}_x^{\text{eff}} \right), \quad (\text{S6})$$

where  $\rho$  is the density matrix of the system,  $\hat{H}_{\text{eff}}$  is an effective Hamiltonian, and  $L_x^{\text{eff}}$  are effective Lindblad operators with  $x = 0, g, f, k$ . The effective operators are found from:

$$\hat{H}_{\text{eff}} = -\frac{1}{2} \hat{V}^\dagger \left( \hat{H}_{\text{NH}}^{-1} + (\hat{H}_{\text{NH}}^{-1})^\dagger \right) \hat{V} \quad (\text{S7})$$

$$\hat{L}_x^{\text{eff}} = \hat{L}_x \hat{H}_{\text{NH}}^{-1} \hat{V}, \quad (\text{S8})$$

where

$$\hat{H}_{\text{NH}} = \hat{H}_e - \frac{i}{2} \sum_x \hat{L}_x^\dagger \hat{L}_x, \quad (\text{S9})$$

is the no-jump Hamiltonian. The Hilbert space of the effective operators can be described in the basis of  $\{|g\rangle, |f\rangle\}$  of the auxiliary atom and the states  $\{|0\rangle, |1\rangle, |\tilde{0}\rangle\}$  of the qubit atoms. To ease the notation, we define the projection operators  $\hat{P}_n$  which projects on to the states with  $n$  qubits in state  $|1\rangle$ . From Eq. (S7) and (S8) we then find:

$$\begin{aligned} \hat{H}_{\text{eff}} &= \sum_{n=0}^N \frac{-\Omega^2}{4\gamma} \text{Re} \left\{ \frac{i\tilde{\Delta}_e/2 + nC}{\tilde{\Delta}_e(i\tilde{\Delta}_E/2 + C_f) + \tilde{\Delta}_E nC} \right\} |g\rangle\langle g| \otimes \hat{P}_n \\ &= \sum_{n=0}^N \Delta_n |g\rangle\langle g| \otimes \hat{P}_n \end{aligned} \quad (\text{S10})$$

$$\begin{aligned} \hat{L}_0^{\text{eff}} &= \sum_{n=0}^N \frac{1}{2\sqrt{\gamma}} \frac{\sqrt{C_f} \tilde{\Delta}_e \Omega}{\tilde{\Delta}_e(i\tilde{\Delta}_E/2 + C_f) + n\tilde{\Delta}_E C} |f\rangle\langle g| \otimes \hat{P}_n \\ &= \sum_{n=0}^N r_{0,n}^{\text{eff}} |g\rangle\langle f| \otimes \hat{P}_n \end{aligned} \quad (\text{S11})$$

$$\begin{aligned} \hat{L}_g^{\text{eff}} &= \sum_{n=0}^N \frac{1}{2} \frac{(i\tilde{\Delta}_e/2 + nC)\Omega}{\tilde{\Delta}_e(i\tilde{\Delta}_E/2 + C_f) + n\tilde{\Delta}_E C} \frac{\sqrt{\gamma_g}}{\gamma} |g\rangle\langle g| \otimes \hat{P}_n \\ &= \sum_{n=0}^N r_{g,n}^{\text{eff}} |g\rangle\langle g| \otimes \hat{P}_n \end{aligned} \quad (\text{S12})$$

$$\hat{L}_f^{\text{eff}} = \sum_{n=0}^N \frac{1}{2} \frac{(i\tilde{\Delta}_e/2 + nC)\Omega}{\tilde{\Delta}_e(i\tilde{\Delta}_E/2 + C_f) + n\tilde{\Delta}_E C} \frac{\sqrt{\gamma_f}}{\gamma} |f\rangle\langle g| \otimes \hat{P}_n$$

$$= \sum_{n=0}^N r_{f,n}^{\text{eff}} |f\rangle\langle g| \otimes \hat{P}_n \quad (\text{S13})$$

$$\begin{aligned} \hat{L}_k^{\text{eff}} &= \sum_{n=1}^N -\frac{1}{2\sqrt{\gamma}} \frac{\sqrt{C_f}\sqrt{C}\Omega}{\tilde{\Delta}_e(i\tilde{\Delta}_E/2 + C_f) + n\tilde{\Delta}_E C} |f\rangle\langle g| \otimes |\tilde{\delta}\rangle_k \langle 1| \otimes \hat{P}_n \\ &= \sum_{n=1}^N r_n^{\text{eff}} |f\rangle\langle g| \otimes |\tilde{\delta}\rangle_k \langle 1| \otimes \hat{P}_n, \end{aligned} \quad (\text{S14})$$

where we have defined the cooperativities  $C_{(f)} = g_{(f)}^2/\gamma\kappa$  for the qubit (auxiliary) atoms and the complex detunings  $\tilde{\Delta}_E\gamma = \Delta_E - i\gamma_f/2$  and  $\tilde{\Delta}_e\gamma = \Delta_e - i\gamma/2$ . Note that we have defined the parameters  $r_{0,n}^{\text{eff}}, r_{g,n}^{\text{eff}}, r_{f,n}^{\text{eff}}$  and  $r_n^{\text{eff}}$  in Eqs. (S11)-(S14) to characterize the decays described by the Lindblad operators. Note that  $r_0^{\text{eff}} = 0$ . In our calculations we parametrize the difference between the auxiliary atom and the qubit atoms by  $C_f = \alpha C$  and  $\gamma_f = \beta\gamma$  to easier treat the limit of  $C \gg 1$  that we are interested in.

### Success probability and fidelity

Eqs. (S11)-(S14) show that the effect of all Lindblad operators, except  $\hat{L}_g^{\text{eff}}$ , is that the state of the auxiliary atom is left in state  $|f\rangle$ . All these errors are thus detectable by measuring the state of the auxiliary atom at the end of the gate. For the heralded gates where we condition on measuring the auxiliary atom in state  $|g\rangle$  at the end of the gates, these detectable decays therefore do not effect the fidelity of the gates but only the success probability. The rate  $\Gamma_n$  of the detectable decays for a state with  $n$  qubits in state  $|1\rangle$  is  $\Gamma_n = |r_{0,n}^{\text{eff}}|^2 + |r_{f,n}^{\text{eff}}|^2 + |r_n^{\text{eff}}|^2$  and assuming an initial qubit state described by density matrix  $\rho_{qubit}$  the success probability of the gates is

$$P_{\text{success}} = \sum_{n=0}^N \text{Tr} \left\{ e^{-\Gamma_n t_{\text{gate}}} \rho_{qubit} \hat{P}_n \right\}, \quad (\text{S15})$$

where  $t_{\text{gate}}$  is the gate time and  $\text{Tr}$  denotes the trace.

Having removed the detrimental effect of the detectable errors by heralding on a measurement of the auxiliary atom the fidelity of the gates will be determined by more subtle, undetectable errors (see below). We define the fidelity,  $F$  of the gate as

$$F = \frac{1}{P_{\text{success}}} \langle \psi | \langle g | \tilde{\rho}_{qubit} | g \rangle | \psi \rangle, \quad (\text{S16})$$

where we have assumed that the ideal qubit state after the gate is a pure state  $|\psi\rangle$  and  $\tilde{\rho}_{qubit}$  is the actual density matrix of the qubits and the auxiliary atom after the gate operation.

### $N$ -qubit Toffoli gate

As shown in the article, the effective Hamiltonian in Eq. (S10) is sufficient to make a Toffoli gate by putting the qubit atoms on resonance ( $\Delta_e = 0$ ). We will now treat the worst case and average fidelities of the general Toffoli gate referred to in the article. The undetectable errors limiting the fidelities are the following.

- As described in the article the energy shifts of the coupled qubit states are all  $\Delta_{n>0} \propto \Omega^2/(4\gamma\sqrt{C})$  in the limit  $C \gg 1$ . However, to higher order in  $C$  we find corrections on the order  $\mathcal{O}(C^{-3/2})$  to the energy shifts, which depend on the number of qubits that couples. The gate time of the Toffoli gate is  $t_T \sim 4\pi\sqrt{C}\gamma/\Omega^2$  and, as we will argue below,  $\Omega \sim \gamma$ . As a result, the higher order corrections give uneven phase shifts on the order of  $\mathcal{O}(C^{-1})$  for the coupled qubit states at the end of the gate. This leads to a phase error in the fidelity of  $\mathcal{O}(C^{-2})$ .
- The difference between the rates of detectable errors ( $\Gamma_n$ ) for different qubit states changes the relative weight of the qubit states during the gate. This error will be  $\mathcal{O}(C^{-1})$  as shown below.
- For  $\gamma_g > 0$  the undetectable decay from  $|E\rangle \rightarrow |g\rangle$  in the auxiliary atom will destroy the coherence between the qubit states. We find that this error will be  $\sim \frac{\gamma_g}{\gamma\sqrt{C}}$ . For now, we will assume that  $\gamma_g = 0$  and thus ignore this



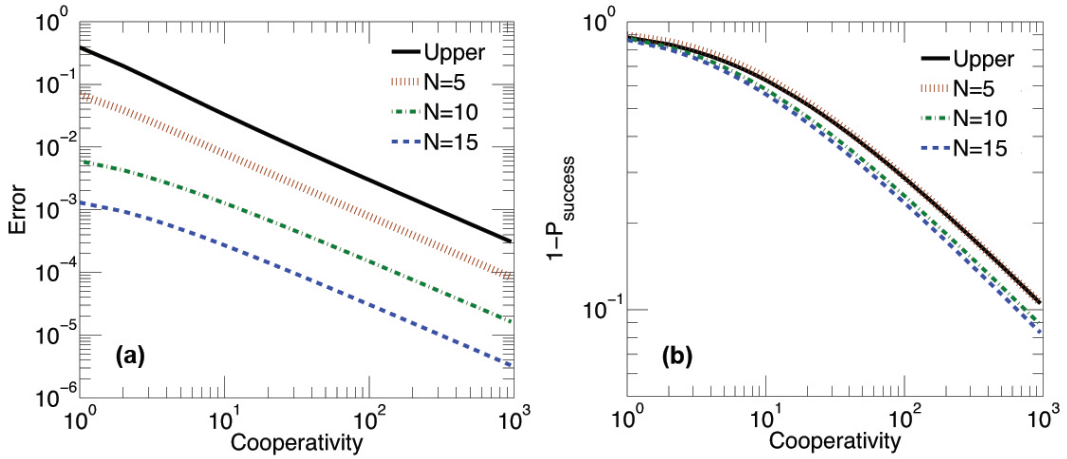


FIG. S5. (Color online) (a) Gate error of the Toffoli for different initial states as a function of cooperativity. We have plotted the generic error for  $N = 5, 10$ , and  $15$  and the upper bound of the error. Note that the generic error decreases as  $N$  increases. We have fixed  $\Delta$  such that  $\Gamma_0 = \Gamma_1$  and have assumed that  $\alpha = \beta = 1$ . (b) The failure probabilities  $1 - P_{\text{success,up}}$  and  $1 - P_{\text{success,gen}}$  as a function of cooperativity.  $1 - P_{\text{success,gen}}$  is plotted for  $N = 5, 10, 15$ . We have used the same assumptions as in (a). In general, the failure probability only have a weak dependence on  $N$ . Note that the line for  $1 - P_{\text{success,gen}}, N = 5$  coincides with  $1 - P_{\text{success,up}}$ .

error since we will show that we can suppress the branching fraction  $\gamma_g/\gamma$  arbitrary close to zero by having a two photon driving.

Assuming that  $\gamma_g = 0$ , the dominating source of error limiting the performance of the Toffoli gate is thus the difference between the rates of the detectable errors for the qubit states. We tune  $\Delta_E$  such that  $\Gamma_0 = \Gamma_1$  and the largest difference between the detectable errors is thus between the completely uncoupled state and the state with all qubit atoms in state  $|1\rangle$ . As a result, we can find an upper bound on the fidelity of the  $N$  qubit Toffoli gate, considering an initial state  $|0\rangle^{\otimes N} + |1\rangle^{\otimes N}$  in the limit  $N \rightarrow \infty$  because this state experiences the largest difference between the number of coupled and uncoupled qubits. We find that the upper bound on the fidelity and the corresponding success probability is

$$F_{\text{up}} \sim 1 - \frac{\pi^2 \alpha}{16(\alpha + \beta)} \frac{1}{C} \quad (\text{S17})$$

$$P_{\text{success,up}} \sim 1 - \frac{(\alpha + 2\beta)\pi}{2\sqrt{\alpha}\sqrt{\alpha + \beta}} \frac{1}{\sqrt{C}}. \quad (\text{S18})$$

. In general, the fidelity of the gate will, however, be larger than what is suggested above. Considering a generic input state  $(|0\rangle + |1\rangle)^{\otimes N}$  with the same parameters as above, we find

$$F_{\text{gen}} \sim 1 - k(N) \frac{\alpha \pi^2}{\alpha + \beta} \frac{1}{C} \quad (\text{S19})$$

$$P_{\text{success,gen}} \sim 1 - \frac{(d(N)\alpha + 2\beta)\pi}{2\sqrt{\alpha}\sqrt{\alpha + \beta}} \frac{1}{\sqrt{C}}, \quad (\text{S20})$$

where  $k(N), d(N)$  are scaling factors which depend on the number of qubits  $N$ . We calculate  $k(N)$  and  $d(N)$  numerically for  $N = 1 - 100$  using the perturbation theory and find that they both decrease with  $N$  (see Fig. S5). The upper bounded and generic fidelities and corresponding success probabilities are shown in Fig. S5 for different number of qubits,  $N$ . As  $N$  increases we obtain higher generic fidelity, whereas the success probability is almost independent of  $N$ .

### CZ-gate

In the special case of only two qubits the Toffoli gate is referred to as a control-phase (CZ) gate. As shown in the article, we can, in this case, completely remove the errors from the gate by choosing the detunings  $\Delta_E$  and  $\Delta_e$

such that  $\Gamma_0 = \Gamma_1 = \Gamma_2$  and combining it with single qubit rotations we can ensure the right phase evolution. In the general case where  $\alpha, \beta \neq 1$ , the detunings  $\Delta_e$  and  $\Delta_E$  are

$$\Delta_E = \frac{\gamma}{2} \sqrt{\beta} \sqrt{4\alpha C + \beta} \quad (\text{S21})$$

$$\Delta_e = \frac{\alpha C \gamma^2}{2\Delta_E}. \quad (\text{S22})$$

The success probability of the gate is then

$$P_{\text{success}} \simeq 1 - \pi \frac{8\beta^2 + 6\beta\alpha + \alpha^2}{8\beta^{3/2}\sqrt{\alpha}} \frac{1}{\sqrt{C}}, \quad (\text{S23})$$

and we find that the gate time is  $t_{\text{CZ}} \simeq \frac{\gamma\pi\sqrt{\alpha}(\alpha+2\beta)(\alpha+4\beta)}{2\beta^{3/2}\Omega^2} \sqrt{C}$  in the limit  $C \gg 1$ .

### Two-photon driving

We now describe the details of the implementation where the auxiliary atom is driven by a two-photon process as shown in Fig. S6 (reproduced from Fig. 4(a) in the article) in order to suppress the dominant undetectable error caused by spontaneous decay of the auxiliary atom into the state  $|g\rangle$  ( $\hat{L}_g$ ).

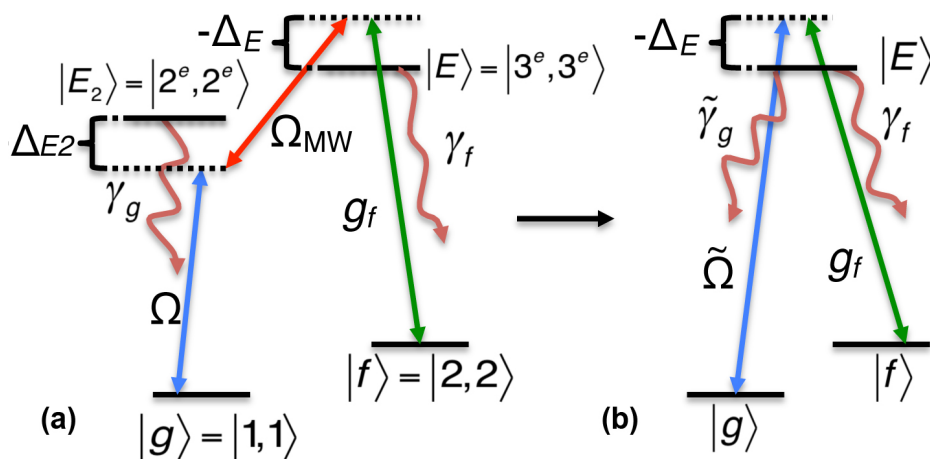


FIG. S6. (a) Level structure of the auxiliary atom and the transitions driven by a weak laser ( $\Omega$ ), a microwave field ( $\Omega_{\text{MW}}$ ) and the cavity ( $g_f$ ). We assume that  $|E\rangle \leftrightarrow |f\rangle$  is a closed transition and for simplicity we also assume that  $|E_2\rangle \leftrightarrow |g\rangle$  is a closed transition but this is not a necessity. The figure also indicates how the levels could be realized in  $^{87}\text{Rb}$ . Here  $|r^{(e)}, r^{(e)}\rangle$  with  $r = 1, 2, 3$  refers to state  $|F^{(e)} = r, m_F^{(e)} = r\rangle$  in  $5^2S_{1/2}$  ( $5^2P_{3/2}$ ). (b) Effective three level atom realized by mapping the two-photon drive to an effective decay rate  $\tilde{\gamma}_g$  and an effective drive  $\tilde{\Omega}$

The Hamiltonian in a proper rotating frame is

$$\hat{H} = \hat{H}_e + \hat{V} + \hat{V}^\dagger, \quad (\text{S24})$$

$$\begin{aligned} \hat{H}_e &= \Delta_E |E\rangle\langle E| + \Delta_{E2} |E_2\rangle\langle E_2| + g_f (\hat{a}|E\rangle\langle f| + H.c.) \\ &+ \frac{\Omega_{\text{MW}}}{2} (|E\rangle\langle E_2| + H.c.) \\ &+ \sum_k \Delta_e |e\rangle_k \langle e| + g (\hat{a}|e\rangle_k \langle 1| + H.c.), \end{aligned} \quad (\text{S25})$$

$$\hat{V} = \frac{\Omega}{2} |E_2\rangle\langle g|, \quad (\text{S26})$$

where we have now defined  $\Delta_E = \omega_E - \omega_g - \omega_{\text{laser}} - \omega_{\text{MW}}$ ,  $\Delta_{E2} = \omega_{E2} - \omega_g - \omega_{\text{laser}}$  and  $\Delta_e = \omega_e - \omega_g - \omega_{\text{laser}} - \omega_{\text{MW}} + \omega_f - \omega_1$ . Here  $\omega_{\text{laser}}$  is the frequency of the laser drive ( $\Omega$ ),  $\omega_{\text{MW}}$  is the frequency of the microwave field

( $\Omega_{\text{MW}}$ ) and otherwise  $\omega_x$  is the frequency associated with level  $x$ . We assume that the frequency of the cavity is  $\omega_c = \omega_{\text{laser}} + \omega_{\text{MW}} + \omega_g - \omega_f$  such that the three photon Raman transition from  $|g\rangle \rightarrow |f\rangle$  is resonant. We have assumed that  $\Delta_{E2}$  is large and positive such that the rotating wave approximation is valid for the microwave field. The Lindblad operators describing the system are the same as described below Eq. (S3) except that  $\hat{L}_g \rightarrow \sqrt{\gamma_g}|g\rangle\langle E2|$ . Assuming a weak drive  $\Omega$ , we can follow the same recipe as before to find the following effective operators describing the dynamics of the system.

$$\begin{aligned}\hat{H}_{\text{eff}}^{(2)} &= \sum_{n=0}^N \frac{-\Omega^2}{4\gamma} \text{Re} \left\{ \frac{\tilde{\Delta}_e(i\tilde{\Delta}_E/2 + C_f) + n\tilde{\Delta}_E C}{\tilde{\Delta}_{E2}\tilde{\Delta}_e(i\tilde{\Delta}_E/2 + C_f) + n\tilde{\Delta}_{E2}\tilde{\Delta}_E C - i\tilde{\Delta}_e\tilde{\Omega}_{\text{MW}}^2/8 - n\tilde{\Omega}_{\text{MW}}^2 C/4} \right\} |g\rangle\langle g| \otimes \hat{P}_n \\ &= \sum_{n=0}^N \Delta_n^{(2)} |g\rangle\langle g| \otimes \hat{P}_n\end{aligned}\quad (\text{S27})$$

$$\begin{aligned}\hat{L}_0^{\text{eff}(2)} &= \sum_{n=0}^N \frac{-1}{4\sqrt{\gamma}} \frac{\sqrt{C_f}\tilde{\Delta}_e\tilde{\Omega}_{\text{MW}}}{\tilde{\Delta}_{E2}\tilde{\Delta}_e(i\tilde{\Delta}_E/2 + C_f) + n\tilde{\Delta}_{E2}\tilde{\Delta}_E C - i\tilde{\Delta}_e\tilde{\Omega}_{\text{MW}}^2/8 - n\tilde{\Omega}_{\text{MW}}^2 C/4} |f\rangle\langle g| \otimes \hat{P}_n \\ &= \sum_{n=0}^N r_{0,n}^{\text{eff}(2)} |f\rangle\langle g| \otimes \hat{P}_n\end{aligned}\quad (\text{S28})$$

$$\begin{aligned}\hat{L}_g^{\text{eff}(2)} &= \sum_{n=0}^N \frac{\Omega}{2} \frac{\tilde{\Delta}_e(i\tilde{\Delta}_E/2 + C_f) + n\tilde{\Delta}_E C}{\tilde{\Delta}_{E2}\tilde{\Delta}_e(i\tilde{\Delta}_E/2 + C_f) + n\tilde{\Delta}_{E2}\tilde{\Delta}_E C - i\tilde{\Delta}_e\tilde{\Omega}_{\text{MW}}^2/8 - n\tilde{\Omega}_{\text{MW}}^2 C/4} \frac{\sqrt{\gamma_g}}{\gamma} |g\rangle\langle g| \otimes \hat{P}_n \\ &= \sum_{n=0}^N r_{g,n}^{\text{eff}(2)} |g\rangle\langle g| \otimes \hat{P}_n\end{aligned}\quad (\text{S29})$$

$$\begin{aligned}\hat{L}_f^{\text{eff}(2)} &= \sum_{n=0}^N \frac{\Omega}{4} \frac{(i\tilde{\Delta}_e/2 + nC)\tilde{\Omega}_{\text{MW}}}{\tilde{\Delta}_{E2}\tilde{\Delta}_e(i\tilde{\Delta}_E/2 + C_f) + n\tilde{\Delta}_{E2}\tilde{\Delta}_E C - i\tilde{\Delta}_e\tilde{\Omega}_{\text{MW}}^2/8 - n\tilde{\Omega}_{\text{MW}}^2 C/4} \frac{\sqrt{\gamma_f}}{\gamma} |f\rangle\langle g| \otimes \hat{P}_n \\ &= \sum_{n=0}^N r_{f,n}^{\text{eff}(2)} |f\rangle\langle g| \otimes \hat{P}_n\end{aligned}\quad (\text{S30})$$

$$\begin{aligned}\hat{L}_k^{\text{eff}(2)} &= \sum_{n=0}^{N-1} \frac{1}{4\sqrt{\gamma}} \frac{\sqrt{C_f}\sqrt{C}\tilde{\Omega}_{\text{MW}}\tilde{\Omega}}{\tilde{\Delta}_{E2}\tilde{\Delta}_e(i\tilde{\Delta}_E/2 + C_f) + n\tilde{\Delta}_{E2}\tilde{\Delta}_E C - i\tilde{\Delta}_e\tilde{\Omega}_{\text{MW}}^2/8 - n\tilde{\Omega}_{\text{MW}}^2 C/4} |f\rangle\langle g| \otimes |\tilde{o}\rangle_k\langle 1| \otimes \hat{P}_n \\ &= \sum_{n=0}^{N-1} r_n^{\text{eff}(2)} |f\rangle\langle g| \otimes |\tilde{o}\rangle_k\langle 1| \otimes \hat{P}_n,\end{aligned}\quad (\text{S31})$$

where we have defined the complex detuning  $\tilde{\Delta}_{E2}\gamma = \Delta_{E2} - i\gamma_g/2$  and the parameters  $r_{0,n}^{\text{eff}(2)}$ ,  $r_{g,n}^{\text{eff}(2)}$ ,  $r_{f,n}^{\text{eff}(2)}$  and  $r_n^{\text{eff}(2)}$  to characterize the decay described by the Lindblad operators.

We are interested in the limit of large detuning  $\Delta_{E2}$  and large cooperativity  $C$ . In this limit, we find that the dynamics of the system can be mapped to a simple three level atom with effective driving  $\tilde{\Omega} \sim \Omega\Omega_{\text{MW}}/(2\Delta_{E2})$  and an effective decay  $\tilde{\gamma}_g \sim \gamma_g\Omega_{\text{MW}}^2/\Delta_{E2}^2$  as shown in Fig. S6. In principle, the effective operator  $\hat{L}_0^{\text{eff}(2)}$  leads to an effective decay rate of  $\tilde{\gamma} = \gamma_g\Omega^2/\Delta_{E2}^2$  to lowest order in  $C$  but we find that this first order term do not destroy the coherence between the qubit states since it is independent of  $n$ . There is, therefore, no effect of these scattering events and the performance of the gate behaves as if there is an effective decay rate of  $\tilde{\gamma}_g \sim \gamma_g\Omega_{\text{MW}}^2/\Delta_{E2}^2$ . Note that we also have an AC stark shift imposed on the level  $|g\rangle$  by the laser characterized by  $\Omega$ . This will give an overall phase to the system,  $\sim \Omega^2/(4\Delta_{E2})t$ , which we can neglect since it does not influence the gates. Since we can do the mapping to the simple three level atom, we find similar results for the performance of the gates for the two-photon scheme as for the simple three level scheme only with effective decay  $\tilde{\gamma}_g$  and drive  $\tilde{\Omega}$  given by the two-photon process. Note, however, that we now assume  $\gamma_g > 0$ , which introduces an undetectable error as previously mentioned. We find that this introduces an error in the fidelity of both gates of roughly

$$\sim \frac{(\alpha^2 - 4\alpha\beta - 6\beta^2)\pi^2}{128\beta^2} \frac{\gamma_g^4}{\gamma^4\Delta_{E2}^4} + \frac{(\alpha^2 + 4\alpha\beta + 6\beta^2)\pi}{16\sqrt{\alpha\beta}(\alpha + 2\beta)(\alpha + 5\beta)} \frac{\gamma_g\Omega_{\text{MW}}^2}{\gamma\Delta_{E2}^2} \frac{1}{\sqrt{C}}.\quad (\text{S32})$$

Nonetheless, this error can be suppressed arbitrarily much by increasing  $\Delta_{E2}$ , which enable us to have a heralded CZ-gate with arbitrarily small error in a realistic atomic setup using the two-photon drive.

## GATE TIME

Here we address the question of how strongly we can drive the system and still maintain the validity of perturbation theory. We need to address this question since the gate time depends inversely on the driving strength as shown in the article and hence this limits the achievable gate time. A necessary criterion for our perturbation theory to be valid is that the energy shifts  $\Delta_n$  (see Eq. (S10) and Eq. (S27)) are small compared to the driving, i.e.  $\sim \Delta_n^2/\Omega^2 \ll 1$ . From Eq. (S10) we find that  $\Delta_n^2/\Omega^2 \sim \Omega^2/(16\Delta_E^2)$  to leading order in the cooperativity  $C$  and this criterion is therefore met for  $\Omega \ll 4\Delta_E$ . Similarly, for the two-photon process, we find from Eq. (S27) that  $(\Delta_n^{(2)})^2/\Omega^2 \sim \Omega^2/(16\Delta_{E2}^2)$ , to leading order in  $C$ . Here we thus need  $\Omega \ll 4\Delta_{E2}$ .

However there is another criterion that we need to meet in order for our perturbation theory to be valid. In order not to drive the system strongly between  $|g\rangle|0 \text{ photon in cavity}\rangle \leftrightarrow |f\rangle|1 \text{ photon in cavity}\rangle$ , we need the effective driving ( $\Omega_{eff}$ ) of this process to be weak compared to the decay ( $\kappa$ ) of the cavity photon. We find that we need  $\Omega_{eff}/\kappa \sim \frac{\Omega\sqrt{C}}{\Delta_E} \sqrt{\frac{\gamma}{\kappa}} \ll 1$  for the simple scheme and  $\frac{\Omega\Omega_{MW}\sqrt{C}}{\Delta_{E2}\Delta_E} \sqrt{\frac{\gamma}{\kappa}} \ll 1$  for the two-photon scheme.

Finally, we need to consider the scattering of photons from the level  $|E2\rangle$  in the two-photon scheme. If the number of scattering events,  $n_{scat}$  is large compared to  $\Omega^2/(16\Delta_{E2}^2)$ , the perturbation theory is not valid even though the other criteria are met. We find that  $n_{scat} \sim \frac{12\sqrt{C}\gamma^2}{\Omega_{MW}^2}$  for the CZ-gate and we thus need to have  $\frac{3\sqrt{C}\gamma^2\Omega^2}{\Delta_{E2}^2\Omega_{MW}^2} \ll 1$ .

The different criteria for the validity of the perturbation theory are summarized in Tab. S2.

Simple scheme	Two-photon scheme
$\Omega/(4\Delta_E) \ll 1$	$\Omega/(4\Delta_{E2}) \ll 1$
$\frac{\Omega\sqrt{C}}{\Delta_E} \sqrt{\frac{\gamma}{\kappa}} \ll 1$	$\frac{\Omega\Omega_{MW}\sqrt{C}}{\Delta_{E2}\Delta_E} \sqrt{\frac{\gamma}{\kappa}} \ll 1$
-	$\frac{3\sqrt{C}\gamma^2\Omega^2}{\Delta_{E2}^2\Omega_{MW}^2} \ll 1$

TABLE S2. The criteria for our perturbation theory to be valid.

For all the gate schemes, we have assumed that  $\Delta_E \propto \sqrt{C}\gamma$ . The first criterion for the simple scheme (see Tab. S2) can thus be met with a driving of  $\Omega = a\gamma\sqrt{C}$  where  $a/4 \ll 1$ . This driving results in a gate time that decreases as  $1/\sqrt{C}$ . The value of  $a$  will determine the size of the non-adiabatic error. Note, however, that the second criterion should also be met and  $\Omega$ , therefore, can not increase indefinitely with the cooperativity. From the second criterion, we find that for a fixed  $a$  there is a maximum cooperativity,  $C_{max}$  on the order of  $\sim \kappa/(a^2\gamma)$  for which this condition is fulfilled with this driving.  $C_{max}$  will be determined by the ratio  $\kappa/\gamma$  which can be on the order of 100 – 1000 for realistic systems such as the nanocavity system described in Ref. [21, 28]. For  $C \gtrsim C_{max}$ , we cannot increase  $\Omega$  any further without increasing the non-adiabatic error. As a result, the gate time have to increase as  $\sqrt{C}$  for  $C \gtrsim C_{max}$  in order to keep the non-adiabatic error constant. For the two-photon scheme, we find from Tab. S2 that we can choose  $\Omega = a_2\Delta_{E2}, \Omega_{MW} = b\gamma C^{1/4}$  where the constants  $a_2, b$  will determine the size of the non-adiabatic errors as before. Similar to the situation in the simple scheme, there will be a  $C_{max}$  determined by the ratio  $\gamma/\kappa$ . Beyond this point, we need to decrease  $\Omega$  as  $1/C^{1/4}$  in order to keep the non-adiabatic error constant. As a result, the gate time will again increase as  $\sqrt{C}$  for  $C \gtrsim C_{max}$  while the gate time will be constant for  $C < C_{max}$ .

## NUMERICAL SIMULATION

In order to confirm our results, we numerically integrated the full Master equation, defined by the Hamiltonian  $\hat{H}$  and the Lindblad operators,  $\hat{L}_j \in \{\hat{L}_0, \hat{L}_g, \hat{L}_f, \hat{L}_1, \hat{L}_2\}$ ,

$$\frac{d}{dt}\rho(t) = -\frac{i}{\hbar}[\hat{H}, \rho(t)] + \sum_j \frac{1}{2} \left[ 2\hat{L}_j\rho(t)\hat{L}_j^\dagger - \rho(t)\hat{L}_j^\dagger\hat{L}_j - \hat{L}_j^\dagger\hat{L}_j\rho(t) \right] \quad (\text{S33})$$

We used the QuTiP 2 package [33], for Python, to set up the problem and used its 12th-order numerical integration algorithm to find the solution  $\rho(t)$  as a time series. Then, we used the routines of the same package to analyze the results.

For each time series  $\rho(t)$ , we determined the gate time  $t_{gate}$ , the success probability  $P_{success}$ , and the fidelity  $F$ . We picked  $|\psi_0\rangle_{12} = \frac{1}{\sqrt{2}}(|0\rangle + |1\rangle)_1 \otimes \frac{1}{\sqrt{2}}(|0\rangle + |1\rangle)_2$  as the initial state of the two qubits,  $|g\rangle$  for the control atom, and

zero photons in the cavity. Starting from here, we let the system evolve under the Master equation Eq. (S33), and determined  $P_g(t)$ , the conditional state  $\rho_g(t)$  and  $F(t)$  as a function of time:

$$\begin{aligned} P_g(t) &= \text{Tr}[\rho(t)|g\rangle\langle g|], \\ \rho_g(t) &= \frac{|g\rangle\langle g|\rho(t)|g\rangle\langle g|}{P_g(t)}, \\ F(t) &= \max_{\phi_1, \phi_2} \langle \psi_t^{\phi_1, \phi_2} | \text{Tr}_{c, c}(\rho_g(t)) | \psi_t^{\phi_1, \phi_2} \rangle \end{aligned}$$

where  $\text{Tr}_{c, c}$  is the partial trace operation over the control atom and the cavity, and  $|\psi_t^{\phi_1, \phi_2}\rangle$  is the target state transformed with two single qubit  $z$ -rotations:

$$|\psi_t^{\phi_1, \phi_2}\rangle = \hat{U}_1(\phi_1)\hat{U}_2(\phi_2)\frac{1}{2}(|00\rangle + |01\rangle + |10\rangle - |11\rangle),$$

where  $\hat{U}_k(\phi_k) = \exp[i|1\rangle_k\langle 1|_k\phi_k]$  is the  $z$ -rotation of qubit  $k$  ( $= 1, 2$ ) by the angle  $\phi_k$ . From these time series, we determined the gate time  $t_{\text{gate}}$  by finding the timepoint where  $F(t)$  is maximal,

$$t_{\text{gate}} = \underset{t}{\text{argmax}} F(t)$$

The fidelity and the success probability of the gate is then defined as  $F = F(t_{\text{gate}})$ ,  $P_{\text{success}} = P_g(t_{\text{gate}})$ .

Plots of Fig. S7 show the gate time ( $t_{\text{gate}}$ ) and the success probability ( $P_{\text{success}}$ ) as a function of  $a$ , for  $\gamma_g = 0$ ,  $\gamma = 0.01\kappa$ ,  $\Omega = a\gamma\sqrt{C}$  with  $C \in \{10, 30, 100, 300, 1000\}$ . The detunings,  $\Delta_E$  and  $\Delta_e$  were chosen to be close to their optimal value, determined from the adiabatic theory, and numerically optimized to result in identical effective  $|g\rangle \rightarrow |f\rangle$  transition rates  $\Gamma_0 = \Gamma_1 = \Gamma_2$  for the qubit sectors  $|00\rangle, |01\rangle, |11\rangle$ . The rates  $\Gamma_j$  were found by numerically diagonalizing the master equation for the qubit sectors separately, and finding the eigenvalue with the smallest (but non-zero) absolute real part. This numerical optimization yielded the maximal fidelity. The symbols correspond to the numerical result, whereas the solid lines show the theoretical values. The agreement of the results confirms the validity of the adiabatic theory for a driving  $\Omega = a\gamma\sqrt{C}$  for  $C \lesssim 1000$  and  $a \lesssim 0.25$ . Note, however, that Fig. S7 shows how the success probability deviates from the adiabatic result for  $a \gtrsim 0.25$ . The deviation grows with the cooperativity since  $\Omega \propto \sqrt{C}$ .

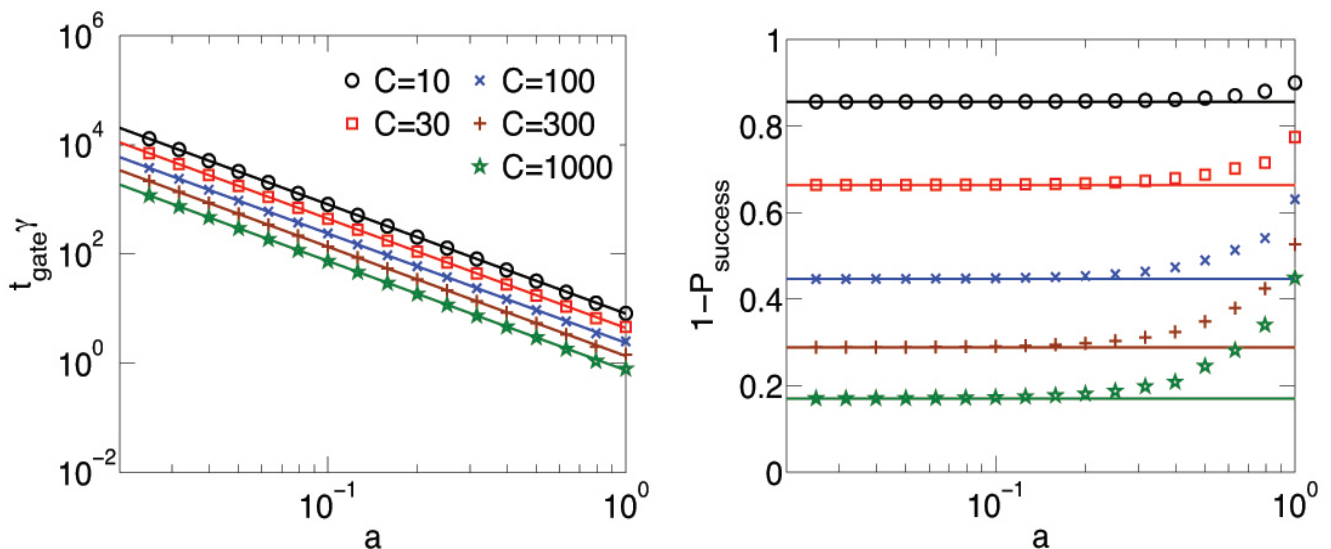


FIG. S7. Gate time (left) and failure probability (right) as a function of driving strength ( $a$ ) for  $\gamma/\kappa = 0.01$ ,  $\gamma_g = 0$ , and  $C \in \{10, 30, 100, 300, 1000\}$ . The driving strength was assumed to be  $\Omega = a\gamma\sqrt{C}$ .

Fig. S8 shows the conditional infidelity of the gate as a function of  $a$  for the same parameters. The fidelity is limited by non-adiabatic effects, which can be suppressed by decreasing  $\Omega$  as shown in the figure. Adiabatically ramping  $\Omega$  up and down at the beginning and end of the gate could also improve the adiabaticity but, for simplicity, we have not

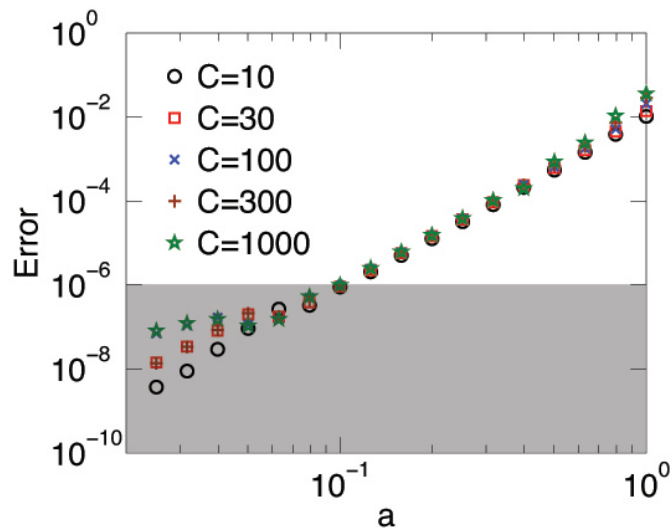


FIG. S8. Conditional infidelity of the gate as a function of the driving strength ( $a$ ) for  $\gamma/\kappa = 0.01$ ,  $\gamma_g = 0$ , and  $C \in \{10, 30, 100, 300, 1000\}$ . The shaded region (at  $\sim 10^{-6}$ ) shows the limit of numerical accuracy. The driving strength was assumed to be  $\Omega = a\gamma\sqrt{C}$ .

included this. The simulation confirms that using  $a = 0.25$  is enough to push the (conditional) infidelity of the gate below  $4 \cdot 10^{-5}$ .

We repeated the above analysis for the two-photon-driving Hamiltonian in Eq. (S24). We chose  $\gamma = \gamma_g = \gamma_f = 0.01\kappa$ ,  $\Omega = \frac{\Delta_{E2}}{8C^{1/4}}$ , and  $\Omega_{MW} = 4\gamma C^{1/4}$ , and chose  $\Delta_E$  and  $\Delta_e$  detunings again close to their adiabatic optimum, but numerically optimized them with the same procedure as previously. Plots of Fig.S9 show the gate time and the success probability as a function of  $\Delta_{E2}$  for  $C \in \{10, 20, 50, 100\}$ . Symbols indicate the numerical results while solid lines show the theoretical values. Fig. 2b in the article shows the conditional *in*fidelity of the two-photon-driven gate as a

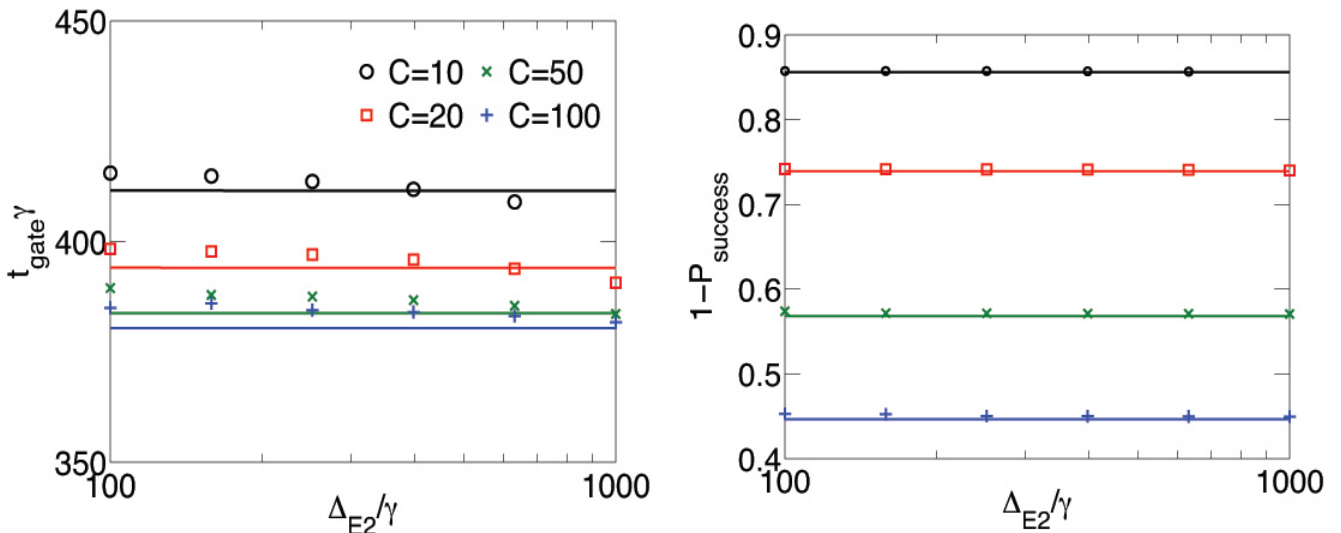


FIG. S9. Gate time (left) and failure probability (right) as a function of  $\Delta_{E2}$  for  $\gamma = \gamma_g = \gamma_f = 0.01\kappa$ ,  $\Omega = \frac{\Delta_{E2}}{8C^{1/4}}$ ,  $\Omega_{MW} = 4\gamma C^{1/4}$ ,  $C = \{10, 20, 50, 100\}$ .

function of  $C$  for the same choice of parameters. With these results, we confirm that by increasing  $\Delta_{E2}$  we can lower the infidelity error to an arbitrary small level. The gate time is a constant of the cooperativity since we have increased  $\Omega_{MW}$  as  $C^{1/4}$  in the simulations. We do see some deviation from the analytical results due to non-adiabatic effects, which could be suppressed by decreasing  $\Omega$  at the expense of an increase in the gate time. Finally a gradual ramping

of  $\Omega$  could also decrease the non-adiabatic errors but for simplicity, we have not included this in the simulations.

### ADDITIONAL ERRORS

There are some additional errors in a realistic atomic setup that we have not treated in detail so far. Here we estimate the dominant errors and determine under which conditions, they can be sufficiently suppressed such that they do not limit the performance of the gates. We assume a realistic atomic setup where  $^{87}\text{Rb}$  atoms are used both for the auxiliary atom and the qubit atoms. In the  $^{87}\text{Rb}$  atoms, we assume that  $|g\rangle = |1, 1\rangle$ ,  $|f\rangle = |2, 2\rangle$  and  $|E_2\rangle = |2^e, 2^e\rangle$ ,  $|E\rangle = |3^e, 3^e\rangle$  where  $|r^{(e)}, r^{(e)}\rangle$  with  $r = 1, 2, 3$  refers to state  $|F^{(e)} = r, m_F^{(e)} = r\rangle$  in  $5^2S_{1/2}$  ( $5^2P_{3/2}$ ). In this case, we estimate that the dominant errors are:

- In our perturbative theory, we have assumed that the laser field ( $\Omega$ ) only couple  $|g\rangle \rightarrow |E_2\rangle$  in the auxiliary atom. However, for a large detuning  $\Delta_{E_2}$  it may also couple  $|f\rangle \rightarrow |E\rangle$ , which could lead to an undetectable error where the auxiliary atom is pumped back to  $|E_2\rangle$  from, which it decays to  $|g\rangle$ . This error is, however, suppressed by the large frequency separation,  $\Delta_g$  of  $|g\rangle$  and  $|f\rangle$ , which is  $\Delta_g \sim 1000\gamma$  for  $^{87}\text{Rb}$ . We estimate the error using effective operators to find the decay rate back to  $|g\rangle$ , assuming that the auxiliary atom starts in  $|E_2\rangle$  and treating the drive  $\Omega$  as a perturbation while neglecting the cavity coupling. This is valid as long as  $\Delta_g \gg \Delta_E$ , which is fulfilled for  $C \lesssim 10000$  since  $\Delta_E \sim \sqrt{C}$ . The error increases with  $\Delta_{E_2}$  but even for  $\Delta_{E_2} \approx 400\gamma$  we find that for  $\Omega_{\text{MW}} = 4\gamma C^{1/4}$ ,  $\Omega = \Delta_{E_2}/8$  the error is  $\lesssim 10^{-4}$ .
- The microwave might also couple the ground states  $|0\rangle - |1\rangle$  of the qubit atoms and the ground states  $|g\rangle - |f\rangle$  of the auxiliary atom. The coupling of  $|0\rangle - |1\rangle$  means that the qubit atoms also couple to the cavity even though they are in state  $|0\rangle$ . We estimate the error from this to be on the order of  $\Omega_{\text{MW}}^2 / (\Delta_g - (\Delta_{E_2} - \Delta_E + \Delta_{2 \rightarrow 3}))^2$  where  $\Delta_{2 \rightarrow 3}$  is the splitting between  $|E_2\rangle$  and  $|E\rangle$ . For  $^{87}\text{Rb}$ ,  $\Delta_{2 \rightarrow 3} \approx 44\gamma$ . Below we argue that we need  $\Delta_E < 0$ . Since  $\Delta_E \approx -\sqrt{C}\gamma$  this error will increase slowly with cooperativity but it is suppressed by  $\Delta_g$ . For  $\Omega_{\text{MW}} = 4\gamma C^{1/4}$ , we find that the error is  $\lesssim 10^{-4}$  for  $C \lesssim 1000$  even for  $\Delta_{E_2} \approx 400\gamma$ . The errors from the coupling of the states  $|g\rangle - |f\rangle$  in the auxiliary atom will likewise be suppressed by the large energy splitting  $\Delta_g$ . These errors can also be further suppressed by decreasing  $\Omega_{\text{MW}}$  at the cost of a larger gate time.

The above errors can be highly suppressed using e.g.  $^{88}\text{Sr}$ ,  $^{138}\text{Ba}^+$  or  $^{40}\text{Ca}^+$  instead of  $^{87}\text{Rb}$ . For these atoms, the ground states can be encoded in the  $S_0$  and  $P_0$  manifolds for  $^{88}\text{Sr}$  and the  $S_{1/2}$  and  $D_{3/5}$  manifolds for  $^{138}\text{Ba}^+$  and  $^{40}\text{Ca}^+$ , which have separations at optical frequencies between the stable states.

A final error that we will consider is that the transition  $|E\rangle \leftrightarrow |f\rangle$  will not be completely closed if the cavity is linearly polarized. This will, e.g. be the case for the system in Ref. [28]. Such a cavity also couples  $|f\rangle$  to the states  $|1^e, 1^e\rangle$ ,  $|2^e, 1^e\rangle$  and  $|3^e, 1^e\rangle$ . From  $|1^e, 1^e\rangle$  and  $|2^e, 1^e\rangle$  there might be an undetectable decay back to  $|g\rangle$ , which will introduce an error  $\propto 1/\sqrt{C}$  in the gates. The probability of an undetectable decay from these states should be compared to the probability of the detectable decays where the cavity photon is scattered of the qubit atoms instead. For  $^{87}\text{Rb}$ , we estimate this error by comparing the strengths of the effective couplings from  $|f\rangle$  to  $|1^e, 1^e\rangle$  and  $|2^e, 1^e\rangle$  with a subsequent decay to  $|g\rangle$  with the strength of the effective coupling from  $|1\rangle$  to  $|e\rangle$  in the qubit atoms with a subsequent decay back to  $|1\rangle$ . The latter process has a detuning of  $\Delta_E$  while the first two are additionally detuned by the energy gaps between  $|3^e, 3^e\rangle$  and  $|1^e, 1^e\rangle$  and  $|3^e, 3^e\rangle$  and  $|2^e, 1^e\rangle$  respectively, assuming that  $\Delta_E < 0$ . We find that since  $|\Delta_E|$  grows as  $\sqrt{C}$  the error increases from  $\sim 5 \cdot 10^{-5}$  at  $C = 1$  to a maximum value of  $\sim 2 \cdot 10^{-3}$  for  $C \sim 3000$  for which  $\Delta_E$  is comparable to the extra detunings of the  $|1^e, 1^e\rangle$  and  $|2^e, 1^e\rangle$  transitions compared to the  $|e\rangle$  transition. For  $C > 3000$  the error decreases as  $1/\sqrt{C}$ . Note that this error could be removed by making a 4 photon drive from  $|g\rangle$  to  $|E\rangle$  by letting  $|g\rangle = |1, -1\rangle$ . Another approach is to consider other atoms such as  $^{40}\text{Ca}^+$ , with more favorable levelstructures. The state  $|g\rangle$  could be encoded in the  $3^2D_{5/2}$  subspace while the state  $|f\rangle$  could be encoded in the  $4^2S_{1/2}$  subspace and similarly for the qubit states  $|0\rangle$  and  $|1\rangle$ . In such a setup, we will have separations of optical frequencies between the qubit states and we can remove the decay from the excited state back to  $|g\rangle$  by, e.g. driving from  $3^2D_{5/2}$  to  $4^2P_{1/2}$  through  $3^2D_{3/2}$ .