

Limitation of multi-particle correlations for studying the event-by-event distribution of harmonic flow in heavy-ion collisions

Jiangyong Jia^{1,2,*} and Sooraj Krishnann^{1,†}

¹*Department of Chemistry, Stony Brook University, Stony Brook, NY 11794, USA*

²*Physics Department, Brookhaven National Laboratory, Upton, NY 11796, USA*

The sensitivity of flow harmonics from cumulants on the event-by-event flow distribution $p(v_n)$ is investigated using a simple central moment expansion approach. For narrow distribution whose width is much smaller than the mean $\sigma_n \ll \langle v_n \rangle$, the difference between the first three higher-order cumulant estimates $v_n\{4\}$, $v_n\{6\}$ and $v_n\{8\}$ are not very sensitive to the shape of $p(v_n)$. For broad distribution $\sigma_n \gtrsim \langle v_n \rangle$, the higher-order cumulant estimates differ from each other but may change sign and become ill-defined. This sign change arises from the choice of $p(v_n)$, without the need to invoke non-flow effects. Direct extraction of $p(v_n)$ via a data-driven unfolding method is a more preferred approach for flow distribution measurement.

PACS numbers: 25.75.Dw

I. INTRODUCTION

Heavy-ion collisions at RHIC and LHC create a new state of nuclear matter that behaves like a perfect fluid of quarks and gluons (quark-gluon plasma or QGP), characterized by a small η/s value (ratio of shear viscosity to entropy density) that is close to the conjectured lower bound [1, 2]. The properties of the QGP, including η/s , are often inferred from studies of the collective flow phenomena [3]. Due to its small value of η/s , the collective expansion of the QGP efficiently transfer the asymmetries of the initial geometry into the azimuthal anisotropy of produced particles in momentum space. Detailed measurements of the collective flow and successful descriptions by hydrodynamic models have placed important constraints on the transport properties and initial conditions of the QGP [4].

The azimuthal anisotropy of the particle production in an event can be characterized by Fourier expansion of the underlying probability distribution $P(\phi)$ in azimuthal angle ϕ [5, 6],

$$P(\phi) = \frac{1}{2\pi} \sum_{n=-\infty}^{\infty} \mathbf{v}_n e^{-in\phi}, \quad \mathbf{v}_n = v_n e^{in\Phi_n} \quad (1)$$

where v_n and Φ_n are the magnitude and phase of the n -th order harmonic flow. Due to large event-by-event (EbyE) fluctuations of the collision geometry in the initial state, the v_n varies event to event, and can be described by a probability distribution $p(v_n)$ [4, 7].

Since the number of measured particles M in each event is finite, the flow vectors \mathbf{v}_n can only be estimated, for example by:

$$\mathbf{q}_n = q_n e^{in\Psi_n} \equiv \frac{\sum_i e^{in\phi_i}}{M} \quad (2)$$

where the sum runs over the particles in the event, ϕ_i are their azimuthal angles and Ψ_n is the observed event plane. In the presence of non-flow ρ_{nf} which includes statistical fluctuation and various short-range correlations, the magnitude and direction of \mathbf{q}_n differ from truth flow:

$$\mathbf{q}_n = \mathbf{v}_n + \rho_{\text{nf}} \quad (3)$$

It is important to emphasize that since non-flow sources are *uncorrelated* event to event, the probability distributions for \mathbf{q}_n and \mathbf{v}_n can be related to each other simply by a random smearing function $p(\rho_{\text{nf}})$ that reflects the EbyE distribution of non-flow.

$$p(\mathbf{q}_n) = p(\mathbf{v}_n) \otimes p(\rho_{\text{nf}}) \quad (4)$$

*Correspond to jjia@bnl.gov

†Correspond to sooraj9286@gmail.com

$p(\rho_{\text{nf}})$ can be calculated from a data-driven method [8] or estimated from a event generator that does not have collective flow [9], such as HIJING [10]. Both studies show that $p(\rho_{\text{nf}})$ is Gaussian for sufficiently large M (or t -distribution for moderate M). Once $p(\rho_{\text{nf}})$ is known, $p(\mathbf{v}_n)$ can be obtained from $p(\mathbf{q}_n)$ via a statistical unfolding method [11]. The resolving power on the shape of $p(v_n)$ of this method is controlled only by the width of $p(\rho_{\text{nf}})$. The first result of $p(v_n)$ has been obtained in this way for $n = 2, 3$ and 4 [8].

A more traditional method to study $p(v_n)$ is using the cumulants from multi-particle correlations [12–15]. A $2k$ -particle azimuthal correlator is obtained by averaging over all unique combinations in one event then over all events:

$$\langle\langle 2k \rangle\rangle = \left\langle \left\langle e^{in \sum_{j=1}^k (\phi_{2j-1} - \phi_{2j})} \right\rangle \right\rangle \approx \langle q_n^{2k} \rangle = \langle v_n^{2k} \rangle + \text{non-flow}. \quad (5)$$

where $\langle x^{2k} \rangle \equiv \int x^{2k} p(x) dx$ is the $2k$ -th moment of the probability distribution for x . The cumulants are then obtained by proper combination of all correlations involving $\leq 2k$ number of particles. The formulae for the first four cumulants are [13]:

$$\begin{aligned} c_n\{2\} &= \langle\langle 2 \rangle\rangle \\ c_n\{4\} &= \langle\langle 4 \rangle\rangle - 2\langle\langle 2 \rangle\rangle^2 \\ c_n\{6\} &= \langle\langle 6 \rangle\rangle - 9\langle\langle 4 \rangle\rangle\langle\langle 2 \rangle\rangle + 12\langle\langle 2 \rangle\rangle^3 \\ c_n\{8\} &= \langle\langle 8 \rangle\rangle - 16\langle\langle 6 \rangle\rangle\langle\langle 2 \rangle\rangle - 18\langle\langle 4 \rangle\rangle^2 + 144\langle\langle 4 \rangle\rangle\langle\langle 2 \rangle\rangle^2 - 144\langle\langle 2 \rangle\rangle^4 \end{aligned} \quad (6)$$

which leads to the following expressions for the harmonic flow v_n :

$$v_n\{2\} = \sqrt{c_n\{2\}}, \quad v_n\{4\} = \sqrt[4]{-c_n\{4\}}, \quad v_n\{6\} = \sqrt[6]{c_n\{6\}/4}, \quad v_n\{8\} = \sqrt[8]{-c_n\{8\}/33} \quad (7)$$

The cumulant framework has been generalized into all particle correlations known as the lee-yang-zero (LYZ) method [16].

The main advantage of cumulants is that they enable the subtraction of non-flow effects from genuine flow order by order after ensemble average [13, 14]. But this method measures only the “even” moments of $p(v_n)$, and there is no known analytical approach yet that can be used to reliably reconstruct the flow distribution from the first several cumulants (unless the shape of the distribution is known). One interesting question is how sensitive are these higher-order cumulants to the underlying flow fluctuation, and how well one can reconstruct the actual $p(v_n)$ from the first few $v_n\{2k\}$. Answer to this question is especially important with the recent development of event-shape selection technique [17–19] or in the study of flow in collisions of deformed nucleus [20, 21], where the $p(v_n)$ can have very different shapes.

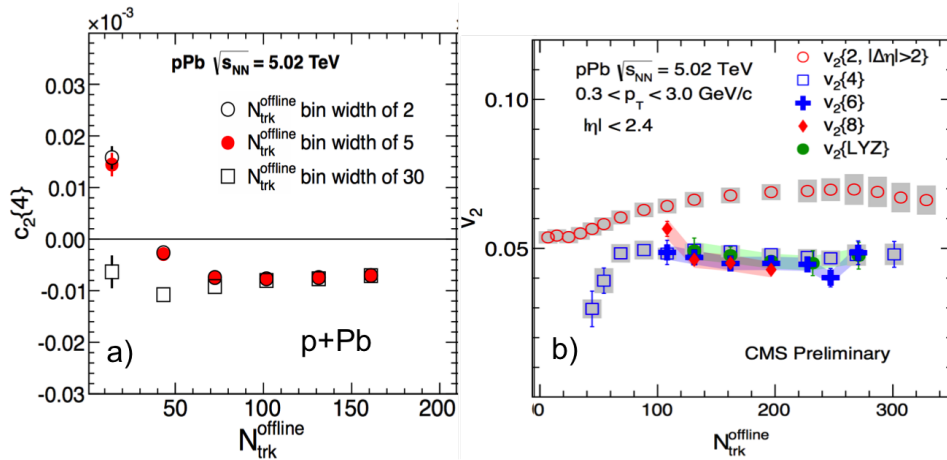


FIG. 1: Cumulants for second order azimuthal harmonics as a function of number of charged tracks in p +Pb collisions: (a) $c_2\{4\}$ from Ref. [22], (b) flow harmonics $v_2\{2k\}$ for $k = 1$ to 4 from Ref. [23].

There are no simple analytical expression of cumulants for arbitrary probability distribution. However, if the distribution of flow vector is Gaussian or equivalently the distribution of v_n is Bessel-Gaussian

$$p(\mathbf{v}_n) = \frac{1}{2\pi\delta_n^2} e^{-|\mathbf{v}_n - \mathbf{v}_n^0|^2 / (2\delta_n^2)}, \quad p(v_n) = \frac{v_n}{\delta_n^2} e^{-\frac{(v_n)^2 + (v_n^0)^2}{2\delta_n^2}} I_0\left(\frac{v_n^0 v_n}{\delta_n^2}\right), \quad (8)$$

flow harmonics defined by cumulants have a simple expression [24]:

$$v_n\{2k\} = \begin{cases} \sqrt{(v_n^0)^2 + 2\delta_n^2} & k=1 \\ v_n^0 & k>1 \end{cases} \quad (9)$$

Based on this, one may conclude that the observation of $v_n\{4\} \approx v_n\{6\} \approx v_n\{8\}$ in A+A collisions [25, 26] and high multiplicity p +A collisions [23] (see Fig 1 (b)) is an indication that the underlying $p(\mathbf{v}_n)$ is close to Gaussian. It is also argued that if flow signal dominates, then cumulants $c_n\{2k\}$ must have the “correct” sign, i.e. negative for even k and positive for odd k , such that $c_2\{4\}$ is positive for small multiplicity events (see Fig. 1(a)) must then imply the dominance of non-flow [22, 27, 28]. In this paper, we investigate the sensitivity of cumulants on $p(v_n)$ using a simple central moment expansion approach. We show both claims are false for arbitrary probability distribution, and in many cases the flow harmonics from higher-order cumulants do not provide strong constraints on the shape of $p(v_n)$ beyond its mean and width. Instead, inferring the shape information of $p(v_n)$ directly from the EbyE distribution of observed flow vector $p(\mathbf{q}_n)$ and non-flow $p(\rho_{nf})$ is a better approach.

II. BEHAVIOR OF CUMULANTS FOR NARROW DISTRIBUTIONS

In the limit of large M , the cumulants are fully determined from the moments of the underlying flow probability distribution (eqs. 5 and 6):

$$\begin{aligned} \mathcal{C}_n\{2\} \equiv c_n\{2\} &= \langle v_n^2 \rangle \\ -\mathcal{C}_n\{4\} \equiv c_n\{4\} &= \langle v_n^4 \rangle - 2\langle v_n^2 \rangle^2 \\ 4\mathcal{C}_n\{6\} \equiv c_n\{6\} &= \langle v_n^6 \rangle - 9\langle v_n^4 \rangle \langle v_n^2 \rangle + 12\langle v_n^2 \rangle^3 \\ -33\mathcal{C}_n\{8\} \equiv c_n\{8\} &= \langle v_n^8 \rangle - 16\langle v_n^6 \rangle \langle v_n^2 \rangle - 18\langle v_n^4 \rangle^2 + 144\langle v_n^4 \rangle \langle v_n^2 \rangle^2 - 144\langle v_n^2 \rangle^4. \end{aligned} \quad (10)$$

where new variables $\mathcal{C}_n\{2k\}$ are introduced in order to have a unified expression for the flow coefficients (and extended to negative values):

$$v_n\{2k\} \equiv \text{sgn}(\mathcal{C}_n\{2k\}) \sqrt[2k]{|\mathcal{C}_n\{2k\}|} \quad (11)$$

The moment of the flow distribution can be expanded into a finite number of central moments:

$$\langle v_n^{2k} \rangle = \langle v_n \rangle^{2k} \int \left(1 + \frac{v_n - \langle v_n \rangle}{\langle v_n \rangle} \right)^{2k} p(v_n) dv_n = \langle v_n \rangle^{2k} \left(1 + \sum_{j=2}^{2k} C_{2k}^j \theta_j \right), \quad (12)$$

where $\theta_j = \int \left(\frac{v_n - \langle v_n \rangle}{\langle v_n \rangle} \right)^j p(v_n) dv_n$ is the central moment normalized by the j -th power of the mean $\langle v_n \rangle$ (or reduced central moment). Note that $\theta_1 = 0$ by definition, and $\theta_{2n}\theta_{2m} \leq \theta_{2n+2m}$ according to Cauchy-Schwarz inequality.

The value of θ_j depends on the characteristic variable $\epsilon \equiv \frac{v_n - \langle v_n \rangle}{\langle v_n \rangle}$. For a relatively narrow distribution for which the probability for $|\epsilon| > 1$ is small, i.e. $\int_{|\epsilon|>1} p(v_n) dv_n \ll 1$ ¹ and value of j is not too large, we expect that $|\theta_j| \ll 1$ and $|\theta_j|$ decreases parametrically with increasing j . Plugging eq. 12 into the eq. 10, and keeping terms to fourth order one obtains:

$$\begin{aligned} \mathcal{C}_n\{2\}/\langle v_n \rangle^2 &= 1 + \theta_2 \\ \mathcal{C}_n\{4\}/\langle v_n \rangle^4 &= 1 - 2\theta_2 - 4\theta_3 - \theta_4 + 2\theta_2^2 \\ \mathcal{C}_n\{6\}/\langle v_n \rangle^6 &\approx 1 - 3\theta_2 - 4\theta_3 + \frac{3}{2}\theta_4 - \frac{9}{2}\theta_2^2 \\ \mathcal{C}_n\{8\}/\langle v_n \rangle^8 &\approx 1 - 4\theta_2 - \frac{56}{11}\theta_3 + \frac{62}{33}\theta_4 - \frac{40}{11}\theta_2^2 \end{aligned} \quad (13)$$

¹ In most cases, a weaker condition can be used: $\sigma_n \ll \langle v_n \rangle$, where σ_n is the root-mean-square width.

This leads to the following approximation for $v_2\{2k\}$:

$$\begin{aligned} v_n\{2\}/\langle v_n \rangle &\approx 1 + \frac{1}{2}\theta_2 - \frac{3}{8}\theta_2^2 \\ v_n\{4\}/\langle v_n \rangle &\approx 1 - \frac{1}{2}\theta_2 - \theta_3 - \frac{1}{4}\theta_4 + \frac{1}{8}\theta_2^2 \\ v_n\{6\}/\langle v_n \rangle &\approx 1 - \frac{1}{2}\theta_2 - \frac{2}{3}\theta_3 + \frac{1}{4}\theta_4 - \frac{11}{8}\theta_2^2 \\ v_n\{8\}/\langle v_n \rangle &\approx 1 - \frac{1}{2}\theta_2 - \frac{7}{11}\theta_3 + \frac{31}{132}\theta_4 - \frac{117}{88}\theta_2^2 \end{aligned} \quad (14)$$

Hence flow harmonics for all higher-cumulant $v_n\{2k\}$ are approximately the same [15, 24]:

$$v_n\{2k\} \approx \langle v_n \rangle \left(1 - \frac{1}{2}\theta_2\right), k > 1. \quad (15)$$

The relative flow fluctuation can be obtained by combining second- and fourth-order cumulants, giving a well known result [3]:

$$\frac{\sigma_n}{\langle v_n \rangle} \equiv \sqrt{\theta_2} \approx \sqrt{\frac{v_n^2\{2\} - v_n^2\{4\}}{v_n^2\{2\} + v_n^2\{4\}}} \equiv F_2 \quad (16)$$

It can be shown that F_2 differs from $\sigma_n/\langle v_n \rangle$ by a factor $1 + \frac{\theta_3}{2\theta_2} + \frac{\theta_4 - \theta_2^2}{8\theta_2} + O(\theta_3)$. Lastly, eq. 14 also leads to two useful approximations that are valid for narrow $p(v_n)$ distributions.

$$\begin{aligned} v_n\{6\} - v_n\{4\} &\approx \langle v_n \rangle \left(\frac{1}{3}\theta_3 + \frac{\theta_4 - 3\theta_2^2}{2} \right) \\ v_n\{8\} - v_n\{6\} &\approx \langle v_n \rangle \left(\frac{1}{33}\theta_3 - \frac{\theta_4 - 3\theta_2^2}{66} \right) \end{aligned} \quad (17)$$

The difference between $v_n\{6\}$ and $v_n\{8\}$ is about one order of magnitude smaller than the difference between $v_n\{4\}$ and $v_n\{6\}$.

III. BEHAVIOR OF CUMULANTS FOR BROAD DISTRIBUTIONS

When the flow distribution is very broad, i.e. the probability of the events with $|v_n - \langle v_n \rangle| > \langle v_n \rangle$ is large (or $\sigma_n \gtrsim \langle v_n \rangle$), the higher-order central moments can no longer be treated as perturbation of the cumulants. All θ_j terms are in principle of the similar magnitude, and depending on the shape of the $p(v_n)$ the values of $c_n\{2k\}$ may differ significantly. We use the word “may” because for the well-known Gaussian distribution (eq. 9), the higher-order $c_n\{2k\}$ are always the same independent of the broadness of the distribution². On the other hand, it is very easy to construct simple distributions for which $c_n\{2k\}$ differ from each other. This is an important point, because the $p(v_n)$ distribution of an ensemble can differ significantly from Gaussian, either for collisions obtained via event-shape engineering technique or for collisions of deformed nucleus.

In this section, two simple examples are discussed to illustrate the possible behavior of the cumulants when the associated distribution broadens. These distributions are shown in Fig. 2 with the following expression:

$$p(x; a) = \begin{cases} 1 & |x - 1| \leq a \\ 0 & |x - 1| > a \end{cases}, \quad x \equiv \frac{v_n}{\langle v_n \rangle} \quad (18)$$

$$p(x; a) = \begin{cases} 2 - x & |x - 1| \leq a \\ 0 & |x - 1| > a \end{cases}, \quad x \equiv \frac{v_n}{\langle v_n \rangle} (1 - a^2/3) \quad (19)$$

The width of the distributions increase with a , but their $\langle v_n \rangle$ values either remain the same (eq. 18) or decrease (eq. 19). Hence these examples are used to study one of the possible changing behavior of cumulants from $\sigma_n \ll \langle v_n \rangle$ to $\sigma_n > \langle v_n \rangle$.

² It is a broad distribution when $\delta_n \gg v_n^0$, and a narrow distribution when $\delta_n \ll v_n^0$.

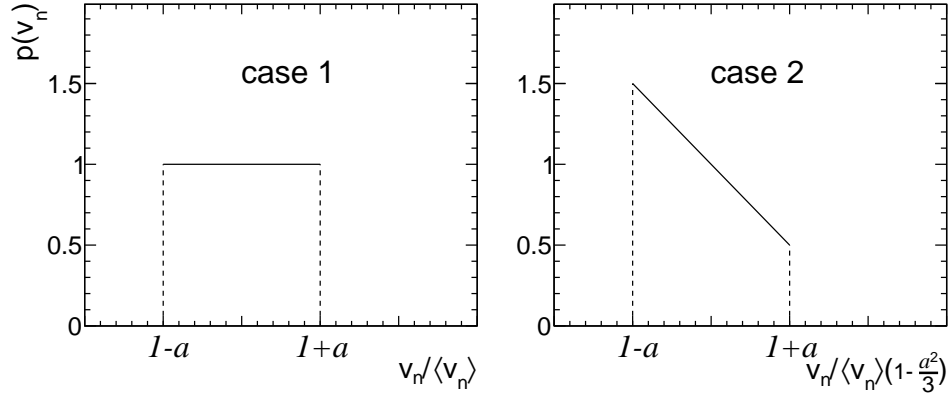


FIG. 2: The two flow probability distributions represented by eqs 18 and 19. Parameter a controls the width of these distributions.

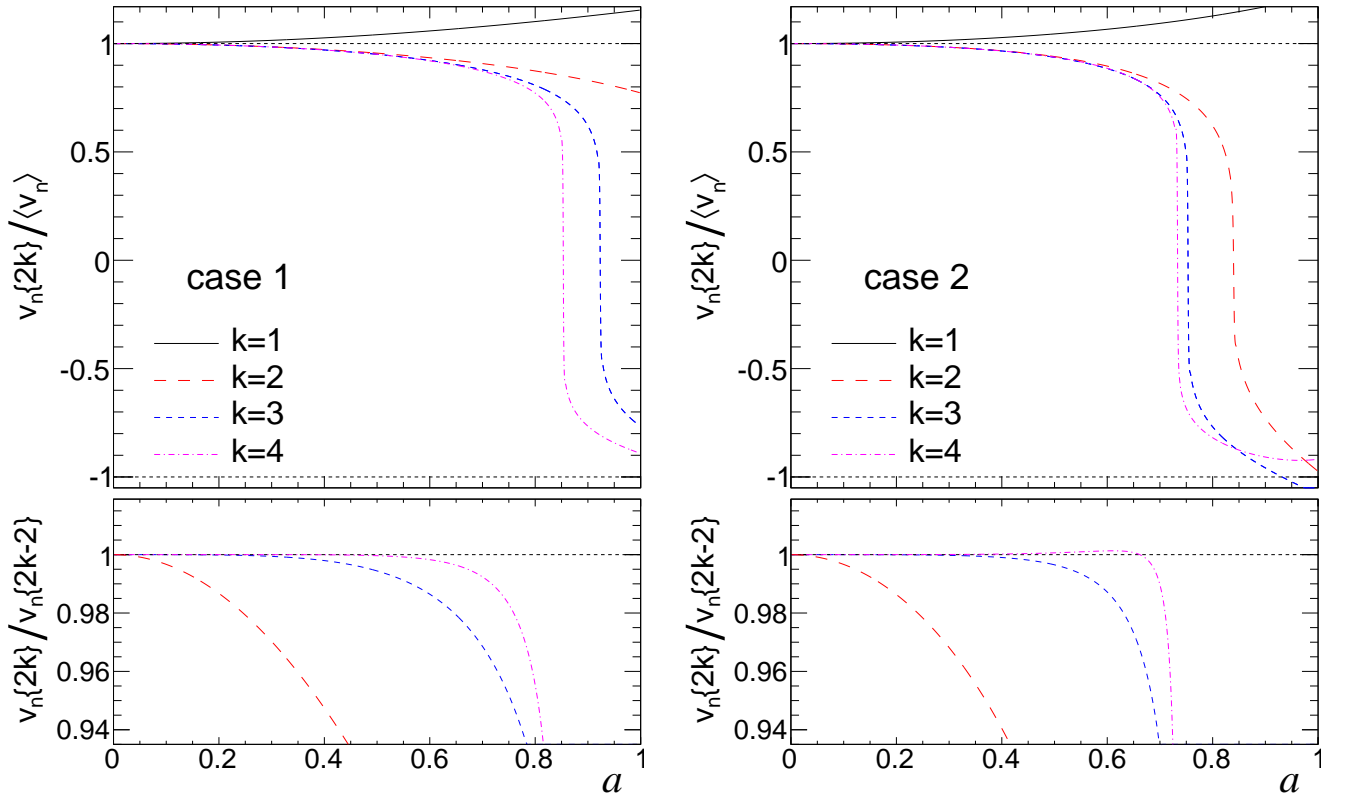


FIG. 3: The flow harmonics from cumulants (a) $v_n\{2k\}$ and (b) ratios between neighboring cumulant estimates $v_n\{2k\}/v_n\{2k-2\}$ as a function of a for two probability distributions represented by Eqs. 18-19.

The cumulants as a function of a for these distributions are shown in Fig. 3. In both cases, $v_n\{6\}$ and $v_n\{8\}$ change sign for large values of a . In the second case, the value of $v_n\{4\}$ also become negative for $a \gtrsim 0.84$. The transition happens rather abruptly due to the large exponential powers that relates $c_n\{2k\}$ and $v_n\{2k\}$. In the region where $v_n\{2k\}$ are positive (physical), the flow harmonics from higher-order cumulants are very close to each other since they are all dominated by $\langle v_n \rangle (1 - \frac{1}{2}\theta_2)$, and hence are insensitive to the detailed shape of the underlying distributions. The differences are quantified by ratios between neighboring cumulants $v_n\{2k\}/v_n\{2k-2\}$. For both distributions, differences on the order of a few percents are observed between $v_n\{4\}$ and $v_n\{6\}$ for moderately large a ($a > 0.5$). The difference between $v_n\{6\}$ and $v_n\{8\}$ are always very small except close to the transition region ($a \gtrsim 0.7$).

The behavior of higher-order cumulants are often studied from the mathematical properties of the generation

functions for flow cumulants [16]:

$$-\ln \int J_0(2v_n z) p(v_n) dv_n = \sum_{k=1}^{\infty} \frac{z^{2k} a_k}{k!^2} C_n\{2k\}, \quad v_n\{2k\} \equiv \text{sgn}(C_n\{2k\}) \sqrt[2k]{|C_n\{2k\}|} \quad (20)$$

where the coefficients $a_k = 1, 1, 4, 33, 456, \dots$ are defined by

$$-\ln J_0(2z) = \sum_{k=1}^{\infty} \frac{z^{2k} a_k}{k!^2}, \quad (21)$$

One necessary (but not sufficient) condition for the convergence of $v_n\{2k\}$ for $k \rightarrow \infty$ is that $f(z) = \int J_0(2v_n z) p(v_n) dv_n$ must have zeros. For the two distributions discussed above, we found that $v_n\{2k\}$ always converges for small a (in general true for narrow distributions), however when a is large, the sign and magnitude of $v_n\{2k\}$ fluctuates. In particular, when $a = 1$, $f(z)$ has no zeroes in the entire complex plane ($\lim_{z \rightarrow \infty} z f(z) = \text{const}$). In these cases, the $v_n\{2k\}$ do not converge to a common value, and they do not even have the same sign.

These examples illustrate the potential limitation of reconstructing the $p(v_n)$ with the flow harmonics estimated from higher-order cumulants. Two distributions with same $\langle v_n \rangle$ and same relative width θ_2 , but otherwise with very different shapes often have similar $v_n\{2k\}$ with a difference on the order of a few percent or less. Previous studies [29–31] show this is also the case for other more physical distributions motivated by Glauber models in $p+A$ or $A+A$ collisions: these so call power or elliptic power functions have significant non-Gaussian tails but nevertheless very similar $v_n\{2k\}$. Distinguishing between these different distributions experimentally via flow harmonics obtained from higher-order cumulants thus require extreme precision and careful cancellation of the systematic uncertainties between $v_n\{2k\}$ of different order (see Fig.6 of Ref. [31] and Fig. 9 of Ref. [25]). Although the hierarchy between $v_n\{2k\}$ shows more sensitivity when $p(v_n)$ is very broad, this is also the region where all reduced central moments θ_j are equally important, and $v_n\{2k\}$ may change sign. These caveats need to be considered when inferring the shape of $p(v_n)$ from the measured $v_n\{2k\}$.

ATLAS Collaboration has obtained $v_2\{4\}$, $v_2\{6\}$ and $v_2\{8\}$ from the measured $p(v_2)$ in Pb+Pb collisions [8], they are found to be in excellent agreement with those measured directly via the cumulant methods [25]. A significant non-Gaussianity of $p(v_2)$ is found to lead to a 1%–2% small difference between $v_2\{4\}$ and $v_2\{6\}$ in mid-central collisions, but no visible difference between $v_2\{6\}$ and $v_2\{8\}$. Our discussion above suggests that it may not be easy to reconstruct the non-Gaussianity of $p(v_2)$ from the directly measured $v_2\{4\}$, $v_2\{6\}$ and $v_2\{8\}$ within their respective experimental uncertainties.

Recently, a lot of studies have been devoted to the v_n in $p+A$ collisions [22, 27, 32–36], where the measurement of $v_2\{2k\}$ have been obtained for $k = 1$ to 4. A sign change of $c_2\{4\}$ has been interpreted as transition from non-flow dominated region to flow dominated region (see Fig. 1(a)). But as discussed before, $c_2\{4\} < 0$ in general does not necessarily indicate the onset of collectivity, unless we have a priori knowledge of its shape, e.g. it is close to Gaussian. Furthermore the fact that $v_2\{4\} \approx v_2\{6\} \approx v_2\{8\}$ in $p+Pb$ collisions (see Fig. 1(b)) only implies a consistency with the dominance of collective behavior, and within current uncertainties it can not constrain the shape beyond its mean and width.

IV. “EVENT-BY-EVENT” CUMULANT?

After the measurement of $p(v_n)$ came out, there were suggestions to combine the advantage of cumulant method (good non-flow suppression) and EbyE v_n method (more sensitive to flow distributions) by performing some kinds of event-by-event cumulant measurement. Strictly speaking, cumulants as well as moments should only be defined for an ensemble of events. But nevertheless, we could imagine calculating quantities analogous to cumulants for each event ³:

$$\begin{aligned} C'_n\{2\} &\equiv \langle 2 \rangle \\ -C'_n\{4\} &\equiv \langle 4 \rangle - 2\langle 2 \rangle^2 \\ 4C'_n\{6\} &\equiv \langle 6 \rangle - 9\langle 4 \rangle \langle 2 \rangle + 12\langle 2 \rangle^3 \\ &\dots \end{aligned} \quad (22)$$

$$v'_n\{2k\} \equiv \text{sgn}(C'_n\{4\}) \sqrt[2k]{|C'_n\{2k\}|} \quad (23)$$

³ We choose the expression similar as Eq. 6 for direct analogy. In principle, statistical fluctuations may lead to non-zero odd moments within a single event [14], which lead to additional higher-order corrections to Eq. 26 but don't change the general conclusion.

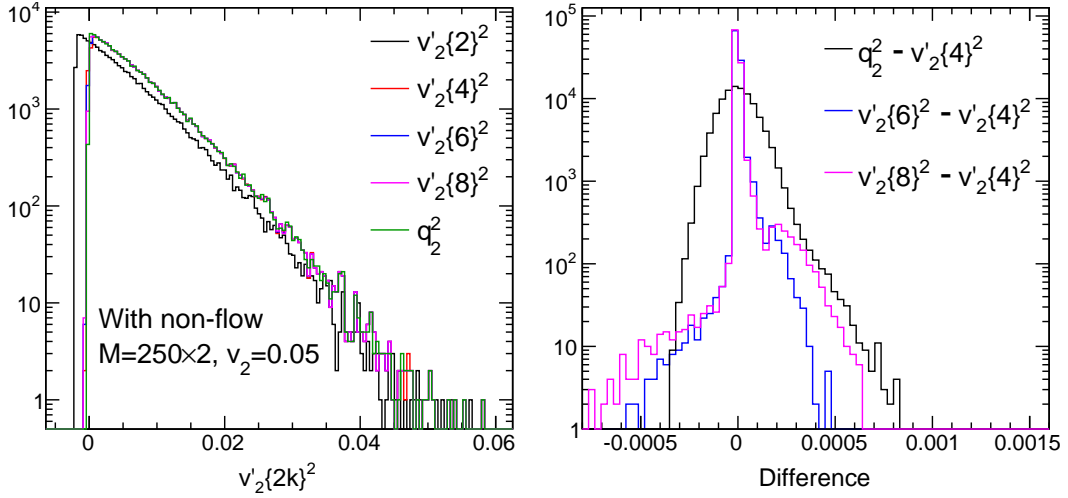


FIG. 4: (a) The event-by-event distributions of $v'_n\{2k\}^2$ defined by eq. 27 and q_n^2 from the toy simulation. (b) The event-by-event difference between these variables.

The formulae for EbyE multi-particle correlation are expressed in terms of \mathbf{q}_n and $\omega \equiv 1/M$ following the direct cumulant framework of Ref. [14, 15]:

$$\langle 2 \rangle = \frac{q_n^2 - \omega}{1 - \omega} \quad (24)$$

$$\langle 4 \rangle = \frac{q_n^4 - 4\omega q_n^2 \left[(1 - 2\omega) + \frac{1}{2} q_{2n} \cos(\Psi_{2n} - 2\Psi_n) \right] + 2\omega^2 \left[1 - 3\omega + \frac{1}{2} q_{2n}^2 \right]}{(1 - \omega)(1 - 2\omega)(1 - 3\omega)} \quad (25)$$

$$\begin{aligned} \langle 6 \rangle = & \left(q_n^6 - 9\omega q_n^2 \left[(1 - 4\omega) q_n^2 + \frac{2}{3} q_{2n} q_n^2 \cos(\Psi_{2n} - 2\Psi_n) \right] \right. \\ & + 18\omega^2 q_n^2 \left[(1 - 2\omega)(1 - 5\omega) + (1 - 4\omega) q_{2n} \cos(\Psi_{2n} - 2\Psi_n) + \frac{1}{2} q_{2n}^2 + \frac{2}{9} q_{3n} q_n \cos(\Psi_{3n} - 3\Psi_n) \right] \\ & \left. - 6\omega^3 \left[(1 - 4\omega)(1 - 5\omega) + \frac{3}{2} (1 - 4\omega) q_{2n}^2 + 2q_n q_{2n} q_{3n} \cos(\Psi_{3n} - \Psi_{2n} - \Psi_n) \right] + 4\omega^4 q_{3n}^2 \right) / \Pi_{k=1}^5 (1 - k\omega) \end{aligned} \quad (26)$$

The formula for $\langle 8 \rangle$ is skipped since it is quite lengthy. The terms in these formula are ordered in powers of ω . For sufficiently large multiplicity, $\langle 2k \rangle$ should be dominated by the leading term in each event: $\langle 2k \rangle \approx q_n^{2k}$, $C'_n\{2k\} \approx q_n^{2k}$ and $v'_n\{2k\} \approx q_n$. Hence non-flow contributions to $v'_n\{2k\}$ is nearly completely controlled by their contributions to q_n .

To verify this, a simple toy simulation is performed with $M=500$ and $v_2 = 0.05$. The 500 particles are generated from 250 resonances each producing one pair of particles in the same direction, so the non-flow effects from statistical fluctuation and resonance decays have similar magnitudes. The results are calculated as

$$v'_2\{2k\}^2 \equiv \text{sgn}(C'_2\{2k\}) \sqrt[k]{|C'_2\{2k\}|} \quad (27)$$

and they are shown in Fig. 4(a) (in this definition, $v'_2\{2\}^2$ and q_2^2 are related by a simple linear transformation). The fluctuations of $v'_2\{2k\}^2$ reflect statistical fluctuation and non-flow from resonance decays and they are nearly identical as expected (also reflected by the EbyE difference between the higher-order EbyE cumulants shown in Fig. 4(b)). This result is consistent with the fact that non-flow suppression of the cumulants is achieved by averaging over events, not within each event.

V. SUMMARY AND DISCUSSION

The relationship between the cumulants and the event-by-event flow distribution $p(v_n)$ has been investigated via a central moment expansion approach. For a narrow distribution where the width is much smaller than the mean, i.e. $\sigma_n \ll \langle v_n \rangle$, the flow harmonics from higher-order cumulants $v_n\{2k\}$ for $k > 1$ are very close to each other: $v_n\{2k\} \approx \langle v_n \rangle \left(1 - \sigma_n^2 / \langle v_n \rangle^2 \right)$. Thus similarity of flow harmonics from higher-order cumulants for elliptic flow,

$v_2\{4\} \approx v_2\{6\} \approx v_2\{8\}$, in A+A collisions and high-multiplicity p +A collisions does not provide strong constraints on the shape of $p(v_2)$ beyond its mean and width. As the distribution becomes broader $\sigma_n \gtrsim \langle v_n \rangle$, depending on the shape of $p(v_n)$, the $v_n\{2k\}$ may start to differ from each other, and eventually become negative. This sign change arises from the choice of $p(v_n)$, without the need to invoke non-flow effects. Hence the sign change of $c_2\{4\}$ at small multiplicity, in principle does not have to indicate the onset of collectivity or non-flow, without some a priori assumption of the shape of $p(v_2)$ based on Glauber model.

For these reasons and also because cumulants only probes the even moments of the $p(v_n)$, direct measurement of $p(v_n)$ via a data-driven unfolding method for non-flow removal is a more preferred approach. The shape-resolving power of this method is limited only by the width of the EbyE non-flow contribution not by $\sigma_n/\langle v_n \rangle$. Furthermore, cumulants can be calculated directly from the measured $p(v_n)$, typically with smaller systematic uncertainties than direct calculations [25].

In fact, if all one cares about are $v_n\{2k\}$, they can be estimated directly from $p(q_n)$ without need of unfolding in the following way. Since the $p(v_n)$ is close to Bessel-Gaussian (Eq. 8), additional smearing from statistical fluctuation and other non-flow effects mainly increase δ_n but have little impact on v_n^0 . Assuming the width of non-flow distribution $p(\rho_{\text{nf}})$ is δ_{nf} in the x - or y -axis direction, then it is easy to see that the flow harmonics can be calculated directly from $p(q_n)$ as

$$v_n\{2\}^2 = q_n\{2\}^2 - 2\delta_{\text{nf}}^2, \quad (28)$$

$$v_n\{2k\} \approx q_n\{2k\} \approx v_n^0, k > 1 \quad (29)$$

where $q_n\{2k\}$ are calculated directly from $p(q_n)$ using formula identical to Eqs. 10 and 11. Using HIJING events generated with realistic flow afterburner [9], we have verified that $q_n\{2k\}$ is essentially the same as the $v_n\{2k\}$ obtained using the direct cumulant method [14] for central and mid-central Pb+Pb collisions at RHIC and LHC energies [37].

We also investigated the statistical nature of cumulant calculated on an event-by-event bases. It was shown that these EbyE cumulants are nearly completely determined by observed flow vector q_n , and hence they provide no benefit in suppressing statistical smearing and other non-flow effects on a EbyE bases.

We appreciate valuable comments and fruitful discussions with D. Teaney and A. Bilandzic. This research is supported by NSF under grant number PHY-1305037.

-
- [1] U. Heinz and R. Snellings, *Ann. Rev. Nucl. Part. Sci.* **63**, 123 (2013).
 - [2] C. Gale, S. Jeon, and B. Schenke, *Int. J. Mod. Phys. A* **28**, 1340011 (2013).
 - [3] S. A. Voloshin, A. M. Poskanzer, and R. Snellings, (2008), [arXiv:0809.2949 \[nucl-ex\]](#).
 - [4] M. Luzum and H. Petersen, *J. Phys. G* **41**, 063102 (2014).
 - [5] J.-Y. Ollitrault, *Phys. Rev. D* **46**, 229 (1992).
 - [6] S. Voloshin and Y. Zhang, *Z. Phys. C* **70**, 665 (1996).
 - [7] J. Jia, *J. Phys. G* **41**, 124003 (2014).
 - [8] G. Aad *et al.* (ATLAS Collaboration), *JHEP* **1311**, 183 (2013).
 - [9] J. Jia and S. Mohapatra, *Phys. Rev. C* **88**, 014907 (2013).
 - [10] M. Gyulassy and X.-N. Wang, *Comput. Phys. Commun.* **83**, 307 (1994).
 - [11] G. D'Agostini, *Nucl. Instrum. Meth. A* **362**, 487 (1995).
 - [12] N. Borghini, P. M. Dinh, and J.-Y. Ollitrault, *Phys. Rev. C* **63**, 054906 (2001).
 - [13] N. Borghini, P. M. Dinh, and J.-Y. Ollitrault, *Phys. Rev. C* **64**, 054901 (2001).
 - [14] A. Bilandzic, R. Snellings, and S. Voloshin, *Phys. Rev. C* **83**, 044913 (2011).
 - [15] A. Bilandzic, Ph.D. thesis, CERN-THESIS-2012-018.
 - [16] R. Bhalerao, N. Borghini, and J. Ollitrault, *Nucl. Phys. A* **727**, 373 (2003).
 - [17] J. Schukraft, A. Timmins, and S. A. Voloshin, *Phys. Lett. B* **719**, 394 (2013).
 - [18] P. Huo, J. Jia, and S. Mohapatra, *Phys. Rev. C* **90**, 024910 (2014).
 - [19] J. Jia and P. Huo, *Phys. Rev. C* **90**, 034915 (2014).
 - [20] H. Wang and P. Sorensen (STAR Collaboration), (2014), [arXiv:1406.7522 \[nucl-ex\]](#).
 - [21] M. Rybczynski, W. Broniowski, and G. Stefanek, *Phys. Rev. C* **87**, 044908 (2013).
 - [22] S. Chatrchyan *et al.* (CMS Collaboration), *Phys. Lett. B* **724**, 213 (2013).
 - [23] Q. Wang (CMS Collaboration), *Nucl. Phys. A* (2014), [10.1016/j.nuclphysa.2014.10.005](#).
 - [24] S. A. Voloshin, A. M. Poskanzer, A. Tang, and G. Wang, *Phys. Lett. B* **659**, 537 (2008).
 - [25] G. Aad *et al.* (ATLAS Collaboration), *Eur. Phys. J. C* **74**, 3157 (2014).
 - [26] A. Bilandzic (ALICE Collaboration), *J. Phys. G* **38**, 124052 (2011).
 - [27] G. Aad *et al.* (ATLAS), *Phys. Lett. B* **725**, 60 (2013).
 - [28] B. B. Abelev *et al.* (ALICE Collaboration), *Phys. Rev. C* **90**, 054901 (2014).
 - [29] A. Bzdak, P. Bozek, and L. McLerran, *Nucl. Phys. A* **927**, 15 (2014).

- [30] L. Yan and J.-Y. Ollitrault, [Phys. Rev. Lett. **112**, 082301 \(2014\)](#).
- [31] L. Yan, J.-Y. Ollitrault, and A. M. Poskanzer, [Phys. Rev. C **90**, 024903 \(2014\)](#).
- [32] S. Chatrchyan *et al.* (CMS Collaboration), [Phys. Lett. B **718**, 795 \(2013\)](#).
- [33] B. Abelev *et al.* (ALICE Collaboration), [Phys. Lett. B **719**, 29 \(2013\)](#).
- [34] G. Aad *et al.* (ATLAS Collaboration), [Phys. Rev. Lett. **110**, 182302 \(2013\)](#).
- [35] A. Adare *et al.* (PHENIX Collaboration), [Phys. Rev. Lett. **111**, 212301 \(2013\)](#).
- [36] G. Aad *et al.* (ATLAS Collaboration), [Phys. Rev. C **90**, 044906 \(2014\)](#).
- [37] J. Jia and S. Krishnann, in preparation .