

# The Double Jones Birefringence in Magneto-electric Medium

Waqas Mahmood and Qing Zhao\*

*School of Physics, Beijing Institute of Technology, 5 South Zhongguancun Street, Haidian District, Beijing, 100081, China*

[\\*qzhaoyuping@bit.edu.cn](mailto:qzhaoyuping@bit.edu.cn)

**Abstract:** In this paper, the Maxwell's equations for the tensorial magneto-electric (ME) medium have been solved which in fact is the extension of anisotropic nonmagnetic medium. All of the dielectric permittivity, magnetic permeability and the ME tensors are considered. The transverse polarization is shown explicitly and the propagation of electromagnetic wave in the ME medium is found to have the Double Jones Birefringence. We also find the condition of D'yakonov surface wave for magneto-isotropic but with ME anisotropic medium. Especially when the incident angle is  $\frac{\pi}{4}$ , it may be measurable in principle.

© 2024 Optical Society of America

**OCIS codes:** (000.0000) General.

---

## References and links

1. W. C. Röntgen, *Ann. Phys.*, **35**, 264 (1888).
  2. H. A. Wilson, "On the Electric Effect of Rotating a Dielectric in a Magnetic Field," *Phil. Trans. R. Soc. London A*, **204**, 121–137 (1904).
  3. P. Curie, *J. Physique*, **3**, 393–415 (1894).
  4. P. Debye, *Z. Phys.*, **36**, 300 (1926).
  5. L. D. Landau, E. M. Lifshitz and P. Pitaevskii, "Electrodynamics of Continuous Media", Second Edition, (Butterworth Heinemann).
  6. I. E. Dzyaloshinskii, "On the magneto-electrical effect in antiferromagnets," *Sov. Phys. JETP*, **10**(3), 628–629 (1960).
  7. D. N. Astrov, "The magnetoelectric effect in antiferromagnets," *Sov. Phys. JETP*, **11**, 708–709 (1960).
  8. D. N. Astrov, "Magnetoelectric Effect in Chromium Oxide," *Sov. Phys.-JETP*, **13**(4), 729–733 (1961).
  9. G. T. Rado and V. J. Folen, "Observation of the Magnetically Induced Magnetoelectric Effect and Evidence for Antiferromagnetic Domains," *Phys. Rev. Lett.*, **7**(8), 310–311 (1961).
  10. V. J. Folen, G. T. Rado and E. W. Stalder, "Anisotropy of the Magnetoelectric Effect in  $\text{Cr}_2\text{O}_3$ ," *Phys. Rev. Lett.*, **6**(11), 607–608 (1961).
  11. T. Roth and G. L. J. A. Rikken, "Observation of Magnetoelectric Jones Birefringence," *Phys. Rev. Lett.*, **85**(21), 4478–4481 (2000).
  12. P. Yu, J. X. Zhang, "Emergent phenomena at multiferroic  $\text{BiFeO}_3$  superstructures," *Progress in Physics*, **33**, 369 (2013).
  13. U. Leonhardt and P. Piwnicki, "Optics of nonuniformly moving media," *Phys. Rev. A*, **60**(6), 4301–4312 (1999).
  14. J. Fiurášek, U. Leonhardt and R. Parentani, "Slow-light pulses in moving media," *Phys. Rev. A*, **65**, 011802(R) p.1–4 (2001).
  15. F. Wilczek, "Two Applications of Axion Electrodynamics," *Phys. Rev. Lett.*, **58**(18), 1799–1802 (1987).
  16. X. L. Qi, R. Li, J. Zang and S. C. Zhang, "Inducing a magnetic monopole with topological surface states," *Science*, **323**, 1184–1187 (2009).
  17. F. V. Ignatovich and V. K. Ignatovich, "Optics of anisotropic media," *Physics–Uspekhi*, **55**(7), 709–720 (2012).
  18. A. Akdagli, "Behaviour of Electromagnetic Waves in Different Media and Structures," (InTech Publisher), Chapter 4 (Author: Shaohua Guo), "The Eigen Theory of Electromagnetic wave in Complex Media,"
  19. R. H. Tarkhanyan and D. G. Niarchos, "Nonradiative surface electromagnetic waves at the interface of uniaxially bianisotropic enantiomeric media," *Phys. Status Solidi B*, **248**(6), 1499–1504 (2011).
-

## 1. Introduction

The magneto-electric (ME) effect attracts more attention both in theoretical research and practical applications. The history of ME effect may go back long time ago. It was observed through a moving dielectric that was magnetized when placed in an electric field [1]. An entirely opposite phenomenon to this was the polarization of a moving dielectric in the presence of a magnetic field almost two decades later [2]. After these two observations on coupling between electric and magnetic fields for moving dielectrics, P. Curie pointed out an intrinsic ME effect, based on symmetry operations for non-moving crystals [3]. Though Curie realized that symmetry plays an important role in coupling of electric and magnetic fields but there was no successful explanation. However, Debye coined the ME effect [4] for the first time. Years later Landau and Lifshitz proposed that ME behavior is possible in time-asymmetric media [5]. This time-reversal symmetry was violated in antiferromagnetic  $Cr_2O_3$  [6] and it was verified experimentally [7-10]. This electric field induced magnetization and magnetic field induced polarization both are linear in the applied fields [5].

The uniaxial medium has the property of showing different fundamental optical phenomena such as isotropic refraction and absorption, linear birefringence and dichroism, and circular birefringence and dichroism. Another phenomenon initially predicted as Jones effect was later observed experimentally by Roth et al. [11]. Now the idea has been extended to BFO materials [12] in which  $D_i = \epsilon_{ij}E_j + \alpha_{ij}H_j$  [5] (repeating indices mean summation). For antisymmetric  $\alpha_{ij}$  i.e.,  $\alpha_{ij} \sim \epsilon_{ijk}v_k$ , it is equivalent to a moving medium with velocity  $v_i$  (ether-like). The propagation of light in moving medium has been discussed extensively in Ref [13, 14]. Along a different line, very interesting developments have been made by setting  $\alpha_{ij} \sim \theta(\vec{r}, t)\delta_{ij}$  ( $\theta$  may depend on time or constant only). It leads to axion electrodynamics when  $\theta$  is regarded as dynamical variable [15, 16] and gives rise to topological surface state related to the Lagrangian  $\vec{E} \cdot \vec{B}$  with  $\theta$  being constant.

On the other hand, the propagation of electromagnetic (EM) wave in anisotropic media has been widely investigated. Under the eikonal approximation ( $\vec{E} = \vec{E}_0 e^{i\psi}$ ,  $\vec{k} = \nabla\psi$ , and  $\omega = -\frac{\partial\psi}{\partial t}$ ) [5], many references are essential extensions of Fresnel picture. The reference [17] and the references there in reviewed and proposed the analytical description of EM waves in nonmagnetic anisotropic media by setting  $D_i = \epsilon_{ij}E_j$ , where  $\epsilon_{ij} = \epsilon_1\delta_{ij} + \epsilon'\hat{a}_i\hat{a}_j$ . Here  $\hat{a}_i$  and  $\hat{a}_j$  are orthogonal unit vectors describing the anisotropic axis.  $\epsilon_1$  and  $\epsilon'$  are the dielectric permittivity of isotropic and anisotropic media, and both are constants. The physical consequence is the appearance of D'yakonov surface wave for some incident angles that has been verified experimentally [17].

Obviously the tensor  $\alpha_{ij}$  in ME effect plays the role of anisotropic axis in the language for anisotropic media. Extending the idea in Refs [15, 16] with  $\theta$  taken as a constant and  $\alpha_{ij}$  be considered as a symmetric constant tensor we conclude that symmetric  $\alpha_{ij}$  under certain conditions when light is incident onto the ME surface give rise to D'yakonov surface wave. However recently a new approach to describing the permittivity tensor for nonmagnetic anisotropic medium is proposed and discussed in many aspects [17]. This analytical approach is new since Fresnel's times and describes the plane waves for nonmagnetic uniaxial anisotropic medium. The authors describe the reflection and refraction of electromagnetic wave at an interface between the isotropic and anisotropic medium. Besides, it is proposed that the D'yakonov surface waves can also be achieved for some angle of incidence. In our work, we extend this approach under ME effect for magnetic uniaxial anisotropic medium. We introduce dielectric permittivity tensor, magnetic permeability tensor and the magneto-electric tensor for

the medium. We show that ME effect term explicitly appears in the off diagonal terms of the final matrix and it also plays role in the damping of the surface wave. Further, we propose that surface waves can also be produced under ME effect for some special angles of incidence.

The paper is organized as follows. In Section 2, the Maxwell's equations for the ME media with constant tensors  $\epsilon_{ij}$ ,  $\mu_{ij}$  and  $\alpha_{ij}$  will be discussed. The main point is to find the transverse polarization form of  $\vec{E}$  with respect to the equation  $\nabla \cdot \vec{D} = 0$ . The consequence of ME effect mainly appears in the off-diagonal term shown in Eq. (39). In Section 3, the effect analysis will be made. Especially, the surface wave will appear for the incident angle  $\frac{\pi}{4}$  that may be tested through Jones birefringence experiment. Since the calculations are tedious but elementary, we list some of computing process in Appendix.

## 2. Magneto-electric (ME) effect for magnetic uniaxial anisotropic medium

The typical ME effect is described through the relations

$$D_i = \epsilon_{ij}E_j + \alpha_{ij}H_j, \quad (1)$$

and

$$B_i = \alpha_{ji}E_j + \mu_{ij}H_j. \quad (2)$$

Here,  $\epsilon_{ij}$  is anisotropic dielectric permittivity and  $\mu_{ij}$  is anisotropic magnetic permeability. The tensor  $\alpha_{ij}$  is magneto-electric tensor and it is odd under time reversal [5]. The repeated indices means summation. The simplest case is  $\alpha_{ij} = \alpha(t)\delta_{ij}$  that has been studied extensively. In topological insulators  $\alpha$  can be a constant rather than a dynamic field. Therefore, it is a natural extension that the tensor  $\alpha_{ij}$  is taken as a symmetric one.

For the Maxwell's equations without any source of charges and current, the propagation of electromagnetic wave in such a medium with  $\rho = 0$  and  $\vec{j} = 0$  is

$$\nabla \cdot \vec{D}(\vec{r}, t) = 0, \quad (3)$$

$$\nabla \cdot \vec{B}(\vec{r}, t) = 0, \quad (4)$$

$$\nabla \times \vec{E}(\vec{r}, t) = -\frac{\partial \vec{B}(\vec{r}, t)}{\partial t}, \quad (5)$$

and

$$\nabla \times \vec{H}(\vec{r}, t) = \frac{\partial \vec{D}(\vec{r}, t)}{\partial t}. \quad (6)$$

The dispersion relation obtained from the Maxwell's equations for a nonmagnetic anisotropic medium has been studied in many aspects [17]. They have introduced uniaxial anisotropic axis for the dielectric permittivity tensor and the effect beyond the Fresnel formula is emphasized. The polarization of light has been calculated and they showed that under certain condition on the incident angle surface waves can be achieved [17]. In this paper, we extend this approach for a magneto-electric (ME) medium. As it is prior mentioned that the magneto-electric effect exists in linear relationship between the electric and magnetic fields in matter. We introduce the same notation that has already been used in [17] to describe our magneto-electric (ME) uniaxial anisotropic medium. As usual we introduce two

tensors  $\epsilon_{ij}$  and  $\mu_{ij}$  to describe the dielectric permittivity and magnetic permeability respectively.

For simplicity, we take monochromatic wave of the form

$$\vec{E}(\vec{r}, t) = \vec{E}(\vec{r}) \exp(-i\omega t), \quad (7)$$

and assume no source ( $\rho = 0$ ) and the current ( $\vec{j} = 0$ ). Substituting Eq. (1) and (2) into the Maxwell's Eq. (3) - (6), we obtain

$$\nabla \times [\mu^{-1} \cdot (\nabla \times \vec{E})] - i\omega \left\{ \nabla \times [(\mu^{-1} \alpha^T) \cdot \vec{E}] - (\alpha \mu^{-1}) \cdot (\nabla \times \vec{E}) \right\} = \omega^2 [\epsilon - (\alpha \mu^{-1} \alpha^T)] \cdot \vec{E}, \quad (8)$$

and

$$\vec{D} = [\epsilon - (\alpha \mu^{-1} \alpha^T)] \cdot \vec{E} + \frac{1}{i\omega} (\alpha \mu^{-1}) \cdot (\nabla \times \vec{E}), \quad (9)$$

where  $\epsilon$ ,  $\mu^{-1}$  and  $\alpha$  represent the tensors with matrix elements  $\epsilon_{ij}$ ,  $(\mu^{-1})_{ij}$  and  $\alpha_{ij}$ .

Now setting

$$\beta = \alpha \mu^{-1}, \quad (10)$$

and

$$\tilde{\epsilon}_{ij} = \epsilon_{ij} - (\beta \alpha^T)_{ij}, \quad (11)$$

in Eq. (8) and (9), and further considering they are all symmetric, we obtain

$$\nabla \times [\mu^{-1} \cdot (\nabla \times \vec{E})] - i\omega \left\{ \nabla \times (\beta \cdot \vec{E}) - \beta \cdot (\nabla \times \vec{E}) \right\} = \omega^2 \tilde{\epsilon} \cdot \vec{E}, \quad (12)$$

and

$$\vec{D} = \tilde{\epsilon} \cdot \vec{E} + \frac{1}{i\omega} \beta \cdot (\nabla \times \vec{E}). \quad (13)$$

Extending the anisotropic dielectric medium to anisotropic magneto-electric medium we assume the anisotropic medium takes the form with the constant coefficients such as  $\epsilon_1, \epsilon', \tau_1, \tau', \beta_1$  and  $\beta'$ :

$$\tilde{\epsilon}_{ij} = \epsilon_1 \delta_{ij} + \epsilon' \hat{a}_i \hat{a}_j, \quad (14)$$

$$(\mu^{-1})_{ij} = \tau_1 \delta_{ij} + \tau' \hat{b}_i \hat{b}_j, \quad (15)$$

$$\beta_{ij} = \beta_1 \delta_{ij} + \beta' \hat{d}_i \hat{d}_j, \quad (16)$$

where the orthogonal unit vectors  $\hat{a}$ ,  $\hat{b}$  and  $\hat{d}$  are expressed as

$$\hat{a} = (\sin \theta \cos \phi, \sin \theta \sin \phi, \cos \theta), \quad (17)$$

$$\hat{b} = (\sin \alpha \cos \psi, \sin \alpha \sin \psi, \cos \alpha), \quad (18)$$

and

$$\hat{d} = (\sin \beta \cos \delta, \sin \beta \sin \delta, \cos \beta) . \quad (19)$$

For convenience, we choose  $\hat{k} = \frac{\vec{k}}{k}$  along  $z$ -axis to completely describe our system and introduce a new set of vectors as shown in Fig. (1)

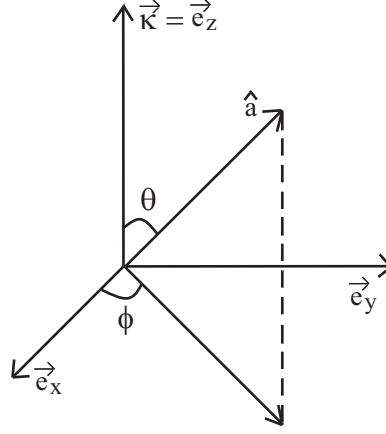


Fig. 1. Set of vectors describing the anisotropic magneto-electric medium.

$$\vec{e}_1 = \hat{a} \times \hat{k} , \quad (20)$$

$$\vec{e} = \hat{b} \times \hat{k} , \quad (21)$$

and

$$\hat{g} = \hat{d} \times \hat{k} , \quad (22)$$

where  $e$  results in replacing  $\theta$  and  $\phi$  by  $\alpha$  and  $\psi$ .

For plane wave, we substitute  $\nabla \rightarrow i\vec{k}$ . Using this substitution in Eq. (3) and further substituting Eq. (13) into it, we arrive at

$$\varepsilon_1 (\kappa \cdot E) + \varepsilon' (\kappa \cdot a) (a \cdot E) + \xi \beta' (\kappa \cdot d) (g \cdot E) = 0 , \quad (23)$$

where  $\frac{\omega}{c} = k_0$ ,  $\hat{g} = (\hat{d} \times \hat{k})$  and  $\xi = \frac{k}{k_0}$ .

Now substituting  $\nabla \rightarrow i\vec{k}$  into Eq. (12) and further solving after using Eq. (21) yields

$$(\tau_1 \xi^2 - \varepsilon_1) E - \tau_1 \xi^2 (\kappa \cdot E) \kappa + \tau' \xi^2 (e \cdot E) e - \varepsilon' (a \cdot E) a - \beta' \xi \left[ g (\hat{d} \cdot E) + \hat{d} (g \cdot E) \right] = 0 . \quad (24)$$

In the new basis,

$$\vec{E} = A \hat{a} + B \hat{k} + C e_1 , \quad (25)$$

where  $\hat{a}$ ,  $\hat{k}$  and  $e_1$  form a right handed system. In order to express  $\vec{E}$  for two polarization form, on substitution of Eq. (25) into Eq. (23) ( $\nabla \cdot \vec{D} = 0$ ), we obtain

$$B = \frac{-1}{(1 + \eta \cos^2 \theta)} \left[ A \left\{ (1 + \eta) \cos \theta - \rho \xi \sin \theta \cos \beta \sin \beta \sin(\phi - \delta) \right\} + C \left\{ \rho \xi \sin \theta \cos \beta \sin \beta \cos(\phi - \delta) \right\} \right], \quad (26)$$

where  $\rho = \frac{\beta'}{\varepsilon_1}$ ,  $\eta = \frac{\varepsilon'}{\varepsilon_1}$  and  $\xi = \frac{k}{k_0}$ .

Substituting  $B$  into Eq. (25), we obtain the transverse polarization:

$$\vec{E} = A\vec{e}_2 + C\vec{e}_1, \quad (27)$$

where

$$\vec{e}_2 = \hat{a} - \frac{\hat{\kappa}(1 + \eta) \cos \theta}{(1 + \eta \cos^2 \theta)} (1 + \xi \chi), \quad (28)$$

and

$$\chi = -\frac{\rho}{(1 + \eta)} \tan \theta \cos \beta \sin \beta \sin(\phi - \delta) \left( 1 - \frac{C}{A} \cot(\phi - \delta) \right). \quad (29)$$

It is evident from Eq. (27) that the polarization vector  $\vec{E}$  lies in the plane of two independent orthogonal vectors  $\vec{e}_1$  and  $\vec{e}_2$ .

In order to deal with linear theory, we consider an interesting case when  $\phi - \delta = \frac{\pi}{2}$  i.e. the plane of  $\hat{a}$  and  $\hat{\kappa}$  and plane of  $\hat{d}$  and  $\hat{\kappa}$  are perpendicular to each other. Hence Eq. (29) implies

$$\chi = -\frac{\rho}{(1 + \eta)} \tan \theta \cos \beta \sin \beta. \quad (30)$$

Substituting  $\chi$  back into Eq. (28), we have

$$\vec{e}_2 = \hat{a} - \hat{\kappa} \frac{\varepsilon_2(\theta)}{\varepsilon_1} \cos \theta \left( 1 - \frac{\rho \xi}{(1 + \eta)} \tan \theta \cos \beta \sin \beta \right), \quad (31)$$

where

$$\varepsilon_2(\theta) = \frac{\varepsilon_1(1 + \eta)}{(1 + \eta \cos^2 \theta)}. \quad (32)$$

In terms of

$$\lambda_1 = \frac{\varepsilon_2(\theta)}{\varepsilon_1} \cos \theta \left( 1 - \frac{\rho \xi}{(1 + \eta)} \tan \theta \cos \beta \sin \beta \right), \quad (33)$$

we have

$$\vec{e}_2 = \hat{a} - \lambda_1 \hat{\kappa}. \quad (34)$$

The meaning of Eq. (34) is obvious. Because of Eq. (3), the transverse condition has been satisfied. Therefore  $\vec{E}$  has two independent polarizations.

Multiplying Eq. (24) by  $\vec{e}_1$  yields

$$C \left( \tau_1 \xi^2 - \varepsilon_1 \right) + A \left( \beta' \xi \sin^2 \beta \right) = 0 . \quad (35)$$

Now multiplying Eq. (24) by  $\vec{e}_2$ , using Eq. (33) and performing a little lengthy calculations we obtain

$$C \left( \beta' \xi \sin^2 \beta \right) + A \left( \left\{ \tau_1 + F + \tau' \sin^2 \alpha \right\} \xi^2 - \varepsilon_2(\theta) - G\xi \right) = 0 , \quad (36)$$

where

$$F = \left( \frac{\beta'}{\varepsilon_1} \right)^2 \cos^2 \beta \sin^2 \beta \frac{\varepsilon_2(\theta)}{(1 + \eta)} , \quad (37)$$

and

$$G = \eta \rho \sin 2\beta \cos \theta \sin \theta \frac{\varepsilon_2(\theta)}{(1 + \eta)} . \quad (38)$$

The Eq. (35) and (36) can be written in the matrix form as follows

$$\begin{bmatrix} \tau_1 \xi^2 - \varepsilon_1 & \beta' \xi \sin^2 \beta \\ \beta' \xi \sin^2 \beta & (\tau_1 + F + \tau' \sin^2 \alpha) \xi^2 - \varepsilon_2(\theta) - G\xi \end{bmatrix} \begin{bmatrix} C \\ A \end{bmatrix} = 0 . \quad (39)$$

The detailed calculation of the matrix in Eq. (39) is given in Appendix-A. Eq. (39) is the general form of the propagation of transversal EM wave in a ME media for  $\phi - \delta = \frac{\pi}{2}$ . We shall discuss the meaning of Eq. (39) in Section 3.

### 3. Effects for particular cases and surface wave

First, let's check when there is no magneto-electric effect i.e., for  $\beta' = \tau' = 0$ . The matrix in Eq. (39) reduces to

$$\begin{bmatrix} \xi^2 - \varepsilon_1 & 0 \\ 0 & \xi^2 - \varepsilon_2(\theta) \end{bmatrix} \begin{bmatrix} C \\ A \end{bmatrix} = 0 , \quad (40)$$

which can be written as

$$\xi^2 = \varepsilon_1 , \quad (41)$$

and

$$\xi^2 = \varepsilon_2(\theta) . \quad (42)$$

The Eq. (41) and (42) are nothing but the relations of the wave vector for anisotropic dielectric medium already discussed in [17] when there exists only one anisotropic axis  $\hat{a}$ . The tensorial magneto-electric effect gives rise to the off diagonal terms prior mentioned in the relationships of C and A in Eq. (39) constrained by the Maxwell's Eq. (5) and (6).

Another special but interesting case is when  $\eta = 0$  i.e., the medium is with magnetic structure and magneto-electric effect only. Rewriting Eq. (39) using this assumption, we have

$$\begin{bmatrix} \tau_1 \xi^2 - \varepsilon_1 & \beta' \xi \sin^2 \beta \\ \beta' \xi \sin^2 \beta & \nu \xi^2 - \varepsilon_1 \end{bmatrix} \begin{bmatrix} C \\ A \end{bmatrix} = 0 , \quad (43)$$

where

$$G = 0 , \quad (44)$$

$$\varepsilon_2(\theta) = \varepsilon_1 , \quad (45)$$

$$v = (\tau_1 + F + \tau' \sin^2 \alpha) , \quad (46)$$

and

$$F = \left( \frac{\beta'}{\varepsilon_1} \right)^2 \cos^2 \beta \sin^2 \beta \varepsilon_1 . \quad (47)$$

The dispersion relation satisfied by the matrix given in Eq. (43) is

$$\tau_1 v \xi^4 - \left( \tau_1 \varepsilon_1 + v \varepsilon_1 + \beta'^2 \sin^4 \beta \right) \xi^2 + \varepsilon_1^2 = 0 . \quad (48)$$

Recalling

$$\xi = \frac{k}{k_0} , \quad (49)$$

and denoting

$$k^2 = k_{\parallel}^2 + k_{\perp}^2 , \quad (50)$$

where  $k_{\parallel}$  denotes the component parallel to the boundary  $z = 0$  of the media. If light is incident on the boundary,  $k_{\parallel}$  remains unchanged for  $z > 0$  and  $z < 0$  because of the continuity. The Eq. (48) recasts to

$$\tau_1 v k_{\perp}^4 + \left( 2k_{\parallel}^2 \tau_1 v - k_0^2 D \right) k_{\perp}^2 + k_0^4 \varepsilon_1^2 + \tau_1 v k_{\parallel}^4 - k_{\parallel}^2 k_0^2 D = 0 , \quad (51)$$

where

$$D = \tau_1 \varepsilon_1 + v \varepsilon_1 + \beta'^2 \sin^4 \beta . \quad (52)$$

Solving Eq. (51) as a quadratic equation in  $k_{\perp}^2$ , we obtain the solution

$$k_{\perp}^2 = \frac{k_0^2}{2\tau_1 v} \left( D \pm \sqrt{D^2 - 4\tau_1 v \varepsilon_1} \right) - k_{\parallel}^2 . \quad (53)$$

It is obvious from the Eq. (53) that the squared term  $D^2$  is always larger than the second term in the square root because  $k_{\parallel}^2$  is invariant. Eq. (53) shows that the dispersion depends on the axis of magneto-electric effect. The detailed calculation is given in Appendix-C. Obviously if  $k_{\parallel}^2$  is minus, the wave will not enter the medium i.e. only surface wave survived.

### 3.1. Surface wave in ME uniaxial anisotropic medium

As it was pointed out in [17], when there is an anisotropic axis, it may give rise to a surface wave under certain incident angle. Let us look at what happens if there exists a magneto-electric effect. Suppose a plain wave propagates towards a plane at  $z = 0$  (Fig. 2) whereas in the region  $z < 0$  there is magneto-electric medium. Because of the continuity of the component of  $\vec{E}$  parallel at both of the sides at  $z = 0$ , the  $k_{\parallel}$  component is same at both the sides of the plane  $z = 0$ .



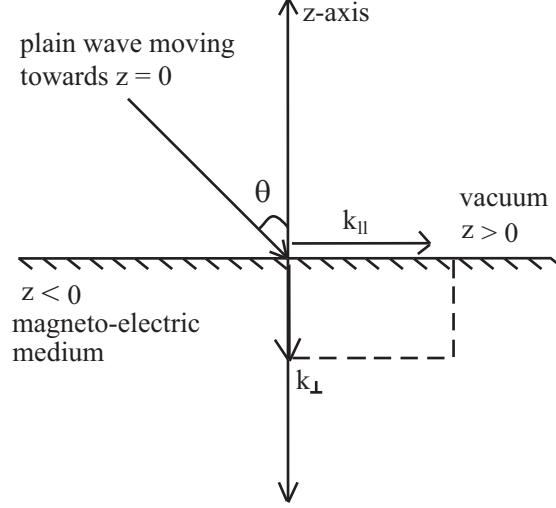


Fig. 2. Plain wave moving towards the plane  $z = 0$ . The region  $z > 0$  is vacuum and the region  $z < 0$  is magneto-electric medium.  $k_{\parallel}$  is the same for both  $z > 0$  and  $z < 0$ .

For the general case, the roots of fourth order algebraic equation looks complicated. Hence, we consider a special case with  $\eta \neq 0$  and  $\theta = \frac{\pi}{2}$ . For this case the anisotropic axis for the dielectric tensor mentioned in Eq. (14) is perpendicular to the propagation direction  $\hat{k}$  or only an incident wave propagating along the direction perpendicular to  $\hat{a}$  is taken into account.

Substituting  $\theta = \frac{\pi}{2}$  in the Eq. (39), it is simplified to

$$\begin{bmatrix} \tau_1 \xi^2 - \epsilon_1 & \beta' \xi \sin^2 \beta \\ \beta' \xi \sin^2 \beta & v \xi^2 - \epsilon_1 (1 + \eta) \end{bmatrix} \begin{bmatrix} C \\ A \end{bmatrix} = 0, \quad (54)$$

where

$$v = \tau_1 + F + \tau' \sin^2 \alpha, \quad (55)$$

and

$$F = \left( \frac{\beta'}{\epsilon_1} \right)^2 \cos^2 \beta \sin^2 \beta \epsilon_1. \quad (56)$$

### 3.2. Magneto-isotropic but with magneto-electric tensor

Let us consider a special case in which  $\hat{b}$  and  $\alpha$  both don't play any role. However, only  $\hat{d}$  is survived. Suppose  $\epsilon' = 0$  and  $\tau' = 0$ . The matrix in Eq. (39) becomes

$$\begin{bmatrix} \tau_1 \xi^2 - \epsilon_1 & \beta' \xi \sin^2 \beta \\ \beta' \xi \sin^2 \beta & v \xi^2 - \epsilon_1 \end{bmatrix} \begin{bmatrix} C \\ A \end{bmatrix} = 0, \quad (57)$$

where

$$G = 0, \quad (58)$$

$$\varepsilon_2(\theta) = \varepsilon_1 , \quad (59)$$

$$\rho^2 = \left( \frac{\beta'}{\varepsilon_1} \right)^2 , \quad (60)$$

$$v = (\tau_1 + F) , \quad (61)$$

and

$$F = \rho^2 \cos^2 \beta \sin^2 \beta \varepsilon_1 . \quad (62)$$

Taking the determinant of matrix given in Eq. (57) and setting it equal to zero. We arrive at

$$\tau_1 v \xi^4 - \left( \tau_1 \varepsilon_1 + v \varepsilon_1 + \beta'^2 \sin^4 \beta \right) \xi^2 + \varepsilon_1^2 = 0 . \quad (63)$$

Using  $\xi = \frac{k}{k_0}$  and further solving Eq. (63), we arrive at

$$\tau_1 k^4 + \rho^2 \left( k^2 \cos^2 \beta \right) \left( k^2 \sin^2 \beta \right) \varepsilon_1 - k_0^2 \left( 2 \varepsilon_1 k^2 + \frac{\beta'^2}{\tau_1} k^2 \sin^2 \beta \right) + k_0^4 \frac{\varepsilon_1^2}{\tau_1} = 0 . \quad (64)$$

The lower part of the plane  $z = 0$  is ME medium, however, the upper part is isotropic medium or vacuum as shown in Fig.(3). Due to the continuity of the parallel component  $k_{\parallel}$  remains unchanged. The only change occurs in the perpendicular component  $k_{\perp}$ .

Introducing the components form, we have

$$k \cos \beta = k_{\parallel} (\hat{l} \cdot \hat{d}) + k_{\perp} (\hat{n} \cdot \hat{d}) , \quad (65)$$

which on squarring both sides yields

$$k^2 \cos^2 \beta = k_{\parallel}^2 (\hat{l} \cdot \hat{d})^2 + 2 k_{\parallel} k_{\perp} (\hat{l} \cdot \hat{d}) (\hat{n} \cdot \hat{d}) + k_{\perp}^2 (\hat{n} \cdot \hat{d})^2 . \quad (66)$$

Similarly

$$k^2 \sin^2 \beta = k_{\parallel}^2 \left( 1 - (\hat{l} \cdot \hat{d})^2 \right) + k_{\perp}^2 \left( 1 - (\hat{n} \cdot \hat{d})^2 \right) - 2 k_{\parallel} k_{\perp} (\hat{l} \cdot \hat{d}) (\hat{n} \cdot \hat{d}) . \quad (67)$$

Multiplying Eq. (66) and (67), we have

$$\begin{aligned} \left( k^2 \cos^2 \beta \right) \left( k^2 \sin^2 \beta \right) &= k_{\perp}^4 \left( (\hat{n} \cdot \hat{d})^2 - (\hat{n} \cdot \hat{d})^4 \right) + k_{\perp}^3 \left( 2 (\hat{l} \cdot \hat{d}) (\hat{n} \cdot \hat{d}) k_{\parallel} - 4 (\hat{l} \cdot \hat{d}) (\hat{n} \cdot \hat{d})^3 k_{\parallel} \right) \\ &+ k_{\perp}^2 \left( (\hat{l} \cdot \hat{d})^2 k_{\parallel}^2 + (\hat{n} \cdot \hat{d})^2 k_{\parallel}^2 - 6 (\hat{l} \cdot \hat{d})^2 (\hat{n} \cdot \hat{d})^2 k_{\parallel}^2 \right) + k_{\perp} \left( 2 (\hat{l} \cdot \hat{d}) (\hat{n} \cdot \hat{d}) k_{\parallel}^3 - 4 (\hat{l} \cdot \hat{d})^3 (\hat{n} \cdot \hat{d}) k_{\parallel}^3 \right) \\ &+ \left( (\hat{l} \cdot \hat{d})^2 - (\hat{l} \cdot \hat{d})^4 \right) k_{\parallel}^4 . \end{aligned} \quad (68)$$

Recall

$$k^2 = k_{\parallel}^2 + k_{\perp}^2 , \quad (69)$$

and likewise

$$k^4 = k_{\parallel}^4 + 2 k_{\parallel}^2 k_{\perp}^2 + k_{\perp}^4 . \quad (70)$$

The component  $k_{\parallel}$  is same at both sides of the boundary surface. It should be noticed that we only let vector  $\hat{d}$  survive. Let  $x = k_{\perp}$  and substitute Eq. (68), (69) and (70) into Eq. (64). We arrive at the following fourth order algebraic equation in  $x$

$$\begin{aligned} & \left( \tau_1 + \cos^2 \gamma \sin^2 \gamma \frac{\beta'^2}{\varepsilon_1} \right) x^4 + \left( -\frac{\beta'^2}{\varepsilon_1} k_{\parallel} \cos 2\gamma \sin 2\gamma \right) x^3 + \left( k_{\parallel}^2 \left( 2\tau_1 + \frac{\beta'^2}{\varepsilon_1} (1 - 6\cos^2 \gamma \sin^2 \gamma) \right) \right. \\ & \quad \left. - k_0^2 \left( 2\varepsilon_1 + \frac{\beta'^2}{\tau_1} \sin^2 \gamma \right) \right) x^2 + \left( \frac{\beta'^2}{\varepsilon_1} k_{\parallel}^3 \cos 2\gamma \sin 2\gamma + \frac{\beta'^2}{\tau_1} k_0^2 k_{\parallel} \sin 2\gamma \right) x + \left( k_{\parallel}^4 \left( \tau_1 + \frac{\beta'^2}{\varepsilon_1} \cos^2 \gamma \right. \right. \\ & \quad \left. \left. \sin^2 \gamma \right) - k_0^2 k_{\parallel}^2 \left( 2\varepsilon_1 + \frac{\beta'^2}{\tau_1} \cos^2 \gamma \right) + \frac{k_0^4 \varepsilon_1^2}{\tau_1} \right) = 0, \end{aligned} \quad (71)$$

that can be rewritten as

$$ax^4 + bx^3 + cx^2 + dx + e = 0, \quad (72)$$

where

$$a = \tau_1 + \cos^2 \gamma \sin^2 \gamma \frac{\beta'^2}{\varepsilon_1}, \quad (73)$$

$$b = -\frac{\beta'^2}{\varepsilon_1} k_{\parallel} \cos 2\gamma \sin 2\gamma, \quad (74)$$

$$c = k_{\parallel}^2 \left( 2\tau_1 + \frac{\beta'^2}{\varepsilon_1} (1 - 6\cos^2 \gamma \sin^2 \gamma) \right) - k_0^2 \left( 2\varepsilon_1 + \frac{\beta'^2}{\tau_1} \sin^2 \gamma \right), \quad (75)$$

$$d = \frac{\beta'^2}{\varepsilon_1} k_{\parallel}^3 \cos 2\gamma \sin 2\gamma + \frac{\beta'^2}{\tau_1} k_0^2 k_{\parallel} \sin 2\gamma, \quad (76)$$

and

$$e = k_{\parallel}^4 \left( \tau_1 + \frac{\beta'^2}{\varepsilon_1} \cos^2 \gamma \sin^2 \gamma \right) - k_0^2 k_{\parallel}^2 \left( 2\varepsilon_1 + \frac{\beta'^2}{\tau_1} \cos^2 \gamma \right) + \frac{k_0^4 \varepsilon_1^2}{\tau_1}. \quad (77)$$

The general solution of Eq. (72) is very complicated. To show the point, we consider a simple example for  $\gamma = \frac{\pi}{4}$  (Fig.(3)) that can be checked experimentally in principle [11]. Let us set  $\gamma = \frac{\pi}{4}$  and find the solutions

$$k_{\perp(1)} = \frac{1}{\sqrt{4\varepsilon_1 + \beta'^2}} \left[ k_{\parallel} \beta' - \sqrt{\varepsilon_1 k_0^2 (4\varepsilon_1 + \beta'^2 - \beta' \sqrt{4\varepsilon_1 + \beta'^2}) - k_{\parallel}^2 (4\varepsilon_1)} \right], \quad (78)$$

$$k_{\perp(2)} = \frac{1}{\sqrt{4\varepsilon_1 + \beta'^2}} \left[ k_{\parallel} \beta' + \sqrt{\varepsilon_1 k_0^2 (4\varepsilon_1 + \beta'^2 - \beta' \sqrt{4\varepsilon_1 + \beta'^2}) - k_{\parallel}^2 (4\varepsilon_1)} \right], \quad (79)$$

$$k_{\perp(3)} = \frac{1}{\sqrt{4\varepsilon_1 + \beta'^2}} \left[ -k_{\parallel} \beta' - \sqrt{\varepsilon_1 k_0^2 (4\varepsilon_1 + \beta'^2 + \beta' \sqrt{4\varepsilon_1 + \beta'^2}) - k_{\parallel}^2 (4\varepsilon_1)} \right], \quad (80)$$

and

$$k_{\perp(4)} = \frac{1}{\sqrt{4\epsilon_1 + \beta'^2}} \left[ -k_{\parallel}\beta' + \sqrt{\epsilon_1 k_0^2 (4\epsilon_1 + \beta'^2 + \beta' \sqrt{4\epsilon_1 + \beta'^2}) - k_{\parallel}^2 (4\epsilon_1)} \right]. \quad (81)$$

The four solutions given above can be further simplified to

$$\frac{k_{\perp(1)}}{k_0} = \frac{1}{2\sqrt{1 + \beta'^2}} \left[ q\beta' - 2\sqrt{1 + \beta'^2 - \beta'' \sqrt{1 + \beta'^2} - q^2} \right], \quad (82)$$

$$\frac{k_{\perp(2)}}{k_0} = \frac{1}{2\sqrt{1 + \beta'^2}} \left[ q\beta' + 2\sqrt{1 + \beta'^2 - \beta'' \sqrt{1 + \beta'^2} - q^2} \right], \quad (83)$$

$$\frac{k_{\perp(3)}}{k_0} = \frac{1}{2\sqrt{1 + \beta'^2}} \left[ -q\beta' - 2\sqrt{1 + \beta'^2 + \beta'' \sqrt{1 + \beta'^2} - q^2} \right], \quad (84)$$

$$\frac{k_{\perp(4)}}{k_0} = \frac{1}{2\sqrt{1 + \beta'^2}} \left[ -q\beta' + 2\sqrt{1 + \beta'^2 + \beta'' \sqrt{1 + \beta'^2} - q^2} \right], \quad (85)$$

where  $\beta'' = \frac{\beta'}{2}$  and  $q^2 = \frac{k_{\parallel}^2}{k_0^2}$ . The Eq. (82)–(85) look like double Jones birefringence [11].

From the solutions if the incident angle falls in the range

$$q^2 < 1 + \beta'^2 - \beta'' \sqrt{1 + \beta'^2}, \quad (86)$$

it gives rise to complex  $k_{\perp}$  that decays with  $z$  to generate the surface wave.

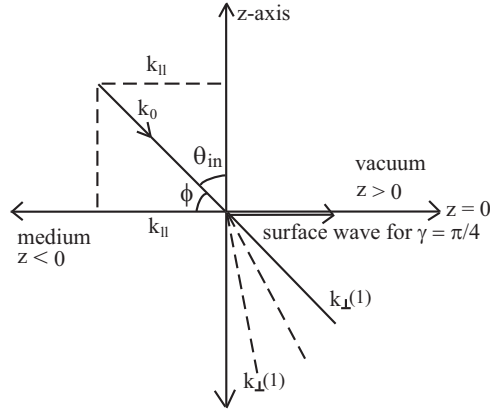


Fig. 3. The region  $z > 0$  is vacuum and the region  $z < 0$  is magneto-electric medium.  $\theta_{in}$  is the incident angle for  $k_0$ . The parallel and perpendicular components are  $k_{\parallel}$  and  $k_{\perp}$  respectively. When  $\beta$  increases  $\theta_{in}$  becomes smaller and the component  $k_{\perp}$  moves towards the  $z$ -axis as shown by the dotted line. For  $\gamma = \frac{\pi}{4}$  surface wave along the plane  $z = 0$  is shown.

#### 4. Conclusion

In this paper we have solved Maxwell's equations with Eq. (14)–(16) and extended the approach given in Ref [17] to describe the propagation of EM wave in uniaxial anisotropic magnetic ME media. By considering the typical linear ME effect and introducing the new basis, the plain wave of the form  $\vec{E}(\vec{r}) \exp(-i\omega t)$  shows two independent polarization directions  $\vec{e}_1$  and  $\vec{e}_2$  for  $\vec{E}$ . The contribution of magneto-electric effect appears in the off diagonal terms of the Eq. (39), where the parameter  $\beta'$  plays crucial role. Further calculations end up at a fourth order polynomial whose solution gives the condition for the physical phenomenon of surface wave at certain incident angle. The condition for surface wave shows that the constant  $\beta'$  is responsible for the damping of surface wave.

#### Acknowledgements

The authors would like to thank National Science Foundation (NSF) of China (11475088 and 11275024) and Ministry of Science and Technology of China (Equipment-Project 2013YQ03059503, and 863Project 2013AA122901) for their financial support on this work.

#### A. Appendix

##### A.1. The calculations for the derivation of matrix given in Eq. (39).

Rewriting Eq. (2) as

$$\vec{H} = \mu^{-1} \cdot \vec{B} - (\mu^{-1} \alpha^T) \cdot \vec{E} , \quad (\text{A.1})$$

and considering the definition of the monochromatic electromagnetic wave

$$\vec{B}(\vec{r}, t) = \vec{B}(\vec{r}) \exp(-i\omega t) , \quad (\text{A.2})$$

and

$$\vec{D}(\vec{r}, t) = \vec{D}(\vec{r}) \exp(-i\omega t) , \quad (\text{A.3})$$

the Eq. (5) and (6) are simplified to

$$\vec{B} = \frac{1}{i\omega} (\nabla \times \vec{E}) , \quad (\text{A.4})$$

and

$$\vec{D} = -\frac{1}{i\omega} (\nabla \times \vec{H}) , \quad (\text{A.5})$$

respectively.

Substituting Eq. (A.1) in prior mentioned Eq. (1) and further using Eq. (A.5) given above we arrive at

$$\vec{D} = \tilde{\epsilon} \cdot \vec{E} + \frac{1}{i\omega} (\alpha \mu^{-1}) \cdot (\nabla \times \vec{E}) , \quad (\text{A.6})$$

where

$$\tilde{\epsilon} = \epsilon - (\beta \alpha^T) . \quad (\text{A.7})$$

Setting

$$\beta = \alpha\mu^{-1} , \quad (\text{A.8})$$

in Eq. (A.6) we obtain

$$\vec{D} = \tilde{\epsilon} \cdot \vec{E} + \frac{1}{i\omega} \beta \cdot (\nabla \times \vec{E}) . \quad (\text{A.9})$$

The fourth Maxwell's equation prior mentioned in Eq. (6) on substitution of Eq. (A.1), (A.5) and (A.6) mentioned in Appendix-A yields

$$\nabla \times \left[ \mu^{-1} \cdot (\nabla \times \vec{E}) \right] - i\omega \left\{ \nabla \times (\beta \cdot \vec{E}) - \beta \cdot (\nabla \times \vec{E}) \right\} = \omega^2 \tilde{\epsilon} \cdot \vec{E} . \quad (\text{A.10})$$

We set  $\nabla \rightarrow i\vec{k}$  under the eikonal approximation. Using Eq. (1) we end up with

$$\epsilon_1(\kappa \cdot E) + \epsilon'(\kappa \cdot a)(a \cdot E) + \xi\beta'(\kappa \cdot d)(g \cdot E) = 0 , \quad (\text{A.11})$$

where  $\frac{\omega}{c} = k_0$ ,  $\hat{g} = (\hat{d} \times \hat{\kappa})$  and  $\xi = \frac{k}{k_0}$ .

The same substitution  $\nabla \rightarrow i\vec{k}$  in Eq. (A.10) gives

$$(\tau_1 \xi^2 - \epsilon_1)E - \tau_1 \xi^2 (\kappa \cdot E) \kappa + \tau' \xi^2 (e \cdot E) e - \epsilon' (a \cdot E) a - \beta' \xi \left[ g(\hat{d} \cdot E) + \hat{d}(g \cdot E) \right] = 0 , \quad (\text{A.12})$$

where

$$\vec{e} = \hat{b} \times \hat{\kappa} . \quad (\text{A.13})$$

Introducing the new basis and solving further we arrive at the result that  $\vec{E}$  has two independent transverse polarizations  $\vec{e}_1$  and  $\vec{e}_2$ . To solve further we multiply Eq. (A.12) by  $\vec{e}_1$  and  $\vec{e}_2$  separately. In the later case we used Eq. (33) and after a long calculation arrive at the matrix

$$\begin{bmatrix} \tau_1 \xi^2 - \epsilon_1 & \beta' \xi \sin^2 \beta \\ \beta' \xi \sin^2 \beta & (\tau_1 + F + \tau' \sin^2 \alpha) \xi^2 - \epsilon_2(\theta) - G\xi \end{bmatrix} \begin{bmatrix} C \\ A \end{bmatrix} = 0 , \quad (\text{A.14})$$

where

$$F = \left( \frac{\beta'}{\epsilon_1} \right)^2 \cos^2 \beta \sin^2 \beta \frac{\epsilon_2(\theta)}{(1 + \eta)} , \quad (\text{A.15})$$

and

$$G = \eta \rho \sin 2\beta \cos \theta \sin \theta \frac{\epsilon_2(\theta)}{(1 + \eta)} . \quad (\text{A.16})$$

In deriving Eq. (A.14) to (A.16), following relations have been used:

$$\vec{e}_1 \cdot g = \sin \theta \sin \beta \cos(\phi - \delta) , \quad (\text{A.17})$$

$$\vec{e}_1 \cdot e = \sin \theta \sin \alpha \cos(\phi - \psi) , \quad (\text{A.18})$$

$$\hat{d} \cdot \vec{e}_1 = \sin \theta \sin \beta \sin(\phi - \delta) , \quad (\text{A.19})$$

$$\vec{e}_2 \cdot \hat{\kappa} = \cos \theta - \lambda , \quad (\text{A.20})$$

$$\vec{e}_2 \cdot e = -\sin \theta \sin \alpha \sin(\phi - \psi) , \quad (\text{A.21})$$

$$\vec{e}_2 \cdot \hat{a} = 1 - \lambda \cos \theta , \quad (\text{A.22})$$

$$\vec{e}_2 \cdot g = -\sin \theta \sin \beta \sin(\phi - \delta) , \quad (\text{A.23})$$

and

$$\vec{e}_2 \cdot \hat{d} = \cos \beta (\cos \theta - \lambda) + \sin \theta \sin \beta \cos(\phi - \delta) . \quad (\text{A.24})$$

Besides, we set  $\phi - \delta = \frac{\pi}{2}$  and  $\phi - \psi = \frac{\pi}{2}$  for all of the calculations.

## B. Appendix

### B.1. The special case when $\beta'$ and $\tau'$ both are equal to zero.

The matrix in Eq. (39) is

$$\begin{bmatrix} \tau_1 \xi^2 - \varepsilon_1 & \beta' \xi \sin^2 \beta \\ \beta' \xi \sin^2 \beta & (\tau_1 + F + \tau' \sin^2 \alpha) \xi^2 - \varepsilon_2(\theta) - G\xi \end{bmatrix} \begin{bmatrix} C \\ A \end{bmatrix} = 0 .$$

We set  $\beta' = 0$ . The terms F and G vanish. The matrix is diagonal:

$$\begin{bmatrix} \tau_1 \xi^2 - \varepsilon_1 & 0 \\ 0 & (\tau_1 + \tau' \sin^2 \alpha) \xi^2 - \varepsilon_2(\theta) \end{bmatrix} \begin{bmatrix} C \\ A \end{bmatrix} = 0 ,$$

that can be written in equation form for both C and A  $\neq 0$  as

$$\tau_1 \xi^2 - \varepsilon_1 = 0 , \quad (\text{B.1})$$

and

$$(\tau_1 + \tau' \sin^2 \alpha) \xi^2 - \varepsilon_2(\theta) = 0 . \quad (\text{B.2})$$

Noting  $\xi = \frac{k}{k_0}$  we obtain from Eq. (B.1)

$$k^2 = \frac{k_0^2 \varepsilon_1}{\tau_1} , \quad (\text{B.3})$$

and from Eq. (B.2)

$$k^2 = \frac{k_0^2 \varepsilon_2(\theta)}{(\tau_1 + \tau' \sin^2 \alpha)} , \quad (\text{B.4})$$

respectively.

Recall  $k^2 = k_{\parallel}^2 + k_{\perp}^2$  it is easy to see from Eq. (B.3) that

$$k_{\perp}^2 = \frac{k_0^2 \varepsilon_1}{\tau_1} - k_{\parallel}^2 . \quad (\text{B.5})$$

Now substituting  $k^2 = k_{\parallel}^2 + k_{\perp}^2$  and  $\varepsilon_2(\theta) = \frac{\varepsilon_1(1+\eta)}{(1+\eta \cos^2 \theta)}$  in Eq. (B.4) we obtain

$$k_{\perp}^2 \left( \tau_1 + \tau' \sin^2 \alpha \right) \left( 1 + \eta (n \cdot a)^2 \right) + 2\eta k_{\parallel} (l \cdot a) (n \cdot a) (\tau_1 + \tau' \sin^2 \alpha) k_{\perp} = k_0^2 \varepsilon_1 (1 + \eta) - k_{\parallel}^2 \left( \tau_1 + \tau' \sin^2 \alpha \right) \left( 1 + \eta (l \cdot a)^2 \right). \quad (\text{B.6})$$

Solving Eq. (B.6) as a quadratic equation in  $k_{\perp}$ , we end up with the solutions

$$k_{\perp} = \frac{1}{1 + \eta (n \cdot a)^2} \left[ -\eta k_{\parallel} (l \cdot a) (n \cdot a) \pm \sqrt{\frac{k_0^2 \varepsilon_1 (1 + \eta) \left( 1 + \eta (n \cdot a)^2 \right)}{(\tau_1 + \tau' \sin^2 \alpha)} - k_{\parallel}^2 \left( 1 + \eta (l \cdot a)^2 + \eta (n \cdot a)^2 \right)} \right]. \quad (\text{B.7})$$

Setting  $\tau' = 0$ ,  $\tau_1 = 1$  and by considering only the positive solution we obtain from Eq. B.5

$$k_{\perp} = (k_0^2 \varepsilon_1 - k_{\parallel}^2)^{1/2}, \quad (\text{B.8})$$

and from Eq. (B.7)

$$k_{\perp} = \frac{1}{1 + \eta (n \cdot a)^2} \left[ -\eta k_{\parallel} (l \cdot a) (n \cdot a) + \sqrt{k_0^2 \varepsilon_1 (1 + \eta) \left( 1 + \eta (n \cdot a)^2 \right) - k_{\parallel}^2 \left( 1 + \eta (l \cdot a)^2 + \eta (n \cdot a)^2 \right)} \right]. \quad (\text{B.9})$$

For the reflected wave the solution is

$$k_{\perp} = (k_0^2 \varepsilon_1 - k_{\parallel}^2)^{1/2}, \quad (\text{B.10})$$

and

$$k_{\perp R} = \frac{1}{1 + \eta (n \cdot a)^2} \left[ \eta k_{\parallel} (l \cdot a) (n \cdot a) + \sqrt{k_0^2 \varepsilon_1 (1 + \eta) \left( 1 + \eta (n \cdot a)^2 \right) - k_{\parallel}^2 \left( 1 + \eta (l \cdot a)^2 + \eta (n \cdot a)^2 \right)} \right]. \quad (\text{B.11})$$

These solutions are same as prior calculated in [17] for nonmagnetic uniaxial anisotropic medium.

## C. Appendix

### C.1. The calculations for $\eta = 0$ .

When we set  $\eta = 0$ , we first arrive at Eq. (43). To determine the dispersion relation the determinant of the matrix given in Eq. (43) is set equal to zero. Hence

$$\tau_1 v k_{\perp}^4 + \left( 2k_{\parallel}^2 \tau_1 v - k_0^2 D \right) k_{\perp}^2 + k_0^4 \varepsilon_1^2 + \tau_1 v k_{\parallel}^4 - k_{\parallel}^2 k_0^2 D = 0, \quad (\text{C.1})$$

where

$$D = \tau_1 \varepsilon_1 + v \varepsilon_1 + \beta'^2 \sin^4 \beta. \quad (\text{C.2})$$

Let  $x = k_{\perp}^2$ . The Eq. (C.1) becomes

$$ax^2 + bx + c = 0, \quad (\text{C.3})$$

where



$$a = \tau_1 v , \quad (C.4)$$

$$b = 2k_{\parallel}^2 \tau_1 v - k_0^2 D , \quad (C.5)$$

and

$$c = k_0^4 \varepsilon_1^2 + \tau_1 v k_{\parallel}^4 - k_{\parallel}^2 k_0^2 D . \quad (C.6)$$

Eq. (C.3) is a quadratic equation in  $x$ . Therefore, using the solution of a quadratic equation

$$x = \frac{-b \pm \sqrt{b^2 - 4ac}}{2a} , \quad (C.7)$$

we arrive at

$$x = \frac{k_0^2}{2\tau_1 v} \left( D \pm \sqrt{D^2 - 4\tau_1 v \varepsilon_1} \right) - k_{\parallel}^2 . \quad (C.8)$$

Substituting back  $x = k_{\perp}^2$  we finally arrive at the equation

$$k_{\perp}^2 = \frac{k_0^2}{2\tau_1 v} \left( D \pm \sqrt{D^2 - 4\tau_1 v \varepsilon_1} \right) - k_{\parallel}^2 . \quad (C.9)$$