

# Thermal self-oscillations in radiative heat exchange

S. A. Dyakov, J. Dai, and M. Yan

*Department of Materials and Nano Physics, School of Information and Communication Technology,  
Royal Institute of Technology, Electrum 229, 16440 Kista, Sweden*

M. Qiu

*State Key Laboratory of Modern Optical Instrumentation,  
Department of Optical Engineering, Zhejiang University, 310027, Hangzhou, China and  
Department of Materials and Nano Physics, School of Information and Communication Technology,  
Royal Institute of Technology, Electrum 229, 16440 Kista, Sweden*

(Dated: December 10, 2014)

We report the effect of relaxation-type self-induced temperature oscillations in the system of two parallel plates of SiO<sub>2</sub> and VO<sub>2</sub> which exchange heat by thermal radiation in vacuum. The non-linear feedback in the self-oscillating system is provided by metal-insulator transition in VO<sub>2</sub>. Using the method of fluctuational electrodynamics we show that under the action of external laser of a constant power, the temperature of VO<sub>2</sub> plate oscillates around its phase transition value.

Self-oscillation is undamped oscillation in dynamical system with non-linear feedback under the action of time-constant non-periodical external power source. The distinction of self-oscillations from force oscillation is that the last one is driven by a source of power that is modulated externally. The examples of self-oscillations are such natural phenomena as vibration of the plant leaves under the influence of a uniform air flow, formation of turbulent water flows in the river shallows, the voices of humans, animals and birds, heartbeat [1]. The amplitude and waveform of self-oscillations are determined by nonlinear characteristics of the system. Two types of self-oscillations are commonly distinguished: harmonic-type and relaxation-type. In case of harmonic-type self-oscillation, the oscillatory system is capable for natural damping vibration on a resonance frequency. The shape of the waveform is close to sinusoidal. The relaxation-type self-oscillations has no resonant frequency. The actual period of oscillation depends on the switching at the thresholds, which fix the amplitude. The waveform of this type of self-oscillation may be very different from sinusoid [1].

A large variety of devices are based on electrical self-oscillations. Among them are integrated a.c. signal generators, inverters, pressure and temperature sensors, etc. The generation of electrical self-oscillations in devices which are based on VO<sub>2</sub> was demonstrated in [2–7]. The physical origin of self-oscillation is the Mott-like phase transition in VO<sub>2</sub> at  $T_{ph} = 340$  K [8]. When the temperature of VO<sub>2</sub> is smaller than  $T_{ph}$  then it behaves as a uniaxial crystal with the optical axis orthogonal to its interfaces. On the other hand, when the temperature of VO<sub>2</sub> is higher than  $T_{ph}$ , a VO<sub>2</sub> plate is in its metallic phase and remains in this state for higher temperatures [9, 10]. The formation of the metallic phase occurs within  $\sim 200$  fs [11]. Due to the phase transition, the current-voltage characteristics of VO<sub>2</sub>-based devices possesses a negative differential resistance region that allows gener-

ating electrical self-oscillations [2–7]. Recently, it was shown that VO<sub>2</sub> can be applied to the creation of thermal analog of such electronic components as transistor [12], diod [13] and memory [14, 15]. In above thermal devices, the electric current is replaced by a radiative heat flow where the thermal photons play a role of heat transfer carriers.

In the present work we report the thermal analog of electrical self-oscillations in VO<sub>2</sub>-based device. The concept of the self-oscillating system is shown in Fig. 1. The structure consists of two parallel plates of SiO<sub>2</sub> and VO<sub>2</sub> separated by vacuum gap. The choice of SiO<sub>2</sub> as a material of the first plate is attributed to a strong coupling between the SiO<sub>2</sub> and VO<sub>2</sub> surface phonon-polaritons. The plates exchange heat by thermal radiation. In particular, we exclude such ways of heat transfer as convection and heat conduction via phonons and electrons. The system is immersed in a thermal bath at temperature of  $T_{bath} = 300$  K. The temperature of SiO<sub>2</sub> plate is fixed at 340 K, while the temperature of VO<sub>2</sub> is varied. The system is exposed by the external light source of constant power. We will show that at a certain power of the ex-

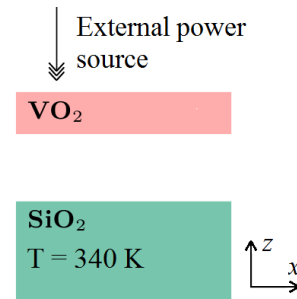


FIG. 1. The self-oscillating system consisting of thick SiO<sub>2</sub> plate and thin VO<sub>2</sub> plate separated by vacuum gap. Due to the action of the external laser of constant power, the temperature of VO<sub>2</sub> plate oscillates.

ternal light source, the metal-insulator phase transition in VO<sub>2</sub> plays a role of positive non-linear feedback that ensures the self-induced oscillations of the temperature of VO<sub>2</sub> plate.

The temporal dynamics of VO<sub>2</sub> plate temperature is described in terms of the standard energy balance equation [14, 16]:

$$\rho c_v d \frac{dT_2(t)}{dt} = F_{ext}(T_2) + F_{int}(T_2) + F_{bath}(T_2), \quad (1)$$

where  $\rho c_v d$  is so called thermal inertia of VO<sub>2</sub> plate,  $\rho = 4.6 \text{ g/cm}^3$  is the mass density,  $c_v$  is the mass heat capacitance at constant volume and  $d$  is the thickness of VO<sub>2</sub> plate. In calculations, the temperature dependence of the mass heat capacitance of VO<sub>2</sub> is accounted for by the Debye model with Debye temperature of 750 K, the molar mass of 85.92 g/mol and the number of atoms in VO<sub>2</sub> molecule of 3. On the right-hand side of Eq. (1), the term  $F_{ext}$  is a portion of the external power which is absorbed in VO<sub>2</sub>.  $F_{ext}$  is defined as  $aF_0$ , where  $F_0$  is the laser power and  $a$  is absorption coefficient of VO<sub>2</sub> plate. The parameter  $a$  can be calculated by the scattering matrix formalism [17]. The term  $F_{int}$  in Eq. (1) is the change of internal energy of VO<sub>2</sub> plate during the time  $dt$  due to the radiative heat exchange between plates:

$$F_{int}(T_2) = F_{11}(T_2) - F_{12}(T_2) - F_{21}(T_2) - F_{22}(T_2), \quad (2)$$

where  $F_{ij}$  is the energy flux of thermal radiation of  $i$ -th plate in  $z_j$  coordinate as shown in Fig. 1. Indexes  $i = 1$  and 2 stand for SiO<sub>2</sub> and VO<sub>2</sub> plates correspondingly;  $z_1$  denotes any coordinate in the separation gap and  $z_2$  denotes any coordinate in the upper semi-infinite vacuum. The radiative heat transfer between plates is treated with a formalism of fluctuational electrodynamics [18]. The energy fluxes  $F_{ij}$  are expressed as [19]:

$$F_{ij} = \sum_{s,p} \int_0^\infty \frac{d\omega}{2\pi} \Theta(\omega, T_i) \int_0^\infty \frac{k_x dk_x}{2\pi} f_{ij}(\omega, k_x). \quad (3)$$

where  $\omega$  is the angular frequency and  $k_x$  is the  $x$ -component of wavevector of thermal radiation from  $i$ -th plate;  $f_{ij}(\omega, k_x)$  is the monochromatic flux of thermal radiation at certain  $k_x$ ;  $\Theta(\omega, T_i) = \hbar\omega / [\exp(\hbar\omega/k_B T_i)]$  is the mean energy of Planck oscillator and  $k_B$  is Boltzmann's constant. The summation symbol in expression (3) denotes the accounting for  $s$ - and  $p$ -polarizations. The monochromatic flux of thermal radiation  $f_{ij}(\omega, k_x)$  is calculated in terms of the complex amplitude reflectance and transmittance of the plates. For  $k_x < \omega/c$ , the coefficients  $f_{ij}(\omega, k_x)$  are given by the following expressions:

$$f_{11} = (1 - |r_1|^2) (1 - |r_2|^2) |D|^{-2}, \quad (4)$$

$$f_{21} = (1 - |r_1|^2) (1 - |r_2|^2 - |t_2|^2) |D|^{-2}, \quad (5)$$

$$f_{12} = (1 - |r_1|^2) |t_2|^2 |D|^{-2}, \quad (6)$$

$$f_{22} = 1 - |r_{02}|^2 - (1 - |r_1|^2) |t_2|^2 |D|^{-2}, \quad (7)$$

where  $D = 1 - r_1 r_2 e^{2ik_{z0}h}$  is the Fabry-Perot like denominator and  $h$  is the separation distance. For  $k_x > \omega/c$

$$f_{11} = f_{21} = 4\text{Im}(r_1)\text{Im}(r_2)e^{-2|k_{z0}h}|D|^{-2} \quad (8)$$

$$f_{12} = f_{22} = 0. \quad (9)$$

In expressions (4)–(9),  $r_i$  and  $t_i$  are the complex amplitude reflectance and transmittance of the  $i$ -th plate,  $r_{02}$  is the complex amplitude reflectance and transmittance of the whole structure from the side of VO<sub>2</sub> plate and  $k_{z0}$  is the  $z$ -component of the wavevector in vacuum. Parameters  $r_i$  and  $t_i$  can be calculated by means of the scattering matrix method [16, 17, 20]. The Fresnel coefficients that are used in construction of the scattering matrices, account for anisotropy of VO<sub>2</sub> plate and are described in [13, 21]. The term  $F_{bath}$  in Eq. 1 denotes the power which is absorbed in the VO<sub>2</sub> plate due to the thermal bath.

The metal-insulator transition of VO<sub>2</sub> is characterized by the latent heat and the hysteresis of optical constants. In simulations, the latent heat of the phase transition,  $L$ , is accounted for by assuming that the heat capacitance of VO<sub>2</sub> in the temperature range  $\{T_{ph} - \Delta T, T_{ph} + \Delta T\}$  is  $c_v = c_{vo} + \Delta c_v$  (see Fig. 2a). Here  $c_{vo}$  is the heat capacitance of VO<sub>2</sub> calculated by the Debye model, and the extra heat capacitance  $\Delta c_v$  is chosen in such a way that  $2\Delta c_v \Delta T = L$ , where  $\Delta T = 2 \text{ K}$  and  $L = 51.49 \text{ J/g}$  [9]. The hysteresis of optical constants is also accounted for, which is illustrated in Fig. 2b for the extinction coefficient  $\kappa$  at  $\omega = 150 \text{ THz}$ . As it will be shown later, the presence of hysteresis is crucial for the results of the paper. We consider that in heating/cooling regime, the optical constants of the VO<sub>2</sub> plate remain unchanged until the full amount of latent heat is absorbed. We assume here that the derivatives  $dn/dT_2$  and  $d\kappa/dT_2$  are infinite at  $T_2 = T_{ph} \pm \Delta T$  [22]. Hence, mathematically we describe the metal-insulator transition by two temperatures, namely  $T_{ph} \pm \Delta T$ , which we call as threshold temperatures later on.

The phase portrait of the metal insulator transition in  $d = 50 \text{ nm}$  thick VO<sub>2</sub> plate which is separated from SiO<sub>2</sub> by  $h = 500 \text{ nm}$  vacuum gap is shown in Fig. 3 as a dependence of the net power flux for VO<sub>2</sub> plate,

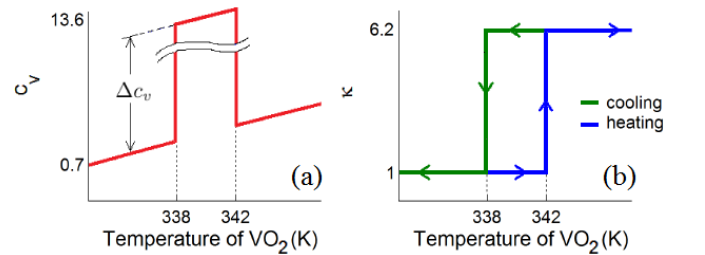


FIG. 2. Temperature dependence of the mass heat capacitance (a) and imaginary part of refractive index of VO<sub>2</sub> at  $\omega = 150 \text{ THz}$  (b) near the phase transition temperature.

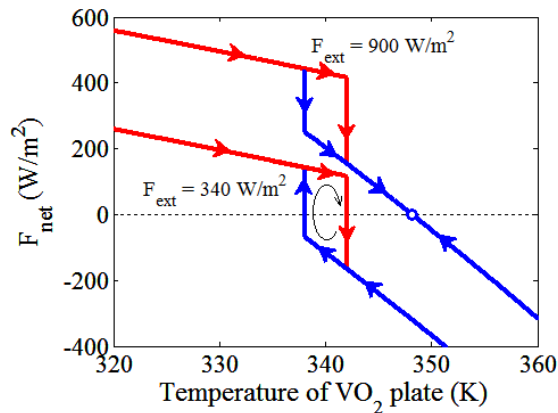


FIG. 3. (Color online) The net power flux  $F_{net}$  for VO<sub>2</sub> plate as a function of its temperature,  $T_2$ . The arrows show the directions of temperature and phase transformations. Red (blue) color of lines denotes the regions of the phase diagram where VO<sub>2</sub> is in its crystalline (metallic) state. Vacuum gap  $h = 50$  nm, thickness of VO<sub>2</sub> plate  $d = 500$  nm, laser power  $F_0 = 340$  and  $900$  W/m<sup>2</sup>.

$F_{net} \equiv F_{int} + F_{ext} + F_{bath}$ , on the temperature  $T_2$  for two different laser powers. The directions of temperature relaxations are determined by the sign of  $F_{net}$  and are shown in Fig. 3 by arrows. Both  $F_{net}(T_2)$  dependences possess the hysteresis which consists of the jumps of net power flux  $F_{net}$  at the threshold temperatures  $T_{ph} \pm \Delta T$  as well as of the relaxation regions between them. In case of  $F_{ext} = 340$  W/m<sup>2</sup>, the directions of temperature relaxation are different in metallic and insulator phases which causes the periodic alterations of VO<sub>2</sub> plate temperature. In case of  $F_{ext} = 900$  W/m<sup>2</sup>, the phase trajectory meets the x-axis at 348.1 K. It means that the system thermalizes to 348.1 K at the above external power flux.

The jumps of net power flux  $F_{net}$  is essentially non-linear process owing to the change of internal structure of VO<sub>2</sub> during the phase transition. Note that the oscillations occur under a time-constant external power flux. Thus, the considered alterations are relaxation-type self-oscillations of VO<sub>2</sub> plate temperature, where the metal-insulator phase transition plays a role of positive non-linear feedback. The oscillatory system never gets the stationary state but constantly thermalizes along its phase trajectories. The similar jumps of the net heat flux at the threshold temperatures were studied in [14] where  $F_{net}(T_2)$  demonstrated the effect of negative differential thermal conductance from SiO<sub>2</sub> plate to VO<sub>2</sub> plate. Unlike in [14], in the present work the thickness of plates and the separation distance between them were chosen in such a way that the dependence  $F_{net}(T_2)$  is monotonically decreasing.

In order to explicitly demonstrate the self-oscillation of VO<sub>2</sub> temperature as well as to find its period, let us simulate the dynamics of the radiative heat exchange between plates. We found the temporal dependencies of

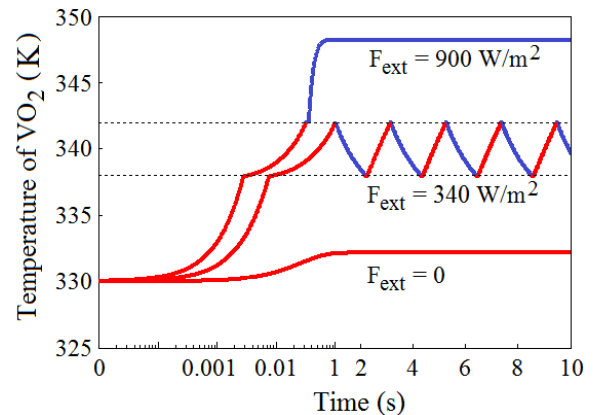


FIG. 4. (Color online) The time evolutions of VO<sub>2</sub> plate temperature at different external powers,  $F_{ext}$ . Red (blue) color of lines denotes the time intervals when VO<sub>2</sub> is in its crystalline (metallic) phase.

VO<sub>2</sub> temperature by solving the integro-differential equation (1) with initial condition  $T_2(0) = 330$  K. Fig. 4 shows the time evolutions  $T_2(t)$  obtained for different external power fluxes. In the case of absence of external power flux ( $F_{ext} = 0$ ), the VO<sub>2</sub> temperature increases to 333 K without phase transition. When  $F_{ext} = 900$  W/m<sup>2</sup>, the VO<sub>2</sub> plate transits from insulator to metallic state and thermalizes to a constant temperature 348.1 K that corresponds to the intersection point between the phase trajectory and the x-axis in Fig. 3. In the time interval from 0 to 0.004 s the temperature increases faster than in the subsequent interval from 0.004 s to 0.38 s. This is due to the fact that in temperature range 338–342 K the energy which is absorbed in VO<sub>2</sub> plate is spent for the phase transition. Finally, in case of 340 W/m<sup>2</sup> external power, the temperature  $T_2$  starts to oscillate after 1 s relaxation to 342 K. The period of oscillation is about 2 s and is determined by the thermal inertia of VO<sub>2</sub> plate, separation distance between plates, laser power, threshold temperatures and latent heat of the phase transition. The temperature oscillations are accompanied by periodical switches between insulator and metallic states of VO<sub>2</sub>.

In conclusion, we have theoretically demonstrated the effect of relaxation-type temperature self-oscillation in VO<sub>2</sub> plate which is separated by thin vacuum gap from SiO<sub>2</sub> plate. The hysteresis of optical constants of VO<sub>2</sub> at threshold temperatures acts as non-linear feedback that support the self-oscillations. The oscillation period is determined by relaxation characteristics of the system and the threshold temperatures. We believe that the discussed structure is a theoretical prototype of a thermal oscillations generator that could be useful for creation of devices based on radiative heat flux control.

This work is supported by the Swedish Research Council (VR) and VR's Linnaeus center in Advanced Optics and Photonics (ADOPT). M.Q. acknowledges the support by the National Natural Science Foundation of

China (Grants Nos. 61275030, 61205030, and 61235007). S.D. acknowledges the Olle Erikssons Foundation for Materials Engineering for support.

- 
- [1] A. Jenkins, *Physics Reports* **525**, 167 (2013).
- [2] A. Crunteanu, J. Givernaud, J. Leroy, D. Mardivirin, C. Champeaux, J.-C. Orlianges, A. Catherinot, and P. Blondy, *Sci. Technol. Adv. Mater.* **11**, 065002 (2010).
- [3] A. Beaumont, J. Leroy, J.-C. Orlianges, and A. Crunteanu, *J. Appl. Phys.* **115**, 154502 (2014).
- [4] J. Leroy, A. Crunteanu, J. Givernaud, J.-C. Orlianges, C. Champeaux, P. Blondy, *et al.*, *International journal of microwave and wireless technologies* **4** (2012).
- [5] Y. W. Lee, B.-J. Kim, J.-W. Lim, S. J. Yun, S. Choi, B.-G. Chae, G. Kim, and H.-T. Kim, *Appl. Phys. Lett.* **92**, 162903 (2008).
- [6] H.-T. Kim, B.-J. Kim, S. Choi, B.-G. Chae, Y. W. Lee, T. Driscoll, M. M. Qazilbash, and D. Basov, *J. Appl. Phys.* **107**, 023702 (2010).
- [7] J. Sakai, *J. Appl. Phys.* **103**, 103708 (2008).
- [8] M. M. Qazilbash, M. Brehm, B.-G. Chae, P.-C. Ho, G. O. Andreev, B.-J. Kim, S. J. Yun, A. Balatsky, M. Maple, F. Keilmann, *et al.*, *Science* **318**, 1750 (2007).
- [9] C. Berglund and H. Guggenheim, *Phys. Rev.* **185**, 1022 (1969).
- [10] A. S. Barker, H. W. Verleur, and H. J. Guggenheim, *Phys. Rev. Lett.* **17**, 1286 (1966).
- [11] M. Rini, A. Cavalleri, R. W. Schoenlein, R. López, L. C. Feldman, R. F. Haglund Jr, L. A. Boatner, T. E. Haynes, *et al.*, *Optics letters* **30**, 558 (2005).
- [12] P. Ben-Abdallah and S.-A. Biehs, *Phys. Rev. Lett.* **112**, 044301 (2014).
- [13] P. Ben-Abdallah and S.-A. Biehs, *Appl. Phys. Lett.* **103**, 191907 (2013).
- [14] S. A. Dyakov, J. Dai, M. Yan, and M. Qiu, arXiv preprint arXiv:1408.5831 (2014).
- [15] V. Kubytzkyi, S.-A. Biehs, and P. Ben-Abdallah, *Phys. Rev. Lett.* **113**, 074301 (2014).
- [16] S. A. Dyakov, J. Dai, M. Yan, and M. Qiu, *Phys. Rev. B* **90**, 045414 (2014).
- [17] D. Y. K. Ko and J. C. Inkson, *Phys. Rev. B* **38**, 9945 (1988).
- [18] S. M. Rytov, *Theory of electric fluctuations and thermal radiation*, Tech. Rep. (DTIC Document, 1959).
- [19] R. Messina and M. Antezza, *Phys. Rev. A* **84**, 042102 (2011).
- [20] M. Francoeur, M. Pinar Mengüç, and R. Vaillon, *J. Quant. Spectrosc. Radiat. Transf.* **110**, 2002 (2009).
- [21] Y. Guo and Z. Jacob, *J. Appl. Phys.* **115**, 234306 (2014).
- [22] We have performed more accurate simulations of optical constants hysteresis assuming that  $n(T_2)$  and  $\kappa(T_2)$  drop not instantly but in a temperature range  $dT$ . The simulations have shown that the results described below remain unchanged for  $dT < 1.6$  K.