

# How Far Removed Are You? Scalable Privacy-Preserving Estimation of Social Path Length with Social PaL

Marcin Nagy  
Aalto University  
marcin.nagy@aalto.fi

Thanh Bui  
Aalto University  
thanh.bui@aalto.fi

Emiliano De Cristofaro  
University College London  
e.decrisofaro@ucl.ac.uk

N. Asokan  
Aalto University and University  
of Helsinki  
asokan@acm.org

Jörg Ott  
Aalto University  
jorg.ott@aalto.fi

Ahmad-Reza Sadeghi  
TU Darmstadt/CASED  
ahmad.sadeghi@trust.cased.de

## ABSTRACT

Online social networks (OSNs) are increasingly used to help users make trust and access control decisions, e.g., based on the existence and the strength of social relationships. Discovering the length of the social path between two users is often supported by popular social networks, however, in a centralized way. This requires users to always rely on the provider and, worse yet, to reveal their interest in each other.

In this paper, we introduce *Social PaL*, the first system supporting the ubiquitous privacy-preserving discovery of the social path length between any two social network users. We prove that *Social PaL* allows users to find all paths of length two and demonstrate, via extensive simulation, that it discovers a significant fraction of longer paths, even with a small percentage of users in the system, e.g. 70% of all paths with only 40% of the users. Then, we implement *Social PaL* by means of a scalable server-side architecture and a modular Android client library, and design two mobile apps on top of it that allow nearby users to interact and share their Internet connection based on their social relationship.

## 1. INTRODUCTION

The ability to discover the *social path length* between two users is appealing in a number of interesting scenarios. Estimating how far removed in a social graph two users are can significantly help them make informed trust and access control decisions. For instance, if attendees of a large convention (e.g., the Consumer Electronics Show) could easily find other attendees with whom they share some social relationship (e.g., a LinkedIn connection), they could decide to chat, meet up, or network. Similarly, travelers could more consciously decide whether and with whom to interact, share rides, or tether Internet connections. Additional examples of the utility of discovering social paths include routing in delay-tolerant mobile ad-hoc networks [10] and anonymous communications [24, 34], as well as estimating the user’s *familiarity* to a location based on the social path length to nearby devices, which can in turn be used for context-based security [32].

The remarkable growth of online social networks (OSNs) penetration makes it feasible to rely on large social graphs and measure the length of a path between any two nodes. Today, Facebook provides users with the number of common friends, while LinkedIn also shows the length of the social path to any other user. However, as popular OSNs are centralized systems, so are the features they offer to discover social paths. Centralized solutions come at

the cost of sacrificing user privacy: when Alice queries the central server for the social path length to Bob, it obviously finds out that Alice is interested in Bob. If the social interaction is tied to proximity, the server also learns users’ locations. Moreover, relying on the social network provider severely limits the feasibility of many application scenarios, as users might not always be able to connect to the Internet—e.g., when traveling abroad.

This prompts the need to support social path length estimation in a *de-centralized* way, and to do so while *preserving user privacy*, in such a way that only the minimum required amount of information is disclosed in the process. In other words, users should only learn if they have any common friends, without having to reciprocally reveal the identity of the friends that they do not share, and discover the length of the social path between them (for paths longer than two), without learning which users are in the path.

Prior work presented a few techniques aimed to allow two users to securely find their mutual friends [12, 30, 36, 45]. Among these, the *Common Friends* service [36] supports privacy-preserving common friend discovery on mobile devices. It builds on a cryptographic primitive called Private Set Intersection (PSI) [14]: mutual friends are discovered by securely computing the intersection of friendship capabilities, which are periodically distributed from a user of *Common Friends* to all the friends who are also using it. However, besides being limited to social paths of length two, *Common Friends* only discovers the *subset* of the mutual friends who are *already* in the system, thus suffering from an inherent bootstrapping problem.

**Roadmap.** Enabling mobile users to compute social path lengths in a private, efficient, and de-centralized manner constitutes the main objective of this paper. We present *Social PaL*, the first system that supports ubiquitous privacy-preserving estimation of the social path length between any two social network users. We introduce the notion of *ersatz profiles*, created for users that are direct friends of one (or more) users of *Social PaL* but are not part of the system. By integrating the ersatz profiles with the friendship capabilities approach from [36], we can guarantee that two users of *Social PaL* will be able to discover *all* their common friends in the OSN (i.e., all paths of length two). We then present a novel hash chain-based protocol that supports the (private) discovery of social paths longer than two, and demonstrate its effectiveness by means of extensive simulations.

Finally, we present a full-blown implementation of *Social PaL*, consisting of a server architecture and an Android client library, and build two Android apps attesting to the practicality of *Social PaL*.

**Contributions.** This paper makes the following contributions:

1. We present, to the best of our knowledge, the *first* system supporting privacy-preserving estimation of social path length (Section 3).
2. We state and prove several properties of *Social Pal* including the fact that, for two users A and B, (i) *Social Pal* will find all common friends of A and B, including those who are not using it, and (ii) for each discovered path between A and B, *Social Pal* allows each party to compute the *exact* length of the path (Section 4).
3. Using samples of the Facebook graph, we empirically show that even when only 20% of the users use the system, *Social Pal* will discover more than 40% of all paths between any two OSN users, and 70% with 40% of users (Section 5).
4. We support Facebook and LinkedIn integration and release the source code of the implementation of a scalable server-side architecture and a modular Android client library, allowing developers to easily integrate *Social Pal* in their applications (Section 6).
5. We present two Android apps built on top of our system: (1) *nearbyPeople*, a “friend radar” displaying the list of devices in physical proximity and allowing users to find the social path length with the users of these devices, and (2) *SpotShare*, a tethering app enabling users to securely share their Internet connection with people with whom they share mutual friends (Section 7).

## 2. BACKGROUND

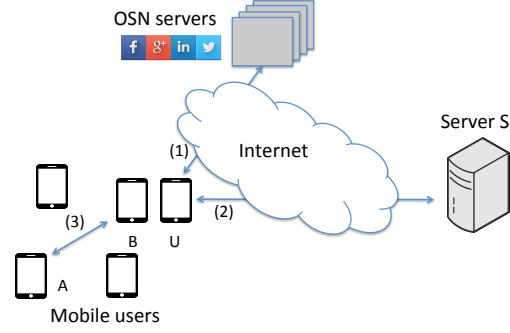
### 2.1 Private Common Friend Discovery

Although we aim to support the private estimation of social path lengths, our starting point is the private discovery of common friends (which correspond to social paths of length two). In this context, minimal security guarantees should include both *privacy* and *authenticity*, as users should neither learn the identity of non-shared friends nor claim non-existent friendships.

**Private Set Intersection (PSI).** A straightforward approach for private common friend discovery would simply rely on Private Set Intersection [14], which allows two parties to learn the intersection of their respective sets (and nothing else). If one encodes friend lists as sets, then PSI could be used to privately find common friends by computing the set intersection. One could also limit disclosure to the *number* (but not the identity) of shared friends, using Private Set Intersection Cardinality (PSI-CA) [11], which only reveals the size of the set intersection. However, using PSI (or PSI-CA) guarantees privacy but not authenticity, as one cannot prevent users from inserting arbitrary users in their sets and claim non-existent relationships.

**Bearer Capabilities.** To provide authenticity, *Common Friends* [36] adds bearer capabilities [43] (aka bearer tokens) to PSI. Users generate (and periodically refresh) a random number – the “capability” – and distribute it to their friends via an authentic and confidential channel. As possession of a capability serves as a proof of friendship, users can input it into the PSI/PSI-CA protocol, thereby learning the identity/number of common (and authentic) friends.

Since capabilities are large random values, a simpler variant of PSI can be used that only relies on cryptographic hash functions and does not involve public-key operations. Parties can hash each item in their set and transfer the hash outputs: since the hash is one-way, parties cannot invert it, thus they only learn the set inter-



**Figure 1:** Common Friends architecture overview. *Common Friends* comprises three protocols: (1) OSN user authentication protocol, (2) *Common Friends* capability distribution protocol, (3) *Common Friends* discovery protocol.

section upon finding matching hashes.<sup>1</sup> The protocol can be further optimized (w.r.t. communication overhead) using Bloom filters.

**Bloom Filters.** A Bloom Filter (BF) is a compact data structure for probabilistic set membership testing [7]. Specifically, a BF is an array of  $\beta$  bits that can be used to represent a set of  $\alpha$  elements in a space-efficient way. BFs introduce no false negatives but do yield false positive, even though the probability of a false positive can be estimated (and possibly minimized) as a function of  $\alpha$  and  $\beta$ .

Formally, let  $X = \{x_1, \dots, x_\alpha\}$  be a set of  $\alpha$  elements, and BF be an array of  $\beta$  bits initialized to 0.  $\text{BF}(j)$  denotes the  $j$ -th item in BF. Then, let  $\{h_i : \{0, 1\}^* \rightarrow [1, \beta]\}_{i=1}^\gamma$  be  $\gamma$  independent cryptographic hash functions, salted with random periodically refreshed nonces. For each element  $x \in X$ , set  $\text{BF}(h_i(x)) = 1$  for  $1 \leq i \leq \gamma$ . To test if  $y \in X$ , check if  $\text{BF}(h_i(y)) = 1 \forall i$ .

An item appears to be in a set even though it was never inserted in the BF (i.e., a false positive occurs) with probability  $p = (1 - (1 - 1/\beta)^{\gamma\alpha})^\gamma$ . The optimal size of the filter, for a desired probability  $p$ , can be estimated as:  $\beta = \lceil (-\log_2 p) / (\ln 2) \rceil \times \alpha$ .

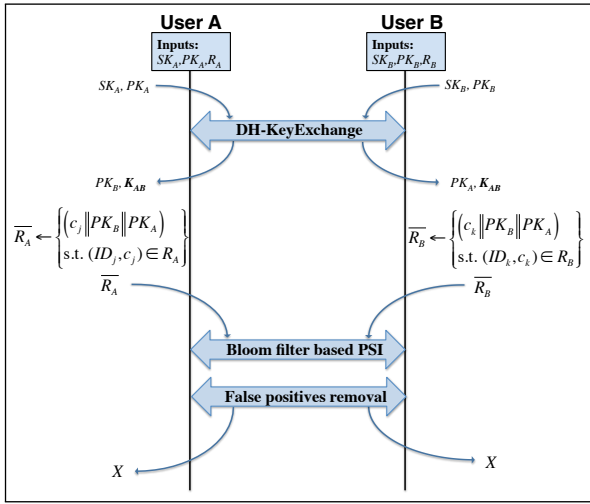
### 2.2 Common Friends Service

We now review the *Common Friends* service proposed in [36]. As illustrated in Figure 1, it involves a server *S*, a set of OSN servers (such as Facebook or LinkedIn), and a set of mobile users, members of one or more of these OSNs. *S* is implemented as a social network app (i.e., a third-party server), which stores the bearer capabilities uploaded by the *Common Friends* application running on users’ devices. It also allows a user’s *Common Friends* application to download bearer capabilities uploaded by that user’s friends in the OSNs. *Common Friends* consists of three protocols: (1) OSN user authentication, (2) capability distribution, and (3) discovery – we present them below.

**OSN user authentication** enables the OSN to authenticate *U* and provide *U*’s identifier in the social network ( $ID_U$ ) to *S*, and *U* to authorize *S* to access information about *U*’s friends in the OSN, which can be done using standard mechanisms such as OAuth [21].

**Capability distribution** involves the server *S* and a user *U*, communicating over a secure channel with server authentication provided by certificate  $Cert_S$ , and client authentication based on the previous OSN user authentication process. User *U* generates a random capability  $c_U$  (taken from a large space) and uploads it to *S*

<sup>1</sup>Instead, if sets contained low-entropy items, a malicious party could (passively) check whether any item is in counterpart’s set, regardless of whether or not it lies in the intersection.



**Figure 2:** Common friend discovery protocol based on BFPSI and bearer capabilities from [36].

over the established channel.  $S$  stores  $c_U$  along with the social network user identifier  $ID_U$ , and sends back  $R_U = \{(ID_j, c_j) \mid ID_j \in \text{friends}(ID_U)\}$ , which contains pairs of identifiers and corresponding capabilities of each friend that has already uploaded his capability. The protocol needs to be run periodically to keep  $R_U$  up-to-date, as capabilities are periodically refreshed.

**(Common Friends) Discovery** is a protocol run between two users,  $A$  and  $B$ . We illustrate it in Figure 2. First,  $A$  and  $B$  exchange their public keys ( $PK_A$  and  $PK_B$ , respectively) and generate a shared key ( $K_{AB}$ ) used to encrypt messages exchanged as part of the protocol. To prevent man-in-the-middle attacks,  $A$  (resp.,  $B$ ) cryptographically binds the DH channel to the protocol instance:  $A$  (resp.,  $B$ ) extends each item in the capability set  $R_A$  (resp.,  $R_B$ ) by appending DH public keys  $PK_A$ ,  $PK_B$ , building effectively a new set  $\bar{R}_A$  (resp.,  $\bar{R}_B$ ).  $A$  inserts every element of the  $\bar{R}_A$  set into a Bloom Filter  $BF_A$  and sends it to  $B$ .  $B$  discovers the set of friends ( $X'$ ) in common with  $A$  by verifying whether each item of his input set  $\bar{R}_B$  is in  $BF_A$ . Since Bloom Filters introduce false positives, the set  $X'$  may contain non-common friends. Thus a simple challenge-response protocol is run, where  $B$  requires  $A$  to prove knowledge of items available in  $X'$ . At the end of the protocol,  $A$  and  $B$  output the set of their common friends  $X$ .

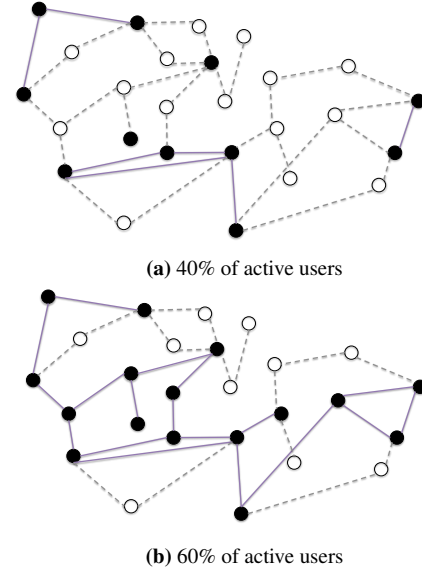
### 3. SOCIAL PAL DESIGN

#### 3.1 Requirements

We start by highlighting two main *limitations* of the Common Friends service [36] presented above:

1. **Bootstrapping:** To discover a common friend (say  $C$ ) of  $A$  and  $B$ ,  $C$  must have installed the Common Friends app and uploaded his capability to  $S$ . Thus, Common Friends will only discover a subset of the mutual friends between  $A$  and  $B$  until all of them start using it.
2. **Longer social paths:** Common Friends only allows its users to learn whether they are friends or have mutual friends. If two users have a longer social path between them, Common Friends cannot detect it.

To illustrate Common Friends's bootstrapping problem, we plot, in Figure 3, a simple social network with 27 nodes (i.e., users)



**Figure 3:** Coverage of Common Friends with 40% and 60% of users using the system. Black (resp., white) nodes denote users (resp., non-users) of the system. Purple/solid edges denote a direct friendship discoverable by Common Friends.

and 34 edges (i.e., friendship relationships). Black circles represent users who are using Common Friends, and white circles – those who are not. Purple/solid edges represent direct friend relationships (i.e., social paths of length 1) that are discoverable by Common Friends. When the user base is only 40% of all OSN users (Figure 3a), only 7 out of the 34 direct friend relationships are discoverable (i.e., coverage is approximately 20%). When it increases to 60%, coverage increases to about 50% (Figure 3b).

Addressing these limitations constitute our work's starting point. We present the full-blown design of a system we call Social Pal that enables the private estimation of social path lengths (i.e., even when paths are longer than two) and successfully addresses the issue with bootstrapping.

**System model.** Social Pal is modeled using the same system model as Common Friends, presented in Section 2.2. That is, as depicted in Figure 1), it involves a server  $S$ , a set of OSN servers (such as Facebook or LinkedIn), and a set of mobile users members of one or more of these OSNs.

**Functional requirements.** Ideally, Social Pal should allow any two users to compute the exact length of the social path between them (if any). However, when Social Pal is being used only by a fraction of users in an OSN, it might not discover all paths that exist between two given users in that OSN. Therefore, to characterize how well Social Pal meets this requirement, we introduce a measure of the likelihood that any two users would discover, using Social Pal, an existing social path of a given length between them. We call this the *coverage* of Social Pal.

We define Social Pal's functional requirements as follows:

1. **(Correctness).** Users  $A$  and  $B$  can determine the exact length of a social path between them (if any).
2. **(Coverage Maximization).** Social Pal should maximize coverage, in other words, the ratio between the number of social paths (of length  $n$ ) between  $A$  and  $B$  discovered by Social Pal and the number of *all* social paths (of length  $n$ ) between  $A$  and  $B$ .

Symbol	Description
<b>Entities</b>	
S	Server
A, B	User A, B, resp.
U	Generic User (can be either A or B)
E	User E (ersatz profile)
<b>Social graph data</b>	
$ID_U$	Social identifier of U
$F(ID_U)$	Set of direct friends of U
$F^k(ID_U)$	Set of social contacts $k$ hops from U
<b>Keys</b>	
$PK_A, PK_B$	DH public key of A, B, resp.
$K_{AB}$	DH session key between A and B
<b>Cryptographic functions</b>	
$h^i(x)$	Hash chain of item $x$ of length $i$
<b>Social PaL protocol data</b>	
$c_j$	Capability uploaded by user with identifier $ID_j$
$c_j^k$	Capability of degree $k$ uploaded by user with identifier $ID_j$
$R_U$	Set of capabilities downloaded by U from S
$R_U^h$	Set of higher order capabilities downloaded by U from S
$R_U^d$	Set of derived higher order capabilities downloaded by U from S
$I$	Union of capabilities' sets $R_U, R_U^h, R_U^d$
$\tilde{I}$	Input sets to Social PaL discovery protocol
$BF_A$	Bloom filter sent by A

Table 1: Notation.

**Privacy requirements.** From a privacy point of view, Social PaL should satisfy the following requirements. Let A and B be two Social PaL users willing to discover the length of the social path existing between them:

1. A and B discover the set of their common friends but learn nothing about their non-mutual friends;
2. A and B do not learn any more information than it is already available from standard OSN interfaces.

In other words, Social PaL should allow two users to learn the social path length between them (if any), but not the nodes on the path, without reciprocally revealing their social link. If a path between the users exists that is of length two (i.e., users have some common friends), then they learn the identity of the common friends (and nothing else).

The privacy requirements above only pertain to interacting users, as ensuring that no eavesdropping party learn any information about users' friends can be achieved by letting users communicate via confidential and authentic channels.

### 3.2 Bootstrapping Social PaL

Before presenting the details of the system, we summarize the notation used throughout the rest of the paper in Table 1.

**Ersatz profiles.**<sup>2</sup> One fundamental building block of Social PaL are ersatz profiles, which we introduce to overcome the bootstrapping problem faced by services like Common Friends. Recall from Section 2.2 that, in the original Common Friends design, the server S stores bearer capability  $c_U$ , uploaded by a user U, together with his social network identifier  $ID_U$ . The pair  $(c_U, ID_U)$  along with the set of U's friends  $F(ID_U)$  is what we call the user profile. In Social PaL, we let S create an *ersatz profile* for all users who have not joined the system but who are friends with a user who has.

An ersatz profile is identical to a standard one, but the related capability is generated by S, and not by the user. Figures 4a and 4b illustrate how coverage improves when ersatz profiles are added, e.g., with only 40% joining the system, coverage reaches 75%.

**Ersatz profile creation.** Adding ersatz profiles requires a few changes in the capability distribution protocol (compared to that

<sup>2</sup>The word *ersatz*, originally from German, means “substitute.”

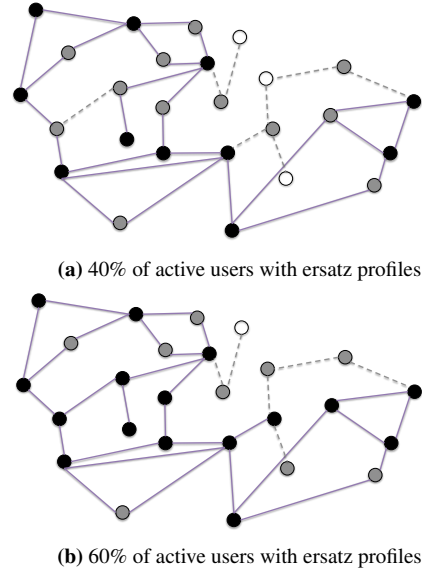


Figure 4: Coverage of Social PaL with 40% and 60% of users using the system and with the addition of ersatz profiles (in grey). Purple/solid edges here denote a direct friendship discoverable by Social PaL.

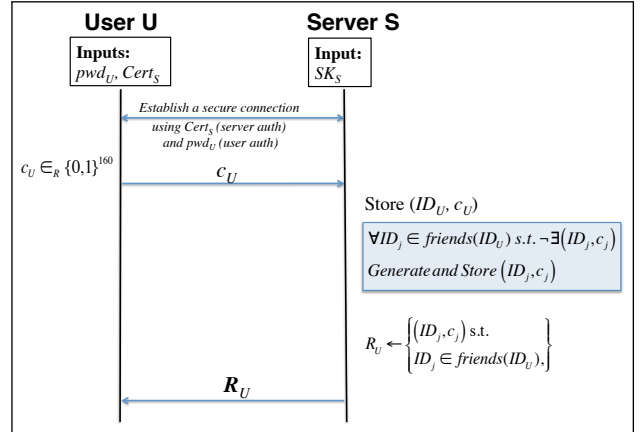


Figure 5: Adding ersatz profiles to the capability distribution.

from Common Friends). We highlight these changes in Figure 5, specifically, in the blue-shaded box. Before returning  $R_U$  to U, S first computes the set  $M_U = \{ID_E : \neg \exists (c_E, ID_E)\}$  which contains the social network identifier of each “missing user” E. Then  $\forall ID_E \in M_U$ , it creates E’s ersatz profile as follows:

1. Create an *ersatz capability*  $c_E \in_R \{0,1\}^l$  (where  $l$  is the length of a capability) for E and store  $\{(c_E, ID_E)\}$ .
2. Create an initial friend set  $F(ID_E)$ , which at this stage contains only  $ID_U$ .

After the successful creation of all needed ersatz profiles, S returns  $R_U$ , which includes the capabilities from the profiles of all of U’s friends, including the ersatz profiles.

**Active social graph updates.** Users of Social PaL explicitly authorize the server S to retrieve their friend lists from the OSNs. Since an ersatz user E is not a user of Social PaL, S cannot learn the full set of E’s friends  $F(ID_E)$ . Instead, it maintains an estimate  $\hat{F}(ID_E)$  based on the events it can observe from users of Social PaL. For example, when a user U adds E as a friend, S



learns that  $ID_E$  is added to  $F(ID_U)$  and can infer that  $ID_U$  should be added to  $F(ID_E)$ .

**Turning ersatz profiles into “standard” users.** If a user E for whom S has created an ersatz profile later joins Social Pal, they can simply upload their capability  $c_E$  to S, who (1) overwrites the old ersatz capability with  $c_E$ , (2) queries the OSN for E’s friend list  $F(ID_E)$ , and (3) updates the existing, possibly incomplete, list of E’s friends with  $F(ID_E)$ , effectively turning an ersatz profile into a standard profile. (Note that this operation is transparent to all users of the system.)

### 3.3 Discovering (Longer) Social Paths

We now present the full details of our Social Pal instantiation: besides addressing the bootstrapping problem (using ersatz profiles), it also allows two arbitrary users to calculate the social path length between them. We denote with  $Dist(A, B)$  the social path length between two users A and B, i.e., the minimum number of hops in the social network graph that separates A and B.

**Intuition.** We set to allow Social Pal to discover the social path length between users in the OSN by extending the capability distribution to include further relationships beyond friendship (e.g., friend-of-a-friend) and rely on capability matches for estimating the social path length. By using cryptographic hash functions, we can generate and distribute capabilities of higher order that serve as a proof of a social path between users.

**Notation.** Throughout the rest of the paper, we use the following notation:

- The hash chain  $h^i(x)$  of item  $x$  (of length  $i$ ) corresponds to the evaluation of a cryptographic hash function  $h(\cdot)$  performed  $i$  times on  $x$ . When  $i = 0$ ,  $h(x) = x$ . Specifically:

$$h^i(x) = \begin{cases} \underbrace{h(h(\dots(h(x))\dots))}_{i \text{ times}} & i \geq 1 \\ x & i = 0 \end{cases}$$

- $c_j^k$  is a  $k$ -degree capability and is defined as  $c_j^k = h^k(c_j)$
- $F^k(ID_U)$ ,  $k \geq 1$  denotes the set of social contacts that are  $k$ -hops from user U.

**Capability distribution protocol.** In Figure 6, we detail Social Pal’s protocol for capability distribution. Note that interaction between U and S is identical to the capability distribution protocol from Figure 5, up until the creation of missing ersatz profiles is completed. Note that the protocol in Figure 6, S now returns two sets, namely  $R_U$  and  $R_U^h$ , where  $R_U^h$  denotes the set of higher order capabilities provided to U by other OSN members that are at least 2-hops from U. It is composed of a number of subsets  $C_i$ ,  $i = 2, \dots, n$  with each subset  $C_i$  containing  $i - 1$  order capabilities of users in  $F^i(ID_U)$ . Formally,

$$R_U^h = \bigcup_{i=2}^n C_i, \text{ and} \\ C_i = \{(i-1, c_j^{i-1}) : \exists (ID_j, c_j) \wedge ID_j \in F^i(ID_U)\}$$

Consequently, the total cardinality of  $R_U^h$  and  $R_U$  is:

$$|R_U| + |R_U^h| = \sum_{i=1}^n |F^i(ID_U)|$$

Finally, U generates missing higher order capabilities. For every received capability  $c_j^i$  of degree  $i$ , U hashes it  $n-i$  times to generate a sequence of higher order capabilities of the form:

$$((i+1, c_j^{i+1}), \dots, (n, c_j^n))$$

All elements of such sequences are combined into one set of derived higher order capabilities  $R_U^d$ . Finally all capability sets are

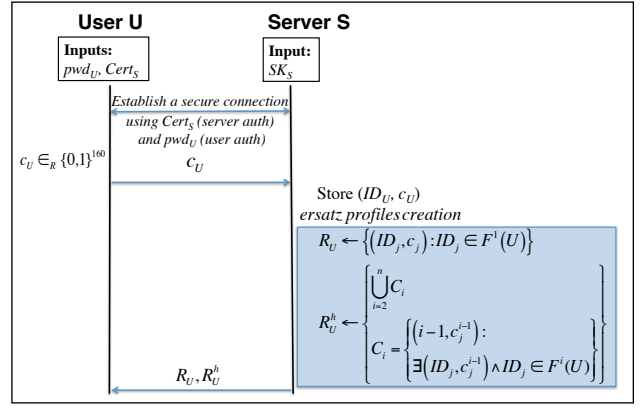


Figure 6: Social Pal’s capability distribution protocol.

combined to form  $I$ :

$$I = R_U \cup R_U^h \cup R_U^d$$

The resulting set  $I$  will be used to derive the input sets for PSI during the social path length discovery protocol as explained below. The cardinality of the input set to PSI is therefore:

$$|I| = \sum_{i=1}^n |F^i(ID_U)| \times (n - i + 1)$$

As capabilities are short-lived (i.e., they should expire within a couple of days), the protocol needs to be run periodically in order to keep  $I$  up-to-date.

**Active social graph building.** To construct  $F^n(ID_U)$  of user U, S tracks changes in friend lists of users by using the following logical implication: if  $j$  represents a friend of  $i$  and  $i$  is  $k - 1$  hops from U and  $j$  is not earlier identified at less than  $k$  hops from U, then  $j$  is  $k$  hops from U. Formally:

$$(ID_i \in F^{k-1}(ID_U) \wedge ID_j \in F(ID_i) \wedge ID_j \notin F^m(ID_U), m < k) \implies ID_j \in F^k(ID_U)$$

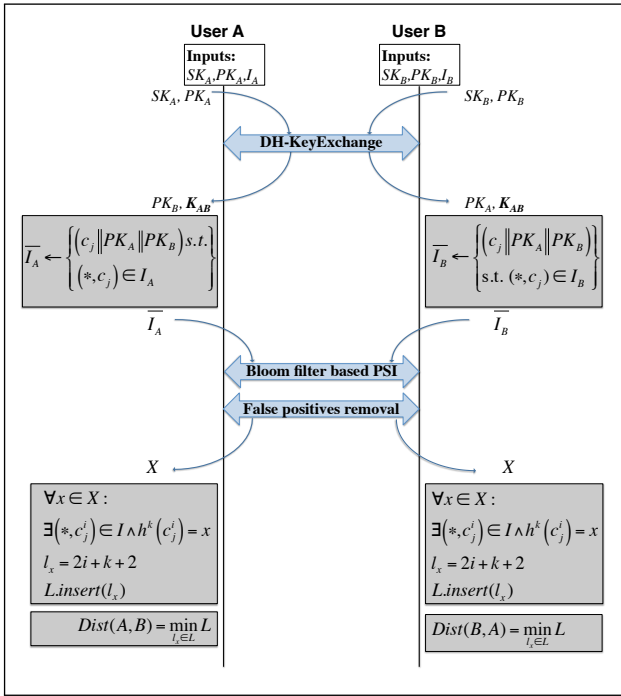
**(Social path) Discovery protocol.** In Figure 7, we illustrate the Social Pal discovery protocol. The protocol involves two users A and B, who are members of the same OSN. It begins with establishing a secure channel (via Diffie-Hellman key exchange), followed by cryptographic binding of the Diffie-Hellman channel to the protocol instance, which is needed to avoid man-in-the-middle attacks. A (resp., B) appends both public keys to each capability  $c_j$  in  $I_A$  (resp.,  $I_B$ ) set to form  $\overline{I_A}$  ( $\overline{I_B}$ ). The resulting sets are:

$$\overline{I_A} = \{(c_j || PK_A || PK_B) : (*, c_j) \in I_A\} \\ \overline{I_B} = \{(c_j || PK_A || PK_B) : (*, c_j) \in I_B\}$$

(Note that the  $*$  symbol in the above equations indicate that, while constructing  $\overline{I_A}$  and  $\overline{I_B}$ , the first element of each pair contained in  $I_A$  and  $I_B$  is ignored.)

Next, both users execute the steps of Common Friends’s discovery protocol, on the above input sets. Specifically, they perform Bloom-filter based PSI (introduced in Section 2.1) and run the challenge-response part of the protocol needed to remove potential false positives (as discussed in Section 2.2). The interactive protocol ends with parties outputting the intersection of the sets.

From this point on, both users perform identical actions to calculate the social path length between them. All operations are done locally, i.e., with no need to exchange data. This process consists



**Figure 7:** Illustration of Social Pal discovery protocol. The updated part is marked in grey background.

of two phases: (1) calculating the social path length input set  $L$  (i.e., the set containing lengths for all discovered paths between A and B), and (2) selecting the shortest length among all lengths contained in  $L$ . To this end, A (B) builds set  $L$  by performing following actions on every item  $x \in X$ :

1. Finding a capability  $c_j^i$  such that  $\exists(*, c_j^i) \in I \wedge h^k(c_j^i) = x$
2. Calculating path length  $l_x$  via matching capability  $x$  (which was obtained from some user, say C) and inserting it into  $L$ :

$$l_x = \underbrace{(i+1)}_{Dist(A,C)} + \underbrace{(i+k+1)}_{Dist(C,B)} = 2i+k+2$$

$L.insert(l_x)$

At the end, A and B learn the final path length  $Dist$  between them by finding the lowest value of items included in  $L$ :

$$Dist(A, B) = Dist(B, A) = \min_{l_x \in L} l_x$$

If  $Dist(A, B) \leq 2$ , then A and B have common friends between them, thus Social Pal returns identifiers of all these common friends as in the original Common Friends service. While we could use Social Pal to reveal the first hop identifiers for  $Dist > 2$ , we do not due to the privacy requirements outlined in Section 4.2.

## 4. ANALYSIS

This section presents the analysis of Social Pal, showing that it fulfills functional and privacy requirements from Section 3.1.

### 4.1 Correctness

LEMMA 1. If  $ID_P \in F^k(ID_A)$ , then:

1. There exists a path  $X = \{x_i\}$ , for  $i \in \{0, \dots, k-1\}$ , between A and P, in the social graph.
2. A receives the  $i^{th}$  order capability  $c_{x_i}^i$  from every  $x_i$  in  $X$ .

PROOF. When  $ID_P \in F^k(ID_A)$ , by using the logical implication for the active social graph building (see Section 3.3), it must hold that, in order to include  $ID_{x_{i+1}}$  in  $F^{i+1}(ID_A)$ ,  $ID_{x_i}$  must be included in  $F^i(ID_A)$ . Therefore, we can recursively argue:

$$\exists x_{k-1} : ID_{x_{k-1}} \in F^{k-1}(ID_A) \wedge ID_{x_{k-1}} \in F(ID_P)$$

$$\vdots$$

$$\exists x_{i+1} : ID_{x_{i+1}} \in F^{i+1}(ID_A) \wedge ID_{x_{i+1}} \in F^{k-i}(ID_P)$$

$$\exists x_i : ID_{x_i} \in F^i(ID_A) \wedge ID_{x_i} \in F^{k-1-i}(ID_P)$$

$$\vdots$$

$$\exists x_0 : ID_{x_0} \in F(ID_A) \wedge ID_{x_0} \in F^{k-1}(ID_P)$$

Note that, for every  $i \in \{0, \dots, k-1\}$ , there exists a connection to  $x_{i-1}$  and  $x_{i+1}$ , thus,  $\{x_0, x_1, \dots, x_{k-1}\}$  form a path  $X$  between A and P. Considering  $x_i \in X$ ,  $0 \leq i < k-1$ , since  $x_i \in F^i(ID_A)$ , then A receives  $c_{x_i}^i$ .  $\square$

THEOREM 1. Let there be a path  $X = \{x_i\}$ ,  $i \in \{0, \dots, d\}$ ,  $d \geq 0$  between A and B in the social graph. If path  $X$  is discovered by the Social Pal discovery protocol, then both A and B can estimate the exact length  $d+2$  of path  $X$ .

PROOF. Let  $n$  denote the highest degree of capabilities used in Social Pal.

If  $d < n$ :

- The set of capabilities of A and B are  $\{c_{x_0}, c_{x_1}^1, \dots, c_{x_i}^i, \dots, c_{x_d}^d\}$ , and  $\{c_{x_d}, c_{x_{d-1}}^1, \dots, c_{x_i}^{d-i}, \dots, c_{x_0}^d\}$ , respectively. (See Figure 8a for a graphic illustration of the distribution of capabilities for A and B.)
- If A gets a matching capability for  $c_{x_i}^i$ , then it must corresponds to  $c_{x_i}^{d-i}$  for B.
- A substitutes  $k = d - i$  in  $Dist(A, B)$  and receives:  

$$l_x = 2i + (d - i) + 2 = i + d + 2$$
- A gets multiple capability matches, and sets  $Dist(A, B)$  to be the minimum  $l_x$ , which is for  $i = 0$ , and  $Dist(A, B) = d+2$ . (Similar argument holds for B.)

If  $d \geq n$ :

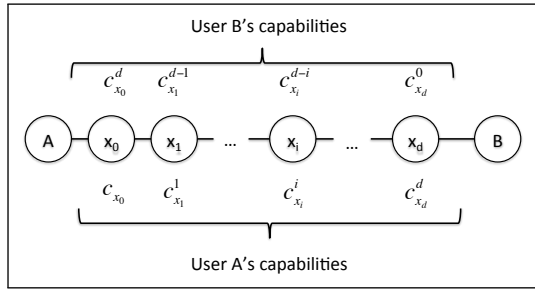
- The set of capabilities of A and B are:  $\{c_{x_0}, c_{x_1}^1, \dots, c_{x_i}^i, \dots, c_{x_n}^n\}$  and  $\{c_{x_d}, c_{x_{d-1}}^1, \dots, c_{x_n}^{d-n}, \dots, c_{x_i}^{d-n}, \dots, c_{x_0}^d\}$ , respectively – see Figure 8b. (Capabilities for which A and B obtains matches are marked in green.)
- If A gets a capability match for:  $\{c_{x_i}^i, \dots, c_{x_n}^n\}$ , A substitutes  $k = n - i$  in  $Dist(A, B)$  and receives:  

$$l_x = 2i + (n - i) + 2 = i + n + 2$$
- A gets multiple capability matches, and sets  $Dist(A, B)$  to be the minimum  $l_x$ , which is for  $i = d - n$ , and  $Dist(A, B) = d + 2$ . (Similar argument holds for B.)  $\square$

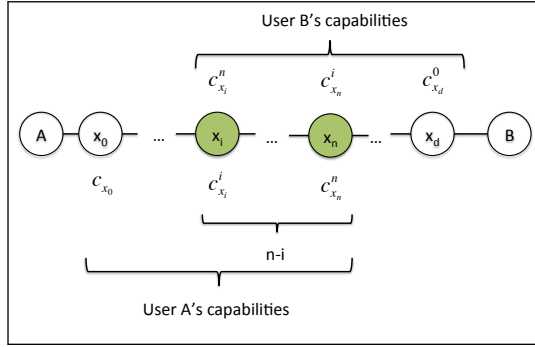
### 4.2 Privacy

As discussed in Section 3.1, our Social Pal instantiation needs to provide users with strong privacy guarantees, i.e., interaction between two users A and B does not reveal any information about their non-mutual friends or any other information than they could discover by gathering information from the standard OSN interface.

First, we review the security of the common friends discovery protocol from Common Friends [36], since it constitutes the basis of our work. Its security, in the Honest-but-Curious (HbC) model, reduces to the privacy-preserving computation of set intersection. That is, privacy stems from the security of the underlying Private Set Intersection (PSI) or Private Set Intersection Cardinality (PSI-CA) protocol that Common Friends instantiates to privately intersect capabilities and discover common friends. This is proven by



(a) Theorem 1 capability distribution for  $d < n$  case.



(b) Theorem 1 capability distribution for  $d \geq n$  case.

**Figure 8:** Illustration of theorem 1 capability distribution.

means of indistinguishability between a real-world execution and an ideal-world execution where a trusted third party receives the inputs of both parties and outputs the set intersection (or the cardinality thereof).

Note that [36] also uses Bloom-filter based PSI besides traditional PSI instantiations, however, this does not impact security since sets to be intersected are random capabilities, thus, high-entropy, non-enumerable items.

Now observe that the interactive part of the Social Pal’s (social path) discovery protocol – i.e., the part where information leakage might occur – mirrors that of Common Friends’s (common friends) discovery protocol. Specifically, during the protocol execution, users A and B engage in a Bloom-filter based PSI interaction, on input, respectively,  $\bar{I}_A$  and  $\bar{I}_B$ , i.e., the sets of their capabilities, and obtain  $X$ , which is used to reconstruct the social path between A and B (if any).

If A and B are friends with each other (or have mutual friends), they can find out the identity of the user(s) corresponding to matching capabilities, thus, learning that there exists a social path of length 1 (or 2) and the identity of their mutual friends, but nothing else. In fact, if an adversary could learn the identity of non-mutual friends, then, we could build an adversary breaking the Bloom-filter PSI based common friends discovery protocol from [36]. Similarly, if there exists no social path between A and B, then the Bloom-filter PSI interaction does not reveal any information to each other.

On the other hand, if there exists a social path between A and B of length  $\text{Dist}(A, B) > 2$ , then the matching capabilities are for profiles for which the server S has removed identifiers  $ID_j$ . Therefore, A and B do not learn the identity of the users yielding a social path between them, but only how many.

## 5. COVERAGE EVALUATION

We now present an empirical evaluation of Social Pal’s coverage, using three publicly available Facebook sample datasets.

Specifically, we analyze how *coverage* attained by the social path discovery depends on the fraction of OSN users who join the system. Recall from Section 3.1 that the coverage of the social path discovery is defined as the probability that two users discover an existing path between them in the social network.

### 5.1 Datasets Description

Our evaluation relies on three datasets derived from a single dataset, created by Gjoka et al. [17, 18], using three different sampling techniques. We present them below.

1. The **Social Filter dataset** [40] is our primary dataset. It contains 500,000 users, a connected component derived using the “forest fire” sampling method [27] from the original dataset (cf [40]). As forest fire sampling does not preserve node degree, each node in the Social Filter dataset has an average node degree of 30, which is significantly less than in the original dataset. To investigate the effect of the reduced node degree on coverage, we also use the two following datasets.
2. The **MHRW dataset** [17] is built using the *Metropolis-Hastings Random Walk* (MHRW) method with 28 independent random walks. It contains the friend lists of 957,359 users. We call this the set of *sampled users*. Each of them has an average of 175 friends, including both other sampled users and those who were part of the original dataset but that were not sampled – we call them *outside users*. The MHRW dataset contains a total of 72.2 million *outside users* (who are friends of one or more *sampled users*). Because of the nature of the MHRW sampling, the average number of connections between two *sampled users* in this set is only 3, thus it is used to evaluate Social Pal’s coverage among poorly connected users.
3. The **BFS dataset** [17] is built using *Breadth First Search* (BFS) from 28 independent BFS traversals. It consists of 2.2 million *sampled users*, with an average of 310 friends. The number of *outside users* in the dataset is 93.8 million. Naturally, BFS sampling results in subgraphs that are highly connected, and the average number of connections between *sampled users* is 53. Thus, we use the BFS dataset to measure Social Pal’s coverage among well connected users.

### 5.2 Simulation

**Procedure.** To evaluate Social Pal’s coverage on each of the three datasets, we put in place the following simulation procedure. First, we chose, at random, a subset of *sampled users*, which we call the *test set*. When operating on the Social Filter dataset, we used the whole set rather than the set of *sampled users*. We chose four different sizes for the *test set*:  $\{20, 40, 60, 80\}\%$  of the *sampled users*. Note that the *test set* represents the fraction of the users of an OSN with the Social Pal system.

Then, for a given social path length  $n$  ( $n \in \{2, 3, 4\}$ ), we randomly selected 50,000 pairs of users from the *test set* in such a way that at least one path of length  $n$  exists.

Finally, we computed the fraction of user pairs for which Social Pal discovers an existing path between them. We did this for two cases: Social Pal with support for ersatz profiles, and without. Each simulation was repeated 10 times. In total, we conducted 720 different simulations.

**Results.** We now present the results of our simulations for each of the three datasets. Social Pal’s discovery coverage is presented, respectively, Figure 9 and Table 2 for the the Social Filter dataset,

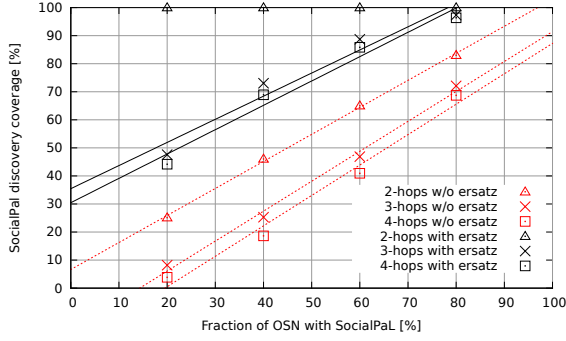


Figure 9: Coverage results for the Social Filter dataset.

Fraction of OSN with Social Pal	Path length	with ersatz [%]		w/o ersatz [%]	
		avg	std	avg	std
20%	2	100	0.0	25.12	0.27
	3	47.59	0.11	8.17	0.09
	4	44.17	0.21	3.85	0.09
40%	2	100	0.0	46.05	0.30
	3	73.05	0.09	25.27	0.11
	4	68.93	0.09	18.64	0.14
60%	2	100	0.0	65.02	0.17
	3	88.69	0.07	46.87	0.14
	4	85.86	0.11	40.94	0.19
80%	2	100	0.0	83.02	0.10
	3	97.32	0.04	72.10	0.18
	4	96.37	0.05	68.71	0.21

Table 2: Coverage results for the Social Filter dataset.

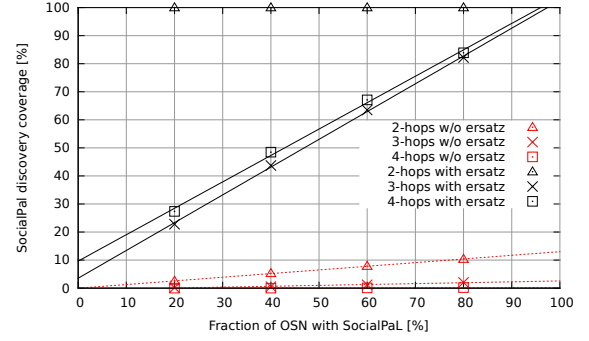


Figure 10: Coverage results for the MHRW dataset.

Fraction of OSN with Social Pal	Path length	with ersatz [%]		w/o ersatz [%]	
		avg	std	avg	std
20%	2	100	0.0	2.52	0.1
	3	22.77	0.23	0.15	0.02
	4	27.86	0.26	0.003	0.002
40%	2	100	0.0	5.26	0.15
	3	43.71	0.22	0.55	0.02
	4	48.46	0.25	0.03	0.004
60%	2	100	0.0	7.85	0.14
	3	63.50	0.13	1.19	0.03
	4	67.09	0.24	0.09	0.005
80%	2	100	0.0	10.34	0.14
	3	82.18	0.19	2.04	0.03
	4	83.90	0.29	0.19	0.01

Table 3: Coverage results for the MHRW dataset.

Figure 10 and Table 3 for the MHRW dataset, and Figure 11 and Table 4 for the BFS dataset. Each graph shows how the coverage (for paths of different length) of Social Pal relates to fraction of OSN users who use Social Pal. Red dotted lines indicate the performance of Social Pal without ersatz profile support, while black solid lines correspond to the user of ersatz profiles.

Without ersatz profiles, coverage increases linearly as more users start using Social Pal. The rate of growth is highest for the Social Filter dataset and lowest for the MHRW dataset. In general, the coverage figures are low. For instance, even if 80% of OSN users have Social Pal, the coverage for paths of length 4 ranges between 0.19% (the MHRW dataset) and 68.71% (the Social Filter dataset).

The introduction of ersatz profiles results in a remarkable improvement across the board in all datasets. As expected, the coverage for paths of length 2 is 100%. When 80% of OSN users are in the Social Pal system, the coverage is well above 80% in all cases. Even when only 20% of users have Social Pal, coverage is still above 40% in all cases, except for the MHRW dataset.

### 5.3 Take-aways

From the results of the simulations, we draw two main conclusions.

**Ersatz profiles greatly improve Social Pal’s coverage.** With the support for ersatz profiles, Social Pal discovers 100% of social paths of length 2, thus addressing one of the major limitations of the Common Friends system [36]. The coverage for paths of length 3 and 4 always increases, between 10% and 80%, depending on the fraction of OSN users in Social Pal and the dataset used for the simulations.

**Variation of coverage across different datasets.** We observe better coverage results with the BFS dataset than with the MHRW dataset. As the BFS dataset represents coverage among well connected users, the density of ersatz profiles between random users is higher than in the MHRW dataset, thus yielding better overall coverage. The BFS dataset models societies, such as most of the

western societies, where the penetration of OSNs is high. The high coverage results with the BFS dataset suggests that Social Pal will do well in this context. On the other hand, the MHRW dataset models societies where OSN connectivity is poor and, although Social Pal is not as effective here, it may still perform reasonably well, detecting the majority of social paths even before the number of users joining Social Pal reaches 50%.

## 6. IMPLEMENTING SOCIAL PAL

In this section, we present our full-blown implementation of the Social Pal system. We aim to support scalability for increasing number of users (in terms of CPU performance and memory) and to enable developers to easily integrate it into their applications.

### 6.1 Server Architecture

**Server components.** On the server side, the Social Pal system builds on the foundation of the PeerShare server, which we developed in previous work [35]. PeerShare allows two or more users to share sensitive data among social contacts, e.g., friends in a social network.

We reuse the following basic functions of PeerShare: (1) OSN interfaces to retrieve social graph information, (2) the OAuth [21] component for user authentication, and (3) the data distribution mechanism. On top of these components, we develop a new server architecture that supports the addition of server-based applications via an extension mechanism. This design choice allows us to implement the Social Pal functionality in such a way that the system can efficiently scale (both in terms of memory and CPU performance) to support an increasingly large number of users.

As illustrated in Figure 12, the server architecture consists of the following components: the *Common Apps Server*, a group of applications (e.g., the Social Pal App), the *OSN Communicator Module*, and the *Bindings Database* (Bindings DB). The Common Apps Server provides the basic functionality common for all applications. These are: (1) storage of data uploaded by users in



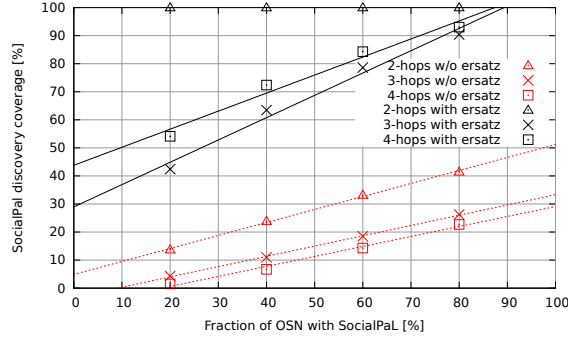


Figure 11: Coverage results for the BFS dataset.

Fraction of OSN with Social Pal	Path length	with ersatz [%]		w/o ersatz [%]	
		avg	std	avg	std
20%	2	100	0.0	13.69	0.34
	3	42.42	0.30	4.31	0.11
	4	54.11	0.21	1.51	0.04
40%	2	100	0.0	23.85	0.26
	3	63.46	0.23	10.98	0.17
	4	72.39	0.32	6.71	0.11
60%	2	100	0.0	33.19	0.26
	3	78.62	0.17	18.50	0.09
	4	84.28	0.17	14.30	0.13
80%	2	100	0.0	41.46	0.28
	3	90.39	0.12	26.24	0.19
	4	93.03	0.10	22.71	0.11

Table 4: Coverage results for the BFS dataset. Cf. Fig. 11.

the Bindings DB, (2) distribution of users' data to other authorized users, and (3) retrieval of basic social graph information (via the OSN Communicator Module), which is needed for enforcing the appropriate data distribution policy. The OSN Communicator Module is a plugin-based service responsible for querying OSNs for social graph information. Its plugin-based structure allows us to easily add support for new OSNs. The Bindings DB stores data uploaded by users and information on how to distribute them among social contacts.

The components interact with each other using a number of different interfaces: *Server-OSN Query*, *Bindings Protocol*, *App Event*, *App-DB Updates* and *App-OSN Query* (cf. Fig 12). The *Server-OSN Query* interface is used by the Common Apps Server to retrieve social graph information from the OSN. The *Bindings Protocol* interface specifies communication between the Common Apps Server and the Bindings DB. These two interfaces provide basic data distribution functionality to all applications. The other three interfaces are used only by applications that need to perform specific modifications on distributed data on the server side.

Each application that requires logic on the server side has to be registered in the Common Apps Server via a unique communication URI. This URI is used by the App Event callback interface to notify the application about incoming application-specific events (e.g., an upload of new data items). In addition, this interface may be used to modify data read from the Bindings DB before returning them via the Common Apps Server to the user (e.g., generation of higher order capabilities). The server application itself has access to the two remaining interfaces. It uses the App-DB Updates to modify data stored in the Bindings DB or to create new data items. The App-OSN Query interface is used when the application needs to obtain social graph information from the OSN.

**Social Pal server implementation.** The Social Pal server application is notified via the App Event callback interface about new capabilities uploaded by users. It uses the App-DB Updates interface to create any required ersatz profiles and properly update the recipient sets of capabilities during the active social graph build-

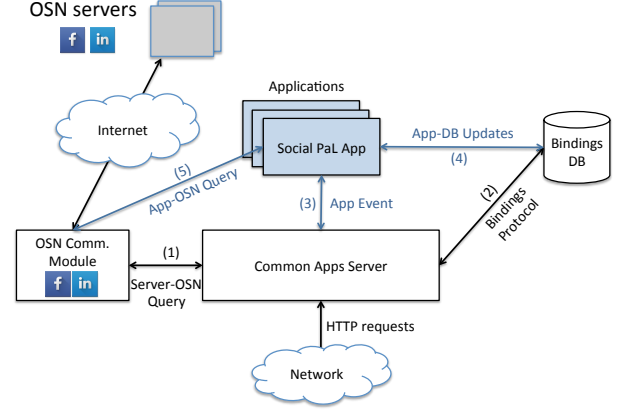


Figure 12: Single instance of Social Pal server architecture. Common Apps Server component are marked in black, while application specific elements are marked in blue.

ing process. Finally, the Social Pal application also uses the App Event interface to handle capability download requests. The Common Apps Server, instead of immediately returning data it has read from the Bindings DB, passes them to the Social Pal application that generates any missing higher order capabilities. Afterwards, the Social Pal application returns the complete set of capabilities back to the Common Apps Server, which then completes the request handling. Note that our implementation of the OSN Communicator Module supports interactions with both LinkedIn and Facebook.

**Implementation details.** Our core Social Pal server is written in PHP. We support capabilities of 0<sup>th</sup> and 1<sup>st</sup> order, allowing to discover social paths between users that are up to 4 hops from one another. Based on relevant prior work [6, 33, 44], a 4-hop distance is enough for most practical use cases. As the Bindings DB needs to store the capabilities of users and information about how to share those, the necessary amount of persistent storage will substantially grow if Social Pal becomes widely used. Thus, to limit the data storage overhead, Social Pal server does not store any higher order capabilities in the Bindings DB, but generates them when requested by the requesting client. Tests on our server show that generating higher order capabilities has a negligible impact on the Social Pal *capability distribution protocol* performance (i.e., the server generates 1 million higher order capabilities in about 500ms using the hardware described in Section 6.2). Finally, in order to implement the LinkedIn OAuth module for the OSN Communicator Module, we use the OAuth Pecl extension for PHP<sup>3</sup>, while, for the Bindings DB, PostgreSQL database server.<sup>4</sup>

**System scaling.** Since Social Pal may generate a large number of server requests if used by a large number of users, we can take following steps to ensure that the system can scale. Our proposed scaling architecture is illustrated in Figure 13: it includes a powerful HTTP front-end server (such as Nginx<sup>5</sup>) acting as load balancer, which terminates incoming secure HTTPS connections and forwards server requests upstream to  $n$  instances of Social Pal servers acting as request handlers. Each Social Pal server instance will run the *HipHop Virtual Machine* (HHVM)<sup>6</sup> daemon

<sup>3</sup><http://pecl.php.net/package/oauth>

<sup>4</sup><http://www.postgresql.org/>

<sup>5</sup><http://nginx.org/>

<sup>6</sup><https://github.com/facebook/hhvm>

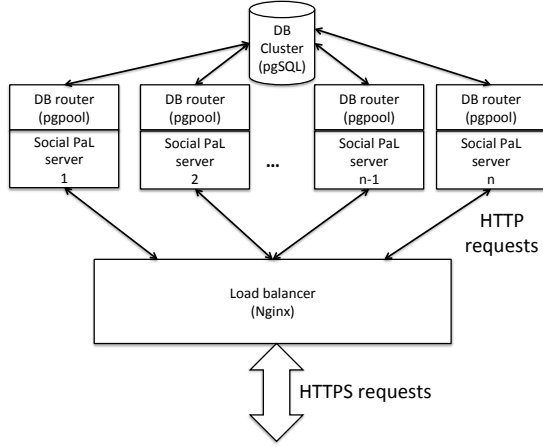


Figure 13: Scalable Social Pal server architecture.

that handles HTTP requests. HHVM usage can massively improve server performance, as it uses just-in-time compilation to take advantage of the native code execution instead of the interpreted one [41].

Each instance of Social Pal server runs, locally, a database query router (pgpool<sup>7</sup>) providing access to the actual database cluster including multiple PostgreSQL servers. The query router enhances the overall database access performance by: (1) keeping open connections to the database cluster, (2) load balancing the stored data among multiple instances of the database servers, and (3) temporarily queuing requests for database access in case of cluster overload. Note that there are no cross-dependencies between the Social Pal server instances for the database read access, thus, no complex control mechanism is needed to support this parallelism.

**Server code.** The source code of the server implementation is available from: <https://github.com/SecureS-Aalto/SoPaL>.

## 6.2 Server Performance Evaluation

**Performance testbed.** We evaluated our server implementation in a testbed consisting of two machines: the first played the role of a single Social Pal server instance (cf. Figure 13), while the second simulated a group of client devices. The server ran on a 4-core machine with a 2.93GHz CPU on each core and 128GB of RAM. It hosted Nginx (version 1.1.19), PostgreSQL server (version 9.1), and php5-fpm<sup>8</sup> for the PHP 5.6 engine. To improve the overall server performance, we adjusted the default settings for Nginx, PostgreSQL and php5-fpm (see Table 5). The interprocess communication was implemented via UNIX domain sockets. The machine running the clients had 8 CPU cores with 2.93GHz CPU clock rate on each core and 64GB of available RAM.

To eliminate the unpredictability of network latency, we modified the server implementation by replacing the OSN Communicator Module with the local service that provided social graph information based on the MHRW dataset. We populated the Bindings DB with capabilities generated for the 120,000 *sampled users* from the MHRW dataset. The capabilities of *sampled users* together with capabilities generated for ersatz profiles constituted about 10 million data items that were stored in the Bindings DB. Finally, to minimize impact of the client-server transmission delay, we kept the server and client machines in the same network and connected them using a 1 Gbit/s Ethernet link via single switch.

<sup>7</sup><http://www.pgpool.net/>

<sup>8</sup><http://php-fpm.org/>

System parameter	Value
<i>Nginx</i>	
worker_processes	4
worker_connections	2048
client_body_timeout	12
client_header_timeout	12
send_timeout	10
<i>PostgreSQL</i>	
max_connections	400
shared_buffers	4GB
temp_buffers	16MB
work_mem	5MB
seq_scan	off
<i>Network stack</i>	
net.ipv4.tcp_window_scaling	1
net.core.rmem_max	16777216
net.core.wmem_max	16777216
net.ipv4.tcp_rmem	4096 87380 16777216
net.ipv4.tcp_wmem	4096 16384 16777216

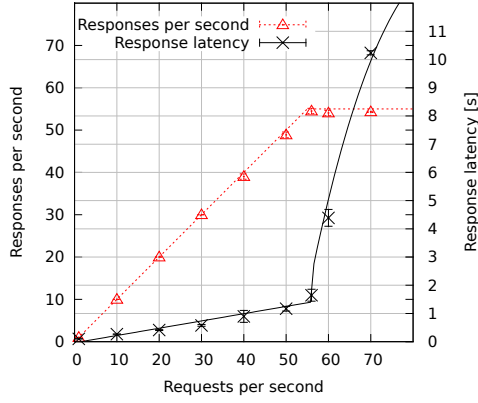
Table 5: Details of server implementation settings.

**Experiments.** We evaluated server performance by sending bursts of  $n$  requests per second, for  $n \in \{1, 10, 20, 30, 40, 50, 60, 70\}$ , from the client machine to fetch capabilities from the server (i.e., download of  $R_U$  and  $R_V^d$  in Figure 6) for 60 seconds. Fetching capabilities involves many read operations on the Bindings DB, thus yielding the highest load on the server among all operations of the Social Pal capability distribution protocol. In each experiment, which we repeated ten times, we measured the number of received responses per second together with the latency of each response on the client machine, and CPU usage together with memory consumption on the server machine.

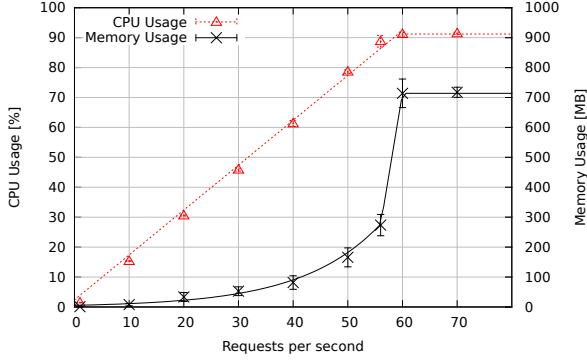
**Results.** Figure 14 illustrates the results of our experiments. We observe that 56 requests per second yields a saturation point for the server. Below 56 requests/second, the number of responses per second and the response latency grow linearly. Whereas, as depicted in Figure 14a, above 56, we observe an exponential growth of the response latency and the constant number of received responses per second. Figure 14b also shows that CPU usage reaches more than 90% above 56 requests/second. Peak memory consumption is about 700MB, which also shoots up significantly when the number of requests crosses the saturation point.

The 56 requests/second saturation point shows that the performance of our server implementation is in line with that emerging from studies of systems equipped with similar hardware [41, 42]. We also looked at the server performance when only handling 1 request per second and observed that the average response latency is about 50ms, and the average Bindings DB interaction time is around 5ms. Since client-server network latency is negligible, the vast majority of request handling takes place in the PHP interpreter, which highlights that PHP is the server’s bottleneck. Therefore, in order to improve the server performance, php5-fpm should be replaced with HHVM, which is reported to be significantly more performant [41, 42]. Further gains could also be obtained by migrating the PostgreSQL server to a separate machine connected over a fast link (cf. Fig. 13). We leave these as part of future work.

Assuming that the server handles 56 requests per second, a total of 4.84 million requests can be processed daily by a single instance of Social Pal server with comparable hardware capabilities. Assuming that each user executes the Social Pal capability distribution protocol around 4 times a day, about 1.21 million Social Pal users can be handled by one Social Pal server instance. Since user requests are independent of each other, and because the scalable architecture of the Social Pal server allows adding further instances easily (as described in Section 6.1), the total capacity of



(a) Responses per second and response latency vs # requests per second.



(b) CPU usage and memory consumption vs # requests per second.

Figure 14: Social Pal server performance.

Social Pal system amounts to the cumulative number of users that can be handled across all Social Pal server instances. Finally in order to avoid making PostgreSQL become the bottleneck of the system (which may be caused if many Social Pal server instances are added), the Bindings DB should be turned into a database cluster with data sharing and replication enabled. This guarantees that the data kept in the Bindings DB is synchronized and accessible with high enough availability.

### 6.3 Client Implementation

**Client architecture.** The client-side architecture of Social Pal is depicted in Figure 15. It consists of the *Common Apps Client*, the set of OSN plugins, and the *Social Pal Client*. The first two components are responsible for the communication with the Social Pal server, while the last one provides the interface for the applications. Together, these components form a mobile platform library that can be easily imported by developers into their applications. To facilitate support for multiple OSNs, similar to our server design, we have decoupled OSN-specific functionality from the Common Apps Client and made it a plugin-based solution.

We have considered two possible design choices for the client architecture: (1) designing it as a standalone service with applications connecting to it, using available inter-process communication mechanisms, or (2) as a service integrated into the application. We choose the latter as it supports application-private storage for capabilities (i.e., capabilities contained inside the application-private storage cannot be accessed by other applications) and enables each application to have its own Social Pal server. This choice pro-

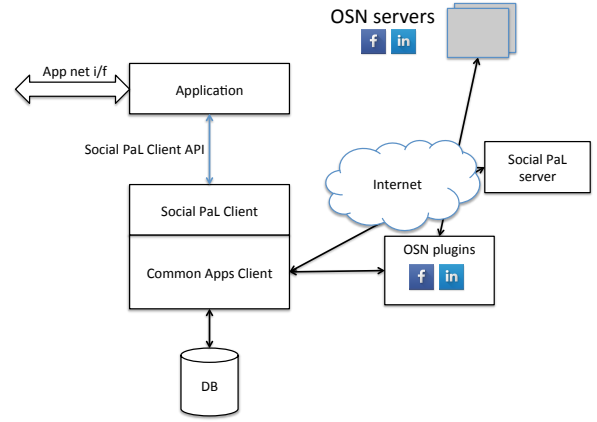


Figure 15: Social Pal client architecture.

vides additional protection against capability leakage to a malicious application and removes the requirement to deploy global Social Pal server. On the other hand, if multiple instances of Social Pal application runs on the same device, we would incur increased network traffic and require more storage space in comparison to the standalone service approach. We argue that this tradeoff is acceptable, as the Social Pal capability distribution protocol is usually run no more than a few times a day. Also, the amount of data to store is likely to be limited in the order of tens of megabytes, which is justifiable given the clear usability and deployability advantages.

**Implementation details and performance.** We have implemented the client library on Android, operating as an Android lightweight service. The core operation of the client functionality only involves the Social Pal discovery protocol: since this does not add any more expensive cryptographic operations than those in Common Friends, we refer to the performance evaluation presented in [36], which attests to the limited computation and communication overheads as well as battery consumption (Section 5 in [36]).

**Social Pal Client API.** The Social Pal application interface is used by applications to run the Social Pal discovery protocol. It has been designed to be readily usable by application developers that are not cryptography experts, but are nonetheless interested in implementing privacy-preserving discovery of social paths. This allows developers to delegate the responsibility of this process to the Social Pal Client, and requires them to integrate only four basic methods into the application code, which we present below.

Applications running the Social Pal discovery protocol act as Social Pal message forwarders between the two Social Pal Client instances. The application starting the Social Pal discovery session calls the `startSoPaSession` method. This returns an opaque Social Pal object, which is forwarded to the remote party. From this point onward, both parties invoke `handleSoPalMessage` for every message received. This method processes the received message, and if needed, creates a response. It also returns a flag indicating if the protocol execution is completed. If so, the application uses the `getResult` method to get the social path length it has to a remote party. Finally, the application must call `endSoPaSession` to let the Social Pal Client release all resources from the session.

Besides these four basic methods, the Social Pal Client also provides three advanced methods: (1) `rejectSoPaSession` creates a Social Pal message that can be sent by the application to the remote party if it does not want to run the discovery protocol; (2) `updateCapabilities` and (3) `renewCapability` can be

Name	Input	Output	Description
<i>Basic methods</i>			
startSoPaLSession	deviceID	SoPaL object	Initiates Social Pal discovery session
handleSoPaLMessage	SoPaL object	(SoPaL object, true/false)	Processes received message and creates response to it
getResult	deviceID	value	Returns final result of Social Pal discovery protocol
endSoPaLSession	deviceID	true/false	Releases resources with given Social Pal discovery session
<i>Advanced methods</i>			
rejectSoPaLSession	-	object	Returns a generic message notifying the remote party that it doesn't want to run Social Pal
updateCapabilities	-	Asynchronous	Fetches most recent capabilities from the server
renewCapability	-	Asynchronous	Generates a new capability and uploads it to the server

**Table 6:** Summary of methods available in the Social Pal Client.

used by the application to force fetching the most recent capabilities from the server, and to generate and upload a new capability to the server, respectively. Table 6 summarizes all the methods available in Social Pal Client.

## 7. SAMPLE APPLICATIONS

As discussed in Section 1, Social Pal is appealing in a number of real-world scenarios where trust and access control decisions need to be made based on social relationships. To illustrate its relevance and practicality, we have integrated Social Pal into two Android apps, now available from the Google Play store, called *SpotShare* and *nearbyPeople*.

*SpotShare* is built as an extension of *TetheringApp*, an app first mentioned in [36] that allows to provide tethering services to other users (while relying on cellular data connectivity) or automatically connect to secured access points created by others. Admission to the access point is protected by a password automatically sent to nearby users with whom the user has some common friends on Facebook. Discovery of common friends, in a privacy-preserving way, was initially conducted using *Common Friends* [36], thus incurring the bootstrapping limitation discussed in Section 3.1.

We enhance the app by relying on Social Pal instead of *Common Friends*. Besides supporting both Facebook and LinkedIn, we also guarantee that *SpotShare* achieves 100% coverage even when only a small fraction of the users have joined the system (i.e., it does not suffer from the bootstrapping problem). Note that we do not enable discovery of social paths beyond two hops, as we assume that most users would not want to allow people with whom they have no common friends to tether off their connection. (Obviously, removing this constraint would be trivial). The app is available from the project website (<http://se-sy.org/projects/pet/spotshare.html>) and on Google Play.<sup>9</sup> In Figure 16a, we present two screenshots of the app.

*nearbyPeople* is a novel “friend radar” app, that allows users to interact with people around them without endangering their privacy. We use the SCAMPI opportunistic router [25] for basic device-to-device communication and ensure that user profiles can be built based on Facebook and LinkedIn accounts. By relying on Social Pal, we provide strong privacy guarantees as users can discover common friends shared with users of nearby devices, as well as social path lengths, without having to broadcast their social profiles.

Note that a preliminary version of the app was successfully tested at the ACM CCS Workshop on Smart Energy Grid Security Workshop. *nearbyPeople* is available from <https://se-sy.org/projects/pet/nearbypeople.html>. In Figure 16b, we also show two screenshots.

<sup>9</sup><https://play.google.com/store/apps/details?id=org.sesy.tetheringapp>

## 8. RELATED WORK

Motivated by the increasing penetration of OSNs, the research community has worked on several projects aiming to build new services and applications on top of existing social relationships. For instance, Cici et al. [8] use OSN data to assess the potential of ride-sharing services, showing that such services would be very successful if users shared rides with friends of their friends. Also, Sirivianos et al. [40] propose a trust-aware collaborative spam mitigation system that leverages the social networks of administrators, while work in [37] and [39] use OSN data to verify the veracity of online assertions.

Research has also applied social metrics to routing in DTN networks. Daly et al. [10] present a routing protocol (called *SimBet*) for DTN networks based on social network data. Their protocol attempts to identify a routing bridge node based on the concept of centrality and transitivity of social networks. Li et al. [29] design another DTN routing protocol (called *Social Selfishness Aware Routing*) which takes into account user’s social selfishness and willingness to forward data only to nodes with sufficiently strong social ties. Other work [23, 48, 49] also propose adjusting message forwarding based on some social metrics.

Another line of work has studied properties of OSNs. Ugander et al. [44] and Backstrom et al. [6] discuss the structure of Facebook social graph, revealing that the average social path length suggested by the “small world experiment” [33] (i.e., six) does not apply for Facebook, as the majority of people are separated by a 4-hop path. Gilbert et al. [15, 16] define the relationship between tie strengths (i.e., the importance of a social relationship between two users) and various variables retrieved from the OSN social graph. In [5], Arnaboldi et al. investigate the link between the tie strength definition (given by Granovetter [20]) and a composition of factors describing the emotional closeness in online relationships. Authors also demonstrated the existence of the *Dunbar number* (i.e., the maximum number of people a user can actively interact with) for Facebook. In follow-up work [3, 4], they also show the existence of four hierarchical layers of social relationships inside ego networks. Existence of the Dunbar number is also shown for Twitter in [19]. Finally, Saramäki et al. [38] find an uneven distribution of tie strengths within ego networks that is characterized by the presence of a few strong and a majority of weak ties.

Researchers have also worked at the intersection of mobile communications, security, and privacy. For instance, *Smokescreen* [9], *SMILE* [31], and *PIKE* [2] support secure/private device-to-device handshake and proximity-based communication. *SDDR* [26] allows a device to establish a *secure encounter* – i.e., a secret key – with every device in short radio range, and can be used to recognize previously encountered users, while providing strong unlinkability guarantees. Moreover, the *EnCore* platform [1] builds on *SDDR* to provide privacy-preserving interaction between nearby devices, as well as event-based communication for mobile social applications,



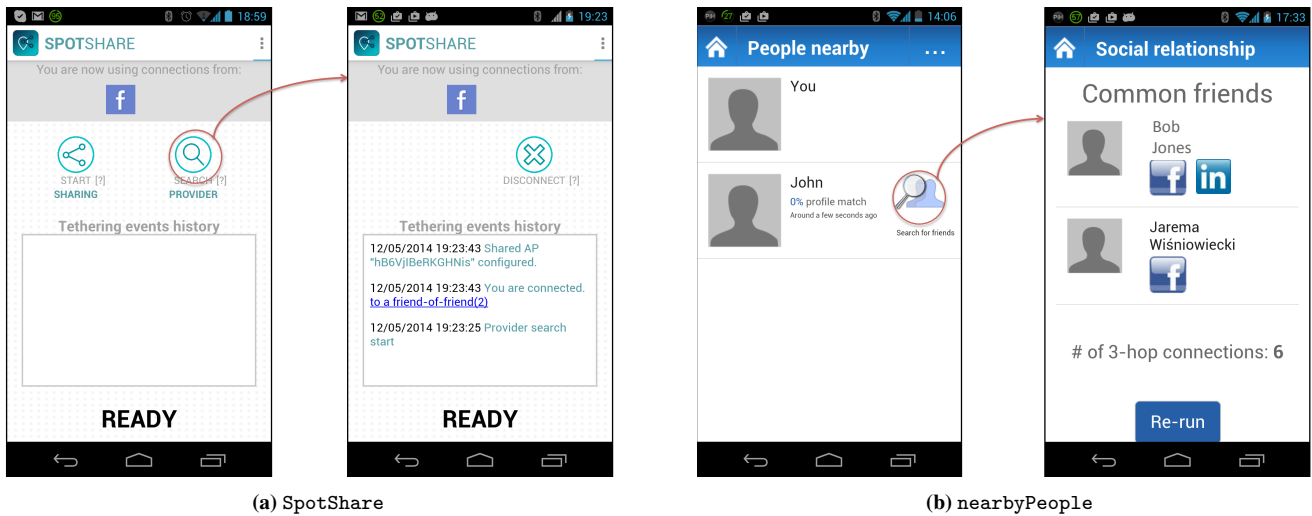


Figure 16: Screenshots of the SpotShare and nearbyPeople apps.

e.g., Foursquare, FireChat, Highlight, etc.

Finally, some prior work has focused on privacy-preserving computation on social networking relationships. This includes Common Friends [36] (reviewed in Section 2.2), which, unlike Social Pal, suffers from an inherent bootstrapping problem and is limited to the discovery of social paths to OSN users that are two hops away. Our work does not only address Common Friends’s limitations but also presents the full-blown implementation of a scalable server architecture and a modular Android client library enabling developers to easily integrate Social Pal into their applications. Also, Liao et al. [30] present a privacy-preserving social matching protocol based on property-preserving encryption (PPE), which however relies on a centralized approach. Li et al. [28] then propose a set of protocols for privacy-preserving matching of attribute sets of different OSN users. Similar work include [13], [47], and [46]. Private friend discovery has also been investigated in [22] and [45], which do not provide authenticity as they are vulnerable to malicious users claiming non-existent friendships. De Cristofaro et al. [12] address the authenticity problem, however, at the cost of relying on relatively expensive cryptographic techniques (specifically, a number of modular exponentiations linear in the size of friend lists and a quadratic number of modular multiplications).

## 9. CONCLUSION

This paper presented Social Pal – the first system geared for privately and ubiquitously estimating the social path length between two social network users. We demonstrated its effectiveness both analytically and empirically, showing that, for any two OSN users, Social Pal discovers all social paths of length two and a significant portion of longer paths. Using different samples of the Facebook graph, we showed that even when only 20% of the OSN users use the system, we discover more than 40% of all paths between any two users, and 70% with 40% of users.

We implemented a scalable server-side architecture and a modular client library bringing Social Pal to the real world, supporting Facebook and LinkedIn integration and allowing developers to easily incorporate it in their applications. Finally, we presented two Android apps that exemplify some interesting application scenarios where, by relying on the (privacy-preserving) estimation of social path length, users can make informed trust and access control decisions.

In future work, we plan to augment Social Pal with information about the *tie strength* [3, 4, 16, 15] between two users, and present a usability study of some sample applications built on top of the system.

**Acknowledgments.** The authors wish to thank Minas Gjoka and Michael Sirivianos for sharing the Facebook datasets used in our experiments, Swapnil Udar for helping with the implementation of SpotShare, and Jussi Kangasharju, Pasi Sarolahti, and Cecilia Mascolo for providing feedback on an early version of the paper. This work was partially supported by the Academy of Finland’s “Contextual Security” project (274951), the EC FP7 PRECIOUS project (under grant agreement 611366), and the EIT ICT Labs.

## 10. REFERENCES

- [1] P. Aditya, V. Erdelyi, M. Lentz, E. Shi, B. Bhattacharjee, and P. Druschel. EnCore: Private, Context-based Communication for Mobile Social Apps. In *MobiSys*, 2014.
- [2] W. Apolinarski, M. Handte, M. U. Iqbal, and P. J. Marrón. PIKE: Enabling secure interaction with piggybacked key-exchange. In *PERCOM*, 2013.
- [3] V. Arnaboldi, M. Conti, A. Passarella, and F. Pezzoni. Analysis of Ego Network Structure in Online Social Networks. In *PASSAT*, 2012.
- [4] V. Arnaboldi, M. Conti, A. Passarella, and F. Pezzoni. Ego networks in Twitter: An experimental analysis. In *INFOCOM*, 2013.
- [5] V. Arnaboldi, A. Guazzini, and A. Passarella. Egocentric Online Social Networks: Analysis of Key Features and Prediction of Tie Strength in Facebook. *Elsevier Computer Communications*, 36(10), 2013.
- [6] L. Backstrom, P. Boldi, M. Rosa, J. Ugander, and S. Vigna. Four Degrees of Separation. *CoRR*, abs/1111.4570, 2011.
- [7] B. H. Bloom. Space/time trade-offs in hash coding with allowable errors. *Communications of the ACM*, 13(7), 1970.
- [8] B. Cici, A. Markopoulou, E. Frias-Martinez, and N. Laoutaris. Assessing the Potential of Ride-sharing Using Mobile and Social Data: A Tale of Four Cities. In *UbiComp*, 2014.
- [9] L. P. Cox, A. Dalton, and V. Marupadi. Smokescreen: Flexible privacy controls for presence-sharing. In *MobiSys*,

- 2007.
- [10] E. M. Daly and M. Haahr. Social Network Analysis for Routing in Disconnected Delay-tolerant MANETs. In *MobiHoc*, 2007.
  - [11] E. De Cristofaro, P. Gasti, and G. Tsudik. Fast and Private Computation of Cardinality of Set Intersection and Union. In *CANS*, 2012.
  - [12] E. De Cristofaro, M. Manulis, and B. Poettering. Private Discovery of Common Social Contacts. In *ACNS*, 2011.
  - [13] W. Dong, V. Dave, L. Qiu, and Y. Zhang. Secure friend discovery in mobile social networks. In *INFOCOM*, 2011.
  - [14] M. J. Freedman, K. Nissim, and B. Pinkas. Efficient Private Matching and Set Intersection. In *EUROCRYPT*, 2004.
  - [15] E. Gilbert. Predicting Tie Strength in a New Medium. In *CSCW*, 2012.
  - [16] E. Gilbert and K. Karahalios. Predicting Tie Strength with Social Media. In *CHI*, 2009.
  - [17] M. Gjoka, M. Kuran, C. T. Butts, and A. Markopoulou. Walking in Facebook: A Case Study of Unbiased Sampling of OSNs. In *INFOCOM*, 2010.
  - [18] M. Gjoka, M. Kuran, C. T. Butts, and A. Markopoulou. Practical Recommendations on Crawling Online Social Networks. *IEEE JSAC on Measurement of Internet Topologies*, 2011.
  - [19] B. Gonçalves, N. Perra, and A. Vespignani. Modeling users' activity on twitter networks: Validation of Dunbar's number. *PloS One*, 6(8), 2011.
  - [20] M. Granovetter. The Strength of Weak Ties. *The American Journal of Sociology*, 78(6):1360–1380, 1973.
  - [21] D. Hardt. The OAuth 2.0 authorization framework. RFC 6749, RFC Editor, 2012.
  - [22] Y. Huang, E. Chapman, and D. Evans. Privacy-preserving applications on smartphones. In *HotSec*, 2011.
  - [23] P. Hui, J. Crowcroft, and E. Yoneki. Bubble Rap: Social-based Forwarding in Delay Tolerant Networks. In *MobiHoc*, 2008.
  - [24] A. Johnson, P. Syverson, R. Dingledine, and N. Mathewson. Trust-based anonymous communication: Adversary models and routing algorithms. In *CCS*, 2011.
  - [25] T. Kärkkäinen, M. Pitkänen, P. Houghton, and J. Ott. SCAMPI Application Platform. In *CHANTS*, 2012.
  - [26] M. Lentz, V. Erdélyi, P. Aditya, E. Shi, P. Druschel, and B. Bhattacharjee. SDDR: Light-Weight, Secure Mobile Encounters. In *USENIX Security Symposium*, 2014.
  - [27] J. Leskovec and C. Faloutsos. Sampling from Large Graphs. In *KDSS*, 2006.
  - [28] M. Li, N. Cao, S. Yu, and W. Lou. FindU: Privacy-preserving personal profile matching in mobile social networks. In *INFOCOM*, 2011.
  - [29] Q. Li, S. Zhu, and G. Cao. Routing in Socially Selfish Delay Tolerant Networks. In *INFOCOM*, 2010.
  - [30] X. Liao, S. Ulugac, and R. A. Beyah. S-MATCH: Verifiable Privacy-preserving Profile Matching for Mobile Social Services. In *DSN*, June 2014.
  - [31] J. Manweiler, R. Scudellari, and L. P. Cox. SMILE: Encounter-based trust for mobile social services. In *CCS*, 2009.
  - [32] M. Miettinen, S. Heuser, W. Kronz, A.-R. Sadeghi, and N. Asokan. ConXsense: Automated Context Classification for Context-aware Access Control. In *ASIACCS*, 2014.
  - [33] S. Milgram. The small world problem. *Psychology Today*, 67(1):61–67, 1967.
  - [34] P. Mittal, M. Wright, and N. Borisov. Pisces: Anonymous Communication Using Social Networks. In *NDSS*, 2013.
  - [35] M. Nagy, N. Asokan, and J. Ott. PeerShare: A System Secure Distribution of Sensitive Data Among Social Contacts. In *NordSec*, 2013.
  - [36] M. Nagy, E. D. Cristofaro, A. Dmitrienko, N. Asokan, and A. Sadeghi. Do I know you? Efficient and Privacy-preserving Common Friend-Finder Protocols and Applications. In *ACSAC*, 2013.
  - [37] G. Norcie, E. De Cristofaro, and V. Bellotti. Bootstrapping Trust in Online Dating: Social Verification of Online Dating Profiles. In *USEC*, 2013.
  - [38] J. Saramäki, E. Leicht, E. López, S. G. Roberts, F. Reed-Tsochas, and R. I. Dunbar. Persistence of social signatures in human communication. *Proceedings of the National Academy of Sciences*, 111(3):942–947, 2014.
  - [39] M. Sirivianos, K. Kim, J. W. Gan, and X. Yang. Assessing the veracity of identity assertions via OSNs. In *COMSNETS*, 2012.
  - [40] M. Sirivianos, K. Kim, and X. Yang. SocialFilter: Introducing Social Trust to Collaborative Spam Mitigation. In *CollSec*, 2010.
  - [41] C. Stocker. HHVM with Symfony 2 looks amazing. <http://blog.liip.ch/archive/2013/10/29/hhvm-and-symfony2.html>.
  - [42] A. Tagliapietra. Symfony benchmark using HHVM. <http://www.alexfu.it/2013/10/22/symfony-benchmark-on-hhvm.html>.
  - [43] A. S. Tanenbaum et al. Using Sparse Capabilities in a Distributed Operating System. In *ICDCS*, 1986.
  - [44] J. Ugander, B. Karrer, L. Backstrom, and C. Marlow. The Anatomy of the Facebook Social Graph. *CoRR*, abs/1111.4503, 2011.
  - [45] M. Von Arb, M. Bader, M. Kuhn, and R. Wattenhofer. VENETA: Serverless friend-of-friend detection in mobile social networking. In *WiMob*, 2008.
  - [46] L. Zhang and X.-Y. Li. Message in a Sealed Bottle: Privacy Preserving Friending in Social Networks. <http://arxiv.org/abs/1207.7199>, 2012.
  - [47] R. Zhang, Y. Zhang, J. Sun, and G. Yan. Fine-grained private matching for proximity-based mobile social networking. In *INFOCOM*, 2012.
  - [48] Y. Zhang, J. Zhao, and G. Cao. Roadcast: A Popularity Aware Content Sharing Scheme in VANETs. *SigMobile Mob. Comput. Commun. Rev.*, 13(4), Mar. 2010.
  - [49] J. Zhao and G. Cao. VADD: vehicle-assisted data delivery in vehicular ad hoc networks. In *INFOCOM*, 2006.