

The Leading Correction to the Thomas-Fermi Model at Finite Temperature

Eyal Segev^{1,*} and Doron Gazit^{1,†}

¹*Racah Institute of Physics, Hebrew University, 91904 Jerusalem, Israel*

(Dated: December 7, 2024)

The semi-classical approach leading to the Thomas-Fermi (TF) model provides a simple universal thermodynamic description of the electronic cloud surrounding the nucleus in an atom. This model is known to be exact at the limit of $Z \rightarrow \infty$, i.e., infinite nuclear charge, at finite density and temperature. Motivated by the zero-temperature case, we show in the current paper that the correction to TF due to quantum treatment of the strongly bound inner-most electrons, for which the semi-classical approximation breaks, scales as $Z^{-1/3}$, with respect to the TF solution. As such, it is more dominant than the quantum corrections to the kinetic energy, as well as exchange and correlation, which are known to be suppressed by $Z^{-2/3}$. We conjecture that this is the leading correction for this model. In addition, we present a different free energy functional for the TF model, and a successive functional that includes the strongly bound electrons correction. We use this corrected functional to derive a self-consistent potential and the electron density in the atom, and to calculate the corrected energy. At this stage, our model has a built-in validity limit, breaking as the L shell ionizes.

PACS numbers:

I. INTRODUCTION

The richness of chemistry originates in the many-body character of the atomic problem, shadowing the simplicity of the underlying coulomb potential, and adding complexity to the solution. In order to solve this problem, one resorts to different approximations of the many-body quantum problem. A different approach, whose foundations lie in Density Functional Theory (DFT), is to formulate the problem in terms of the mean electron density. This is particularly useful when studying thermodynamic properties of a gas of atoms, at finite temperature and density. This research field of Warm and Dense Matter (WDM) is of central importance in astrophysics where the interior of the Sun, as well as other main sequence stars, is composed of similar atomic plasma. In recent years, extreme thermodynamic conditions are achieved terrestrially using large scale experimental facilities, such as the Z-machine at Sandia National Laboratories, or the National Ignition Facility (NIF), where plasma can be produced at local thermodynamic equilibrium with temperatures of the order of 300 eV.

The first example of a density functional formulation of the atom has in fact been achieved long before the development of DFT in the Thomas-Fermi (TF) model [1, 2]. It is based on a semi-classical treatment of the electrons in the atom. Soon after its derivation the zero-temperature model has been corrected to include quantum gradient corrections to the kinetic energy and exchange effects [3, 4]. Scott, and following studies, have investigated the limits of the semi-classical approximation, by separating the strongly bound electrons from

the semi-classical integration [5]. The basic TF model, as well as the gradient and exchange corrections, were generalized to finite temperature and densities, combined with a spherical Wigner-Seitz cell approximation for the ions [6–10]. TF model is a very crude and basic approximation for the atom, but its foundations are basic principles of physics, and in fact it is exact at $Z \rightarrow \infty$ [11–14], with Z the number of protons in the nucleus of the atom. Moreover, all physical properties predicted by TF model have a simple scaling property with Z . TF model thus provides a universal description of all materials, differing only by a scaling factor.

The development of Khon-Sham DFT (KS-DFT) [15–17] has highlighted the advantages of the TF model. KS-DFT ensures that the ground state properties of a quantum many body system are dictated by its density. However, KS-DFT does not hint towards the structure of the density functional that governs the system properties. As a result, TF model is commonly used as the limit for phenomenological DFT models of heavy atoms [18], as TF depends merely on densities by construction. Moreover, Generalized Gradient Approximation (GGA) for the kinetic energy and an accurate exchange-correlation term, have been derived as corrections of the finite temperature TF model using Orbital Free DFT (OFDFT) [19, 20]. A different approach to the corrections to TF model was taken by Schwinger and Englert [21–23]. Studying a TF description of an isolated atom, i.e., a zero temperature model, they systematically ordered the corrections to the leading TF model by their Z dependence. They demonstrated that Scott's correction, i.e., a quantum treatment of the strongly bound electrons, is the leading correction to TF model, suppressed by $Z^{-1/3}$. Other corrections, such as quantum and exchange, are of lower order, suppressed by $Z^{-2/3}$.

In the current paper we develop a generalization of Scott's correction to the finite temperature and density

*Electronic address: segev.eyal@gmail.com

†Electronic address: doron.gazit@mail.huji.ac.il

TF model. We show that it is more dominant than the known quantum and exchange-correlation corrections, and thus conjecture that it is the leading correction at these thermodynamic conditions. As such, our study is the initial step to establish a systematic order of density functionals, whose different predictions represent the uncertainty in predictions.

II. FINITE TEMPERATURE THOMAS-FERMI

A. Orbital Free Density Functional Formalism

We start by considering the assumptions leading to the TF model for a neutral atom of charge Z at finite temperature T and chemical potential μ . The single electron Hamiltonian is

$$H = \frac{p^2}{2m} + (-e)V(\vec{r}). \quad (1)$$

Neglecting exchange and correlations contributions, the single particle internal energy is

$$U_1 = \text{Tr}(H n_{FD}(r, p)), \quad (2)$$

where the electronic density is the Fermi-Dirac distribution. The total entropy can be calculated combinatorially to be

$$S = -k_B \text{Tr}(n_{FD} \ln(n_{FD}) + (1 - n_{FD}) \ln(1 - n_{FD})), \quad (3)$$

where k_B is Boltzmann constant.

Summing all the single particle energies leads to double counting of the electrostatic energy between the electrons, thus we subtract it once, and write the free-energy functional as [24]

$$F = \text{Tr}((H - \mu)n_{FD}) - TS - \frac{1}{8\pi} \int d^3r \left(\vec{\nabla} \left(V(\vec{r}) - \frac{eZ}{r} \right) \right)^2 + \mu Z, \quad (4)$$

when a term for the entropy was also added. The TF main approximation is to evaluate the free energy functional by taking a semi-classical trace over the states, i.e., $\text{Tr} \rightarrow \frac{2}{(2\pi\hbar)^3} \int d^3r d^3p$. After p integration,

$$F_{TF} = \int d^3r \left(\frac{\sqrt{2}}{\pi^2 \hbar^3} \frac{m^{\frac{3}{2}}}{\beta^{\frac{5}{2}}} \left(-\frac{2}{3} I_{\frac{3}{2}}(\beta(eV(\vec{r}) + \mu)) \right) - \frac{1}{8\pi} \left(\vec{\nabla} \left(V(\vec{r}) - \frac{eZ}{r} \right) \right)^2 \right) + \mu Z, \quad (5)$$

here $\beta = (K_B T)^{-1}$, and $I_z(\eta)$ is the Fermi-Dirac integral [33].

The advantage of writing TF model in terms in this novel way is that a variation of this functional leads to

two self consistent relations. A variation with respect to μ leads to the number constraint,

$$Z = \int d^3r n(\vec{r}), \quad (6)$$

with

$$n(\vec{r}) = \frac{\sqrt{2}}{\pi^2 \hbar^3} \frac{m^{\frac{3}{2}}}{\beta^{\frac{3}{2}}} I_{\frac{1}{2}}(\beta(eV(\vec{r}) + \mu)). \quad (7)$$

Variation with respect to the potential leads to Poisson equation

$$\nabla^2 \left(V(\vec{r}) - \frac{eZ}{r} \right) = 4\pi e n(\vec{r}). \quad (8)$$

These two equations are solved using the average atom assumptions in finite temperature, i.e, a spherical Wigner-Seitz cell, $V(r_0) = 0$ and $\frac{dV(r)}{dr}|_{r=r_0} = 0$, with a point nucleus at its center that gives the boundary condition $rV(r)|_{r=0} = eZ$. The cell size is determined by

$$r_0 = \left(\frac{3}{4\pi} \frac{A}{\rho N_A} \right)^{\frac{1}{3}}, \quad (9)$$

where N_A is the Avogadro number A is the atomic mass and ρ is the matter density.

B. Scaling

We turn attention to a new way to extract the scaling of the TF energy in Z . In this subsection we use Hartree atomic units. We define

$$F_{TF} = F^{(1)} + F^{(2)} + \mu N, \quad (10)$$

where

$$F^{(1)} = - \int d^3r \frac{2\sqrt{2}}{3\pi^2 \beta^{\frac{5}{2}}} I_{\frac{3}{2}}(\beta(V(\vec{r}) + \mu)), \quad (11)$$

and

$$F^{(2)} = -\frac{1}{8\pi} \int d^3r \left(\nabla \left(V(\vec{r}) - \frac{Z}{r} \right) \right)^2. \quad (12)$$

We rescale: $r \rightarrow \lambda^{-1}r$, $V(r) \rightarrow \lambda^\alpha V(\lambda r)$, $\beta \rightarrow \lambda^{-\alpha}\beta$, $r_0 \rightarrow r_0 \lambda^{-1}$. In order to comply with the boundary condition at $r = 0$, which yields $rV(r)|_{r=0} = eZ$, we must have $Z = \lambda^{\alpha-1}Z$. In addition, we rescale μ in the following manner $\mu \rightarrow \lambda^\alpha \mu$ for later convenience. For the neutral atom case, $N = Z$, we have

$$F_{TF}^\lambda = \left(\lambda^{\frac{5}{2}\alpha-3} F^{(1)} + \lambda^{2\alpha-1} F^{(2)} \right) + \lambda^{2\alpha-1} \mu Z, \quad (13)$$

First we can see that

$$\frac{dF^\lambda}{d\lambda} \Big|_{\lambda=1} =$$

$$\begin{aligned}
&= \frac{\partial F^\lambda}{\partial Z} \frac{d}{d\lambda} (\lambda^{\alpha-1} Z) |_{\lambda=1} + \frac{\partial F^\lambda}{\partial \beta} \frac{d}{d\lambda} (\lambda^{-\alpha} \beta) |_{\lambda=1} \\
&\quad + \frac{\partial F^\lambda}{\partial r_0} \frac{d}{d\lambda} (\lambda^{-1} r_0) |_{\lambda=1} \\
&= (\alpha-1)Z \frac{\partial F}{\partial Z} - \alpha\beta \frac{\partial F}{\partial \beta} - r_0 \frac{\partial F}{\partial r_0}.
\end{aligned} \tag{14}$$

This is a partial differential equation we need to solve in order to get $F_{TF} = F_{TF}(Z, \beta, r_0)$. If one chooses $\alpha = 4$, the RHS of Eq. (13) is homogeneous in λ^7 . Thus, Eq. (14) is simplified

$$7F = 3Z \frac{\partial F}{\partial Z} - 4\beta \frac{\partial F}{\partial \beta} - r_0 \frac{\partial F}{\partial r_0}. \tag{15}$$

Using characteristic method we get

$$F = Z^{\frac{7}{3}} f(\sigma, \tau). \tag{16}$$

where f is the universal function of the TF model and,

$$\sigma = \frac{1}{r_0 Z^{\frac{1}{3}}}, \tau = \frac{1}{Z^{\frac{4}{3}} \beta}. \tag{17}$$

When $\sigma \rightarrow 0$ and $\tau \rightarrow 0$, we recover that

$$f(\sigma, \tau) \rightarrow -0.768745, \tag{18}$$

which is the known zero temperature result.

In order to get this result we must have

$$V_{TF} = \tilde{V}(\tilde{r}, \sigma, \tau) Z^{\frac{4}{3}}, \tag{19}$$

when \tilde{V} is the scaled potential $r = \tilde{r} Z^{\frac{1}{3}}$. We also must have

$$\mu = c(\sigma, \tau) Z^{\frac{4}{3}}, \tag{20}$$

where c is the universal coefficient of the chemical potential. In order to expand V close to the nucleus, we define

$$\Phi\left(\frac{r}{r_0}\right) \equiv \frac{\beta}{r_0} r (eV(r) + \mu). \tag{21}$$

We expand Φ up to the first order as series around zero. In order to get a better expansion we need to turn to Baker's expansion due to the fact that $\Phi''(\frac{r}{r_0})$ is not continuous at $r = 0$ [25]. In the first order we have

$$V(r) \cong V_B(r) \equiv -\frac{eZ}{r} + B(\sigma, \tau) Z^{\frac{4}{3}}. \tag{22}$$

When $\sigma \rightarrow 0$ and $\tau \rightarrow 0$, we recover that

$$B(\sigma, \tau) \rightarrow 1.793. \tag{23}$$

III. THE STRONGLY BOUND ELECTRONS AT FINITE TEMPERATURE

A. Analytical Derivation

One of the shortcomings of the TF model are unphysical properties near the nucleus. This is a result of the fact that the semi-classical approximation breaks near the nucleus, as the electrons wavelength becomes comparable to the distance to the nucleus. This effectively imposes an ultraviolet cutoff μ_s on the semi-classical trace. However, such a cutoff neglects the energy of strongly bound electrons. At this level of approximation we neglect the temperature effects on the strongly bound electrons and the fluctuations in their population, i.e., their contribution to entropy vanishes.

We incorporate the strongly bound electrons perturbatively into the TF model by subtracting the semi-classical summation above the ultraviolet cutoff, and adding the quantum mechanical trace of the strongly bound electrons. We set-up a consistent perturbative calculation, thus calculating the trace for the strongly bound electrons using the leading order potential, i.e., the potential resulting from the TF model. As the inner electrons are strongest bound, we use Eq. (22) i.e., a coulomb potential, leading to hydrogen atom wave functions and energies, up to the constant $BZ^{\frac{4}{3}}$. This approximation is valid for a shell j with n_j electrons, if

$$-\frac{Z^2 m e^4}{2\hbar^2 n_j^2} + BZ^{\frac{4}{3}} \gg \langle eV(r) - eV_B(r) \rangle_{n_j}. \tag{24}$$

The deviation is at the percentage level for K-shell electrons, and about 10% for L-shell electrons. Finally,

$$\begin{aligned}
F_{TFS} = F_{TF} - F_{\mu_s} &+ \left\langle \frac{p^2}{2m} - \frac{e^2 Z}{r} \right\rangle_{n_s} \\
&+ \left\langle \frac{e^2 Z}{r} - eV(r) - \mu \right\rangle_{n_s},
\end{aligned} \tag{25}$$

we define n_s to be the quantum number of the highest energy level smaller than μ_s . In addition, we introduced F_{μ_s} , the semi-classical subtraction of the energy of particles whose energy is smaller than μ_s . We use n_{FD} the Fermi-Dirac distribution with chemical potential μ_s in order to select the electrons with energy less than μ_s .

μ_s is chosen in the gap between the K-shell and L-shell, aiming to use a quantum mechanical treatment for the K-shell, i.e., $\mu_1 < \mu_s < \mu_2$ (therefore $n_s = 1$), where

$$\mu_j = -\frac{Z^2 m e^4}{2\hbar^2 n_j^2} + \left\langle \frac{e^2 Z}{r} - eV(r) \right\rangle_{n_j}. \tag{26}$$

As a result,

$$F_{\mu_s} = \frac{1}{2} \sum_{j=1}^2 F_{\mu_j}. \tag{27}$$

Complying with the assumption that the strongly bound electrons fill complete shells, without fluctuations, dictates $\mu_1 < \mu_2 \ll \mu$.

Taking the trace in Eq. (25) we deduce the en-

ergy functional for TF model at finite temperature with the strongly bound electron correction, Thomas-Fermi-Scott(TFS),

$$\begin{aligned}
 F_{TFS} = & \int d^3r \left(\frac{\sqrt{2}}{\pi^2 \hbar^3} \frac{m^{\frac{3}{2}}}{\beta^{\frac{5}{2}}} \left(-\frac{2}{3} I_{\frac{3}{2}}(\beta(eV + \mu)) \right) - \frac{1}{8\pi} (\nabla(V(r) - \frac{eZ}{r}))^2 \right) + \mu Z \\
 & - \frac{1}{2} \sum_{j=1}^2 \int d^3r \left(\frac{m^{\frac{3}{2}} \sqrt{2}}{\pi^2 \hbar^3 \beta^{\frac{5}{2}}} \left(-\frac{2}{3} I_{\frac{3}{2}}(\beta(eV + \mu_j)) + \beta(\mu_j - \mu) I_{\frac{1}{2}}(\beta(eV + \mu_j)) \right) \right) \\
 & + \int d^3r \left(\frac{e^2 Z}{r} - eV(r) - \mu \right) \rho_s(r) - \frac{Z^2 m e^4}{\hbar^2},
 \end{aligned} \tag{28}$$

with $\rho_s(r) \equiv 2|\psi_1(r)|^2$, and $\psi_1(r)$ are Hydrogen-like ground state wave functions.

Similarly to the leading order, a variation of this functional with respect to μ and V leads to the number constraint and to Poisson equation. However, the electron density is now divided to the density of strongly bound electrons and the rest of the electrons,

$$n(r) = \tilde{n}(r) + n_{strong}(r), \tag{29}$$

with

$$n_{strong}(r) = \rho_s(r) + \frac{1}{2} \sum_{j=1}^2 Q_j |\psi_{n_j}(r)|^2, \tag{30}$$

when we define

$$Q_j = \frac{dF_{\mu_i}}{d\mu_i} \tag{31}$$

$$= \int d^3r \frac{m^{\frac{3}{2}} \sqrt{2}}{2\pi^2 \hbar^3 \beta^{\frac{5}{2}}} \left(\beta(\mu - \mu_j) I_{-\frac{1}{2}}(\beta(eV + \mu_j)) \right),$$

and

$$\begin{aligned}
 \tilde{n}(r) = & \frac{\sqrt{2}}{\pi^2 \hbar^3} \frac{m^{\frac{3}{2}}}{\beta^{\frac{3}{2}}} \left(I_{\frac{1}{2}}(\beta(eV + \mu)) - \right. \\
 & - \frac{1}{2} \sum_{j=1}^2 \left(\left(I_{\frac{1}{2}}(\beta(eV + \mu_j)) \right) + \right. \\
 & \left. \left. + \left(\frac{1}{2} \beta(\mu_j - \mu) I_{-\frac{1}{2}}(\beta(eV + \mu_j)) \right) \right) \right).
 \end{aligned} \tag{32}$$

This correction, due to the strongly bound electrons, clearly does not change the chemical potential, since the correction does not change the dependence of the functional upon the number of electrons.

A lengthy analytical derivation in Appendix A, using the characteristics method, leads to the scaling properties of the model (in Hartree atomic units),

$$F_{TFS} = f_{TF}(\sigma, \tau) Z^{\frac{7}{3}} + \frac{1}{2} Z^2 + O(Z^{\frac{4}{3}}), \tag{33}$$

predicting that the prefactor to Scott's Z^2 term is density and temperature independent.

B. Numerical Results

Our model is verified numerically in Fig. 1, where we demonstrate the scaling as derived from the free energy, and invariant of (scaled) temperature τ . Similar constant behavior is verified for the (scaled) density σ . This is due to the neglect of temperature and density affects on the K shell electrons. The scaling clearly shows that the generalized Scott's correction is suppressed by $Z^{-1/3}$, with respect to the bare TF result. Moreover, as $Z \rightarrow \infty$ grows, the coefficient goes to $\frac{1}{2}$ monotonically, validating our analytic derivation.

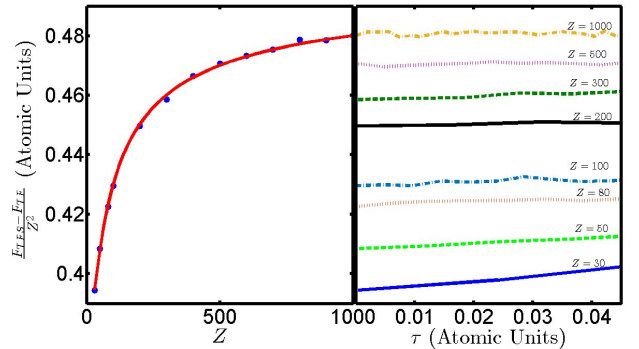


Figure 1: Left panel: Z dependence of the Scott coefficient. The blue curve is a fit to the analytical dependence of this coefficient as in Eq. (33), showing asymptotic approach to Scott's value of $\frac{1}{2}Z^2$. Right panel: Dependence of the energy on τ , for the TFS models scaled in Z . Accomplished for $Z = 30, 50, 80, 100, 200, 300, 500, 1000$ and $\rho = 1 \frac{\text{g}}{\text{cm}^3}$. Essentially no dependence is found. Similar independence is found as a function of σ .

The TFS correction affects the atomic potential, and as a result the electronic densities. In Fig. 2 and Fig. 3 we demonstrate this for Mercury ($Z=80$) at $\rho = 1 \frac{\text{g}}{\text{cm}^3}$. Changes in screening factor, Fig. 3, reach up to 1% near the nucleus, and diminish further from the nucleus, as expected. This reproduces the result for temperature zero in Ref. [23]. The electronic densities show the expected

Table I: Numerical value of the TFS model. Calculation for $Z = 80$, and $\rho = 1 \frac{g}{cm^3}$.

T	τ	μ_1	μ_2	Q_1	Q_2
1eV	0.0001	-2724	-443.8	0.867	5.126
10eV	0.001	-2727	-444.9	0.866	5.125
100eV	0.010	-2742	-459.8	0.866	5.111
500eV	0.053	-2813	-529.3	0.859	4.835
1000eV	0.106	-2886	-598.5	0.838	4.148

near nucleus shell structure, and are temperature dependent. In Table I we show some numerical results of the models' parameters. The low-temperature limit in Fig. 2 and Table I reproduces the results of Ref. [22].

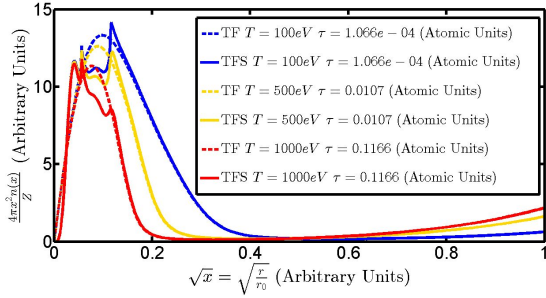


Figure 2: Dependence of the scaled radial electron density $\frac{4\pi x^2 n(x)}{Z}$ on $x = \sqrt{\frac{r}{r_0}}$ according to the TF and the TFS models. Shown are calculations for $Z = 80$, $\rho = 1 \frac{g}{cm^3}$ at $T = 1 \text{ eV}, 500 \text{ eV}, 1000 \text{ eV}$.

The model breaks when the condition $\mu_1 < \mu_2 \ll \mu$ is broken. This breaking indicates L-shell ionization, and thus a change in Q_2 . Indeed, in Fig. 4 we can see that, for Mercury at $\rho = 1 \frac{g}{cm^3}$, Q_2 is of the same order until it reaches its minimum at $T = 1250 \text{ eV}$. For higher temperatures it starts to increase rapidly adding a growing number of quantum mechanical electrons, while not subtracting enough semi-classical ones. For even higher temperatures μ_2 and Q_2 do not converge. For Mercury with $\rho = 1 \frac{g}{cm^3}$ it occurs at about $T = 1550 \text{ eV}$. Thus, Q_2 behavior can be used to probe the validity of the model.

IV. CONCLUSIONS

We have established a consistent method to estimate a $Z^{-1/3}$ correction to the TF energy at finite thermodynamic conditions, in a functional form. The model is valid as long as the L-shell is not ionized. We have found that the correction to the TF energy in our regime is

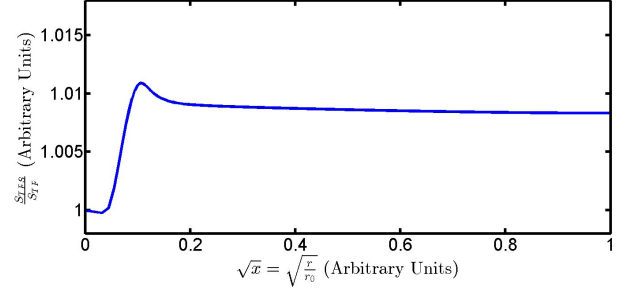


Figure 3: The difference between the screening functions of the TF and TFS models. Shown are calculations for Mercury $Z = 80$, $\rho = 1 \frac{g}{cm^3}$ and at $T = 1000 \text{ eV}$.

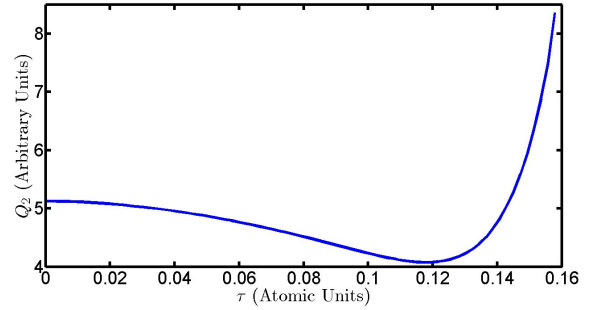


Figure 4: τ dependence of Q_2 . Shown are calculations for Mercury $Z = 80$, $\rho = 1 \frac{g}{cm^3}$ at $T = 1 - 1500 \text{ eV}$.

as in the cold model, namely $\frac{1}{2}Z^2$. The strongly bound electrons are not affected by the temperature in our model because in the temperature scope we are dealing the most inner electrons are not yet affected by the environment. Nonetheless, our model gives a finite temperature model that deals with the strongly bound electrons and gives a more accurate result than the zero-order finite temperature TF. The model presented here takes into account the electron screening potential when dealing with the strongly bound electrons. This accounts for the differences comparing to Ref. [26–29].

When comparing our model to KS-DFT we see that KS-DFT deals with the strongly bound electrons automatically. However, in KS-DFT deriving an order-by-order correction to a functional is hard. In addition, our OFDFT model can help build better functionals for KS-DFT using the physical knowledge acquired in our re-

search. Above all, our model is highly computation efficient with respect to KS-DFT.

These results lead us to conjecture that TFS correction is the leading correction for the TF model at finite temperature. In particular due to the fact that gradient and exchange-correlation corrections to the TF energy are of order $Z^{\frac{5}{3}}$ [30]. As such, it is essential to include TFS correction as a starting point when studying these further corrections, as well as relativistic corrections. Such successive construction of functionals will allow to better estimate theoretical uncertainties and will be used to derive equations of state and compute opacity in WDM in a low computational effort. Furthermore, the model's potential can be used a pseudo-potential in Molecular Dynamics calculations. Moreover, the understanding of the importance of each correction to the relevant physical problem can help build KS-DFT functionals that are more accurate and are relevant for the problem at hand.

V. ACKNOWLEDGMENTS

The authors thank Samuel B. Trickey for valuable comments on earlier versions of this paper. E. S. thanks the hospitality of the University of Florida during the completion of this work.

Appendix A: Scaling of the TF Model with the Strongly Bound Electron Correction

In this appendix we will attain the Z scaling properties of the correction we suggested. We use Hartree atomic unit in this part. We define

$$F^{(1)} = \frac{1}{2} \sum_{j=1}^2 \int d^3r \frac{\sqrt{2}}{\pi^2 \beta^{\frac{5}{2}}} \left(-\frac{2}{3} I_{\frac{3}{2}}(\beta(V + \mu)) + \frac{2}{3} I_{\frac{3}{2}}(\beta(V + \mu_j)) - \frac{1}{2} \sum_{j=1}^2 \beta(\mu_j - \mu) I_{\frac{1}{2}}(\beta(V + \mu_j)) \right), \quad (\text{A1})$$

$$F^{(2)} = \int d^3r \left(-\frac{1}{8\pi} (\nabla(V(r) - \frac{Z}{r}))^2 \right), \quad (\text{A2})$$

and

$$F^{(3)} = \int d^3r (-V(r) - \mu) \rho_s(r). \quad (\text{A3})$$

Thus, the energy functional from Eq. (28) is

$$F_{TFS} = F^{(1)} + F^{(2)} + F^{(3)} + Z^2 n_s + \mu N. \quad (\text{A4})$$

Under the same scaling in λ as in paper, we have the following equation

$$\begin{aligned} \frac{d}{d\lambda} \left(F^{\lambda(1)} + F^{\lambda(2)} + F^{\lambda(3)} \right) |_{\lambda=1} &+ 2(\alpha - 1) Z^2 n_s + \mu \alpha N \\ &= (\alpha - 1) Z \frac{\partial F}{\partial Z} - \alpha \beta \frac{\partial F}{\partial \beta} - r_0 \frac{\partial F}{\partial r_0} \end{aligned} \quad (\text{A5})$$

We substitute $\alpha = 4$, and use the methods from Ref. [22] to estimate the derivative of F with respect to λ and get

$$\begin{aligned} 7F &= F^{(3)} - \sum_{j=1}^2 Q_j \left(\mu_j + \left\langle \frac{d}{dr} (rV(r)) \right\rangle_{n_j} \right) - 2\mu N_s \\ &- 2 \int d^3r \frac{d}{dr} (rV) \rho_s + Z^2 n_s \\ &+ 3\mu N + 3Z \frac{\partial F}{\partial Z} - 4\beta \frac{\partial F}{\partial \beta} - r_0 \frac{\partial F}{\partial r_0}. \end{aligned} \quad (\text{A6})$$

We approximate the potential for our model, $V_{TFS}(r)$, as series in the spirit of Baker [25] with a dependency in Z besides the dependency in σ and τ for the coefficient of $Z^{\frac{4}{3}}$:

$$V_{TFS}(r) = \frac{Z}{r} - a(Z, \sigma, \tau) Z^{\frac{4}{3}}. \quad (\text{A7})$$

In addition, the strongly bound electrons correction does not affect the chemical potential. Therefore, we can use the TF chemical potential from Eq. (20). The following approximations are a direct result of the first approximation and $\mu = cZ^{4/3}$

$$\mu_j = -\frac{Z^2}{2n_j^2} + aZ^{\frac{4}{3}}, \quad (\text{A8})$$

$$\frac{\partial}{\partial r} (rV) = -aZ^{\frac{4}{3}}, \quad (\text{A9})$$

$$\int d^3r \frac{\partial}{\partial r} (rV) \rho_s = -aZ^{\frac{4}{3}} N_s, \quad (\text{A10})$$

$$F^{(3)} = -2Z^2 n_s + aZ^{\frac{4}{3}} N_s - cZ^{\frac{4}{3}} N_s. \quad (\text{A11})$$

Here $N_s = \int d^3r \rho_s$, for $r_0 \rightarrow \infty$. We can assume this hold for finite radius from the atom as well due to the fact

that

$$\begin{aligned} \int d^3r \rho_s &= \sum_{n=1}^{n_s} 2n^2 \left(1 - 4\pi \int_{r_0}^{\infty} dr r^2 \frac{Z^3}{4\pi} 16 \exp(-4Zr) \right) \\ &= \sum_{n=1}^{n_s} 2n^2 \left(1 + \frac{(8Z^2 r_0^2 + 4Zr_0 + 1)}{2 \exp(4Zr_0)} \right), \quad (\text{A12}) \end{aligned}$$

and when taking the exponent to second order we get

$$\int d^3r \rho_s = N_s = \sum_{n=1}^{n_s} 2n^2 \left(1 + \frac{1}{2} \right). \quad (\text{A13})$$

We turn now to approximate Q_j which can be written as

$$Q_j = \frac{2\sqrt{2}}{\pi \beta^{\frac{1}{2}}} \left(\frac{Z^2}{2n_j^2} - (a-c) Z^{\frac{4}{3}} \right) h(\beta, Z), \quad (\text{A14})$$

where $h(\beta, Z)$ is

$$h(\beta, Z) = \int_0^{\frac{2n_j^2}{Z}} dr r^2 \left(I_{-\frac{1}{2}} \left(\beta \frac{Z}{r} - \frac{\beta Z^2}{2n_j^2} \right) \right) \quad (\text{A15})$$

When we use $\frac{2n_j^2}{Z}$ as the boundary of the integration on r . The reason for this estimation is that Q_j main contribution comes from the non semi-classical area, while using μ_j as the semi-classical limit. In addition, we can numerically establish that for $\mu_j \ll \mu$ we get the following

$$\frac{2\sqrt{2}}{\pi \beta^{\frac{1}{2}}} h(\beta, Z) \sim \frac{2n_j^5}{Z^2}. \quad (\text{A16})$$

Thus,

$$Q_j \cong \frac{2n_j^5}{Z^2} \left(\frac{Z^2}{2n_j^2} - aZ^{\frac{4}{3}} + cZ^{\frac{4}{3}} \right). \quad (\text{A17})$$

Using the approximations in Eq. (A7,A8,A9,A10,A11,A17) we get the following equation

$$-(a-c)Z^{\frac{7}{3}} = Z \frac{d}{dZ} \left(-\frac{3}{7}(a-c)Z^{\frac{7}{3}} + \frac{1}{14}Z^2 - \frac{1}{7}(a-c)(2n_s+1)Z^{\frac{4}{3}} \right) \quad (\text{A24})$$

We solve this equation for $(a-c)$

$$\begin{aligned} a-c &= A(\sigma, \tau) \left(1 + \frac{2n_s+1}{3Z} \right)^{\frac{4}{3}} \\ &\quad - \frac{1}{Z^{\frac{1}{3}}} \left(1 + \frac{2n_s+1}{4Z} \right), \quad (\text{A25}) \end{aligned}$$

$$\begin{aligned} 7F &= 3cZ^{\frac{7}{3}} + \frac{1}{2}Z^2 - (a-c)(2n_s+1)Z^{\frac{4}{3}} \\ &\quad + 3Z \frac{\partial F}{\partial Z} - r_0 \frac{\partial F}{\partial r_0}. \quad (\text{A18}) \end{aligned}$$

We solve using characteristics method to get

$$\frac{dZ}{3Z} = -\frac{d\beta}{4\beta} = -\frac{dr_0}{r_0} = \frac{dF}{7F + 3cZ^{\frac{7}{3}} - \frac{1}{2}Z^2 + (a-c)(2n_s+1)Z^{\frac{4}{3}}}. \quad (\text{A19})$$

First, we solve for F and Z in the spirit of Ref. [22], namely

$$Z \frac{dF}{dZ} = \frac{7F}{3} - cZ^{\frac{7}{3}} - \frac{1}{6}Z^2 + \frac{1}{3}(a-c)(2n_s+1)Z^{\frac{4}{3}}. \quad (\text{A20})$$

We calculate $Z \frac{dF}{dZ}$

$$\begin{aligned} Z \frac{dF}{dZ} &= \frac{1}{2} \sum_{j=1}^2 Q_j \left(\mu_j + \frac{Z^2}{2n_j^2} + e \left\langle \frac{d}{dr} (rV(r)) \right\rangle_{n_j} \right) \\ &\quad + Z \left(V - \frac{Z}{r} \right) \Big|_{r=0} + F^{(3)} + \mu N_s \\ &\quad + \int d^3r \frac{d}{dr} (rV) \rho_s. \quad (\text{A21}) \end{aligned}$$

Using the same approximation we get

$$Z \frac{dF}{dZ} = -aZ^{\frac{7}{3}}. \quad (\text{A22})$$

Putting this in Eq. (A20) gives

$$7F = -3(a-c)Z^{\frac{7}{3}} + \frac{1}{2}Z^2 - (a-c)(2n_s+1)Z^{\frac{4}{3}}. \quad (\text{A23})$$

We take the derivative of Eq. (A23) and multiple it by Z to get

when A is a universal coefficient. Putting this back in Eq.(A23) we get

$$F = -\frac{3}{7}A(\sigma, \tau) \left(1 + \frac{2n_s+1}{3Z} \right)^{\frac{4}{3}} Z^{\frac{7}{3}}$$

$$\begin{aligned}
& + \frac{1}{2}Z^2 \left(1 + \frac{6n_s + 3}{28Z}\right) + O\left(Z^{\frac{4}{3}}\right) \\
& \cong -\frac{3}{7}A(\sigma, \tau)Z^{\frac{7}{3}} + \frac{1}{2}Z^2 + O\left(Z^{\frac{4}{3}}\right). \quad (\text{A26})
\end{aligned}$$

Finally we have

$$\frac{F}{-\frac{7}{3}A(\sigma, \tau)Z^{\frac{7}{3}} + \frac{1}{2}Z^2 + O(Z^{\frac{4}{3}})} = \text{const.} \quad (\text{A27})$$

Together with the results from the TF model we deduce

$$F_{TFS} = g_s(\sigma, \tau) \left(-\frac{7}{3}A(\sigma, \tau)Z^{\frac{7}{3}} + \frac{1}{2}Z^2 + O(Z^{\frac{4}{3}}) \right), \quad (\text{A28})$$

which can be understood as

$$F_{TFS} = g(\sigma, \tau)Z^{\frac{7}{3}} + g_s(\sigma, \tau)\frac{1}{2}Z^2 + O(Z^{\frac{4}{3}}), \quad (\text{A29})$$

By numerical results we see that $g(\sigma, \tau) = f(\sigma, \tau)$ which is the universal function for the TF model in finite temperature that is defined in Eq. (16), and that TFS universal function $g_s(\sigma, \tau)$ is constant with $g_s(\sigma, \tau) = 1$. This

leads us to

$$F_{TFS} = f(\sigma, \tau)Z^{\frac{7}{3}} + \frac{1}{2}Z^2 + O(Z^{\frac{4}{3}}), \quad (\text{A30})$$

which is Eq. (33).

In order to fit Fig. 1 we compute the coefficients of the lower term in the $Z^{1/3}$ expansion of Eq. (A26). We do so by using $n_s = 1$ and the expansion of $(1 + \frac{2n_s+1}{3Z})^{\frac{4}{3}}$ around infinity. namely,

$$\begin{aligned}
F_{TFS} &= f(\sigma, \tau)Z^{\frac{7}{3}} + \frac{1}{2}Z^2 + \frac{3}{7}f(\sigma, \tau)Z^{\frac{4}{3}} \\
&\quad - \frac{3}{4}Z + O(Z^{\frac{1}{3}}). \quad (\text{A31})
\end{aligned}$$

Appendix B: Equation of State

As an example for the effect the TFS correction has on observable, we present in Fig. 5 the predicted correction to the TF pressure due to the strongly bound electron correction. The analytic form for the suggest model is

$$P_{TFS} = \frac{2\sqrt{2}}{3\pi^2\hbar^3} \frac{m^{\frac{3}{2}}}{\beta^{\frac{5}{2}}} \left(I_{\frac{3}{2}}(\beta\mu) \right) + \left(\mu - \frac{e^2Z}{r_0} \right) \rho_s(r_0) - \Sigma_{j=1}^2 \frac{m^{\frac{3}{2}}\sqrt{2}}{2\pi^2\hbar^3\beta^{\frac{5}{2}}} \left(\frac{2}{3}I_{\frac{3}{2}}(\beta\mu_j) - \beta(\mu_j - \mu)I_{\frac{1}{2}}(\beta\mu_j) \right). \quad (\text{B1})$$

Similar to the energy, Eq. (A30), it can be analytically and numerically shown that TFS correction to the pres-

sure is only $Z^{-1/3}$ suppressed with respect to leading TF contribution.

-
- | | |
|---|--|
| <p>[1] L. H. Thomas, Proc. Camb. Phil. Soc. 23, 542 (1926).
 [2] E. Fermi, Zeits. f. Physik 48, 73 (1928).
 [3] P. A. M. Dirac, Proc. Cambridge. Phil. Soc. 26, 376 (1930).
 [4] C. F. von Weizsacker, Z. Phys. 96, 431 (1935).
 [5] J. Scott, Philos. Mag. 43, 859 (1952).
 [6] R. P. Feynman, N. Metropolis, E. Teller, Phys. Rev. 75, 1561 (1949).
 [7] R. Latter, Phys. Rev. 99, 1854 (1955).
 [8] D. A. Kirzhnits, Sov. Phys. JETP 5, 64 (1957).
 [9] F. Perrot, Phys. Rev. A 20, 586 (1979).
 [10] A. F. Nikiforov, V. G. Novikov, and V. B. Uvarov, "Quantum-Statistical Models of a High-Temperature Plasma and Methods for Computing Rosseland Mean Free Paths and Equations of State" (Fizmatlit, Moscow, 2000).
 [11] E. H. Lieb, B. Simon, Adv. In Math. 23, 22 (1977).
 [12] H. Siedentop, R. Weikard, Phys. Lett. A 120, 341 (1987).
 [13] J. P. Solovej, W. L. Spitzer, Commun. Math. Phys. 241, 383 (2003).
 [14] P. Elliott, D. Lee, A. Cangi, K. Burke, Phys. Rev. Lett. 100, 256406 (2008).</p> | <p>[15] P. Hohenberg, W. Kohn, Phys. Rev. 136, 3864 (1964).
 [16] W. Kohn, L. J. Sham, Phys. Rev. 140, A1133 (1965).
 [17] N. D. Mermin, Phys. Rev. 137, A1441 (1965).
 [18] K. Burke, J. Chem. Phys. 136, 150901 (2012).
 [19] V. V. Karasiev, T. Sjostrom, S. B. Trickey, Phys. Rev. B 86, 115101 (2012).
 [20] V. V. Karasiev, T. Sjostrom, J. Dufty, S. B. Trickey, Phys. Rev. Lett. 112, 076403 (2014).
 [21] J. Schwinger, Phys. Rev. A 22, 1827 (1980).
 [22] B.-G. Englert, J. Schwinger, Phys. Rev. A 29, 2331 (1984).
 [23] B.-G. Englert, "Semiclassical Theory of atoms", Vol. 300, Lecture Notes in Physics (Springer, Berlin, 1988).
 [24] B.-G. Englert, J. Schwinger, Phys. Rev. A 32, 26 (1985).
 [25] E. Baker, Phys. Rev. 36, 630 (1930).
 [26] G. V. Shpatakovskaya, AIP Conf. Proc. 309, 159 (1994).
 [27] D. A. Kirzhnits, G. V. Shpatakovskaya, Phys. Lett. A198, 94 (1995).
 [28] D. A. Kirzhnits, G. V. Shpatakovskaya, JETP — 4, 84 (1995).
 [29] S. Pfalzner, S. J. Rose, J. Phys. B: At. Mol. Opt. Phys. 24, 873 (1991).</p> |
|---|--|

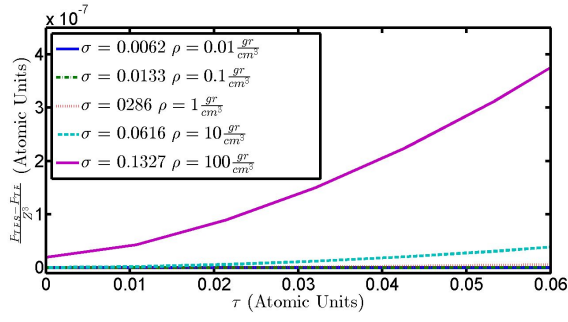


Figure 5: Dependence of the TFS correction to pressure on τ scaled in Z . Shown are calculations for Mercury $Z = 80$ at $\rho = 0.01, 0.1, 1, 10, 100 \frac{gr}{cm^3}$.

- [30] J. Schwinger, Phys. Rev. A **24**, 2353 (1981).
- [31] B.-G. Englert, J. Schwinger, Phys. Rev. A **29**, 2339 (1984).
- [32] B.-G. Englert, J. Schwinger, Phys. Rev. A, **29**, 2353 (1984).
- [33] $I_z(\eta) = \int \frac{dx x^z}{exp(x-\eta)+1} \cdot z \geq -1$