

A study on the interplay between perturbative QCD and CSS/TMD formalism in SIDIS processes

M. Boglione,^{a,b} J.O. Gonzalez Hernandez,^b S. Melis,^a and A. Prokudin^c

^a*Dipartimento di Fisica Teorica, Università di Torino,
Via P. Giuria 1, I-10125 Torino, Italy*

^b*INFN, Sezione di Torino, Via P. Giuria 1, I-10125 Torino, Italy*

^c*Jefferson Lab, 12000 Jefferson Avenue, Newport News, VA 23606, USA*

E-mail: boglione@to.infn.it, joseosvaldo.gonzalez@to.infn.it,
melis@to.infn.it, prokudin@jlab.org

ABSTRACT: We study the Semi-Inclusive Deep Inelastic Scattering (SIDIS) cross section as a function of the transverse momentum, q_T . In order to describe it over a wide region of q_T , soft gluon resummation has to be performed. Here we will use the original Collins-Soper-Sterman (CSS) formalism; however, the same procedure would hold within the improved Transverse Momentum Dependent (TMD) framework. We study the matching between the region where fixed order perturbative QCD can successfully be applied and the region where soft gluon resummation is necessary. We find that the commonly used prescription of matching through the so-called Y-factor cannot be applied in the SIDIS kinematical configurations we examine. In particular, the non-perturbative component of the resummed cross section turns out to play a crucial role and should not be overlooked even at relatively high energies. Moreover, the perturbative expansion of the resummed cross section in the matching region is not as reliable as it is usually believed and its treatment requires special attention.

Contents

1	Introduction	1
2	Resummation in Semi-Inclusive Deep Inelastic Scattering	2
2.1	The resummed term W	3
2.2	The Y -term	5
3	Matching prescriptions	6
3.1	Non-perturbative contribution to the Sudakov factor	7
3.2	Dependence of the total cross section on the b_{max} parameter	8
3.3	Y term matching	10
3.4	Matching with the inclusion of non-perturbative contributions	11
4	Conclusions and outlook	14
A	Fixed order cross section	17
B	Correspondence between CSS resummation and TMD evolution at first order in the strong coupling	17

1 Introduction

Calculating the cross section of a hadronic process at high resolution scale Q , where a hadron or a lepton pair is experimentally observed over a wide range of transverse momenta q_T , is a highly non-trivial task. While collinear perturbative QCD computations allow us to predict its behaviour in the large $q_T \gtrsim Q$ region, diverging contributions of large (double) logarithms arising from the emission of soft and collinear gluons need to be resummed in the range of low q_T . When $q_T \ll Q$, the perturbatively calculated q_T distribution receives large logarithmic contributions, proportional to $(1/q_T^2) \ln(Q^2/q_T^2)$, at every power of α_s . Moreover, beyond leading power, double logarithms $(1/q_T^2) \ln^2(Q^2/q_T^2)$ are generated, for every power of α_s , by soft and collinear gluon emissions. Thus, at any order α_s^n , the distribution will have logarithmic contributions which become larger and larger as q_T decreases. Here α_s cannot be used as the effective expansion parameter of the perturbative series; instead, in this region, a perturbative expansion in terms of logarithms is performed, and this perturbative series is then resummed into the so-called Sudakov exponential form factor.

This can be achieved by applying a soft gluon resummation scheme like, for instance, the Collins-Soper-Sterman (CSS) scheme [1], which was originally formulated and extensively tested for Drell-Yan (DY) process, $h_1 h_2 \rightarrow \ell^+ \ell^- X$ [1–5]. In the case of Semi-Inclusive Deep Inelastic Scattering (SIDIS) process, $\ell N \rightarrow \ell h X$, resummation was studied in Refs. [6–8].

A successful resummation scheme should take care of matching the fixed order hadronic cross section, computed in perturbative QCD at large q_T , with the so-called resummed cross section, valid at low $q_T \ll Q$, where large logarithms are properly treated. This matching should happen, roughly, at $q_T \sim Q$ where logarithms are small [1], and is very often realized through a procedure based on separating the cross section into two parts: one which is regular at small q_T (i.e. less singular than $1/q_T^2$) called the Y-term, and one resummed part, called the W-term. While the W-term contains the whole essence of resummation itself, the regular Y-term should ensure a continuous and smooth matching of the cross section over the entire q_T range.

The perturbative resummed series does not converge at extremely low values of q_T , where we expect the transverse momentum to be “intrinsic” rather than generated by gluon radiation. For the full description of the cross section, one should therefore be able to incorporate in the resummation scheme its non-perturbative behaviour. The non-perturbative part of the cross section is subject to phenomenological prescriptions and needs to be modeled; however this should, in principle, affect the hadronic cross section only in the range where $q_T \rightarrow 0$. As a matter of fact we will show that, for low energy SIDIS processes (like in COMPASS and HERMES experiments), where $q_T \sim \Lambda_{\text{QCD}}$ and Q is small (of the order of a few GeV’s), the modeled non-perturbative contributions dominate over the entire range of measured q_T ’s.

Although in this paper we use the CSS resummation scheme, our considerations apply equally well to the TMD formalism [9, 10]. In fact, the cross sections calculated in these two schemes become substantially equivalent in phenomenological applications (differing only at higher orders in α_s) provided one fixes the auxiliary scales ζ_F and ζ_D so that: $\zeta_F = \zeta_D = Q^2$ [10]. The correspondence of the two formalisms will be shown explicitly in Appendix B.

The paper is organized as follows. In Section 2 we will briefly outline the main steps of resummation in a SIDIS process, in the context of the CSS scheme. In Section 3 we will describe some specific matching procedures, discuss the delicate interplay between the perturbative and non-perturbative parts of the hadronic cross section and give numerical examples, exploring different kinematical configurations of SIDIS experiments. Our conclusions will be drawn in Section 4.

2 Resummation in Semi-Inclusive Deep Inelastic Scattering

For unpolarized SIDIS processes, $\ell N \rightarrow \ell h X$, the following CSS expression [6, 7] holds

$$\frac{d\sigma^{total}}{dx dy dz dq_T^2} = \pi\sigma_0^{DIS} \int \frac{d^2\mathbf{b}_T e^{i\mathbf{q}_T \cdot \mathbf{b}_T}}{(2\pi)^2} W^{SIDIS}(x, z, b_T, Q) + Y^{SIDIS}(x, z, q_T, Q), \quad (2.1)$$

where q_T is the virtual photon momentum in the frame where the incident nucleon N and the produced hadron h are head to head, and

$$\sigma_0^{DIS} = \frac{4\pi\alpha_{\text{em}}^2}{sxy^2} \left(1 - y + \frac{y^2}{2} \right), \quad (2.2)$$

with the usual DIS kinematical variables $x = Q^2/(2P \cdot q)$, $y = P \cdot q/P \cdot l$. Resummation is performed in the b_T space, the Fourier conjugate of transverse momentum space, where momentum conservation laws can be taken into account more easily. As mentioned above, the cross section is separated into two parts: a regular part, Y, and a resummed part, W. Notice that, for SIDIS, we most commonly refer to the transverse momentum \mathbf{P}_T of the final detected hadron, h , in the γ^*N c.m. frame, rather than to the virtual photon momentum \mathbf{q}_T , in the Nh c.m. frame. They are simply related by the hadronic momentum fraction z through the expression $\mathbf{P}_T = -z \mathbf{q}_T$, so that

$$\frac{d\sigma}{dx dy dz dP_T^2} = \frac{d\sigma}{dx dy dz dq_T^2} \frac{1}{z^2}. \quad (2.3)$$

2.1 The resummed term W

In the CSS resummation scheme, the term $W^{SIDIS}(x, z, b_T, Q)$, see Eq. (2.1) resums the soft gluon contributions, large when $q_T \ll Q$:

$$W^{SIDIS}(x, z, b_T, Q) = \exp[S_{pert}(b_T, Q)] \sum_j e_j^2 \sum_{i,k} C_{ji}^{in} \otimes f_i(x, \mu_b^2) C_{kj}^{out} \otimes D_k(z, \mu_b^2), \quad (2.4)$$

where $j = q, \bar{q}$ runs over all quark flavors available in the process, $i, k = q, \bar{q}, g$, and

$$S_{pert}(b_T, Q) = - \int_{\mu_b^2}^{Q^2} \frac{d\mu^2}{\mu^2} \left[A(\alpha_s(\mu)) \ln \left(\frac{Q^2}{\mu^2} \right) + B(\alpha_s(\mu)) \right] \quad (2.5)$$

is the perturbative Sudakov form factor. The intermediate scale $\mu_b(b_T) = C_1/b_T$ is chosen to optimize the convergence of the truncated perturbative series, $C_1 = 2 \exp(-\gamma_E)$ and γ_E is the Euler's constant. A_j and B_j are functions that can be expanded in series of α_s ,

$$A(\alpha_s(\mu)) = \sum_{n=1}^{\infty} \left(\frac{\alpha_s}{\pi} \right)^n A^{(n)}, \quad (2.6)$$

$$B(\alpha_s(\mu)) = \sum_{n=1}^{\infty} \left(\frac{\alpha_s}{\pi} \right)^n B^{(n)}, \quad (2.7)$$

and the coefficients $A^{(n)}$ and $B^{(n)}$ can be calculated in perturbative QCD. The symbol \otimes in Eq. (2.4) represents the usual collinear convolution of the Wilson coefficients C_{ji}^{in} , C_{kj}^{out} and the collinear Parton Distribution Functions (PDFs) $f_i(x, \mu_b^2)$, and collinear fragmentation functions (FF) $D_k(z, \mu_b^2)$.

$$C \otimes f(x) \equiv \int_x^1 \frac{d\hat{x}}{\hat{x}} C \left(\frac{x}{\hat{x}} \right) f(\hat{x}). \quad (2.8)$$

Wilson coefficients C are calculable in perturbative QCD; omitting parton indices one has

$$C(x, \alpha_s(\mu_b)) = \sum_{n=0}^{\infty} \left(\frac{\alpha_s(\mu_b)}{\pi} \right)^n C^{(n)}(x). \quad (2.9)$$

The theoretical error on the q_T distributions depends on the accuracy to which perturbative coefficients are calculated: in particular, if one truncates the expansions at $A^{(1)}$ and $C^{(0)}$, then the resulting expression is at Leading Log (LL) accuracy, while Next-to-Leading Log (NLL) accuracy is achieved by taking into account $A^{(1,2)}$, $B^{(1)}$ and $C^{(0,1)}$ coefficients [1, 4, 7, 11]:

$$A^{(1)} = C_F, \quad A^{(2)} = \frac{C_F}{2} \left[C_A \left(\frac{67}{18} - \frac{\pi^2}{6} \right) - \frac{10}{9} T_R n_f \right], \quad B^{(1)} = -\frac{3}{2} C_F, \quad (2.10)$$

where $C_F = 3/4$, $C_A = 3$, $T_R = 1/2$, and n_f is the number of active flavors. Notice that, up to NLL, the coefficients A and B are process independent. For the Wilson coefficients we have [6]:

$$C_{qq'}^{(0)\text{in}}(x) = \delta_{qq'} \delta(1-x) \quad (2.11)$$

$$C_{qq'}^{(0)\text{out}}(z) = \delta_{qq'} \delta(1-z) \quad (2.12)$$

$$C_{gq}^{(0)\text{out}}(z) = C_{gq}^{(0)\text{in}}(x) = 0 \quad (2.13)$$

$$C_{qq'}^{(1)\text{in}}(x) = \delta_{qq'} \frac{C_F}{2} \left\{ (1-x) - 4\delta(1-x) \right\} \quad (2.14)$$

$$C_{gg}^{(1)\text{in}}(x) = T_F [x(1-x)] \quad (2.15)$$

$$C_{qq'}^{(1)\text{out}}(z) = \delta_{qq'} \frac{C_F}{2} \left\{ (1-z) + 2 \ln(z) \left[\frac{1+z^2}{1-z} \right] - 4\delta(1-z) \right\} \quad (2.16)$$

$$C_{gq}^{(1)\text{out}}(z) = \frac{C_F}{2} \left\{ z + 2 \ln(z) \frac{1+(1-z)^2}{z} \right\} \quad (2.17)$$

The CSS formalism relies on a Fourier integral (2.1) over b_T which runs from zero to infinity. However, when b_T is large one cannot rely completely on the perturbative computation of the corresponding coefficients. The perturbative Sudakov factor, Eq. (2.5), hits the Landau pole in α_s at large values of b_T (small values of μ_b): this is a clear indication of non-perturbative physics. Predictions cannot be made without an ansatz prescription for the non-perturbative region, where b_T is large. The CSS scheme, therefore, introduces a prescription which prevents b_T from getting any larger than some (predefined) maximum value b_{max} :

$$b_* = \frac{b_T}{\sqrt{1 + b_T^2/b_{max}^2}}. \quad (2.18)$$

Accordingly, in the definition of S_{pert} , $\mu_b(b_T)$ is replaced by $\mu_b(b_*) = C_1/b_*$.

Notice that, for large values of b_{max} , $\mu_b = C_1/b_*$ tends to become smaller than the minimum scale available for the corresponding collinear parton distribution/fragmentation functions: in order to reliably use the collinear PDFs, in this case we freeze its value at 1.3 GeV.

Then the cross section is written as

$$\begin{aligned} \frac{d\sigma^{total}}{dx dy dz dq_T^2} &= \pi \sigma_0^{DIS} \int_0^\infty \frac{db_T b_T}{(2\pi)} J_0(q_T b_T) W^{SIDIS}(x, z, b_*, Q) \exp[S_{NP}(x, z, b_T, Q)] \\ &+ Y(x, z, q_T, Q), \end{aligned} \quad (2.19)$$

where W^{SIDIS} is now evaluated at $b_T = b_*$, while $S_{NP}(x, z, b_T, Q)$ is a new function which accounts for the non-perturbative behaviour of the cross section at large b_T . Clearly, S_{NP} should be equal to zero when $b_T = 0$.

The predictive power of the b_T -space resummation formalism is limited by our inability to calculate the non-perturbative distributions at large b_T . However, most of these non-perturbative distributions are believed to be universal and can be extracted from experimental data on different processes and allow for predictions for other measurements. Non-perturbative physics is also interesting as it gives us insights on fundamental properties of the nucleon.

As already mentioned, the results of our studies can be easily extended to the Collins TMD evolution scheme [9]. In Appendix B we show that the two formalisms are equivalent to first loop.

2.2 The Y-term

The resummed cross section, W , cannot describe the whole q_T range: it sums the logarithmic terms dominating the low q_T region, but it does not include contributions to the total cross section which are less singular than $1/q_T^2$, that become important at large q_T . Leaving out these terms introduces a relative error of $\mathcal{O}(q_T^2/Q^2)$, thus the resummed result is valid only if $q_T \ll Q$. Ultimately, these terms are contained inside the Y-factor, which we are now going to define.

The Next to Leading Order (NLO)¹ cross section can be separated into an “asymptotic part”, $d\sigma^{ASY}$, which includes all the contributions proportional to Q^2/q_T^2 and to $Q^2/q_T^2 \ln(Q^2/q_T^2)$, badly divergent at small q_T , and a regular part $Y^{SIDIS}(x, z, q_T, Q)$, the Y-term which includes all terms of the cross section which are, at most, logarithmic as $q_T \rightarrow 0$ and ensures a smooth transition of the cross section to the region of large q_T , so that

$$\frac{d\sigma^{NLO}}{dx dy dz dq_T^2} = \frac{d\sigma^{ASY}}{dx dy dz dq_T^2} + Y, \quad (2.20)$$

and inverting

$$Y = \frac{d\sigma^{NLO}}{dx dy dz dq_T^2} - \frac{d\sigma^{ASY}}{dx dy dz dq_T^2}. \quad (2.21)$$

The explicit expressions of $d\sigma^{NLO}$ and $d\sigma^{ASY}$ are given in Ref. [7]. In the CSS scheme [1], the diverging terms in the asymptotic part are then resummed so that the final cross section is given by Eq. (2.1).

Fig. 1 shows the $d\sigma^{ASY}$, $d\sigma^{NLO}$ and Y cross section contributions for SIDIS π^+ production off a proton target: the left panel corresponds to an extremely high energy SIDIS experiment with $\sqrt{s} = 1$ TeV, $Q^2 = 5000$ GeV², $x = 0.055$ and $z = 0.325$; in the central panel we choose an intermediate, HERA-like kinematics configuration, with $\sqrt{s} = 300$ GeV, $Q^2 = 100$ GeV², $x = 0.0049$ and $z = 0.325$; the right panel corresponds to a lower energy SIDIS experiment like COMPASS, with $\sqrt{s} = 17$ GeV, $Q^2 = 10$ GeV², $x = 0.055$ and $z = 0.325$. In our study we use the MSTW08 PDF set [12] and the DSS FF set [13].

¹Notice that here NLO means first order in α_s of the collinear perturbative QCD cross section.

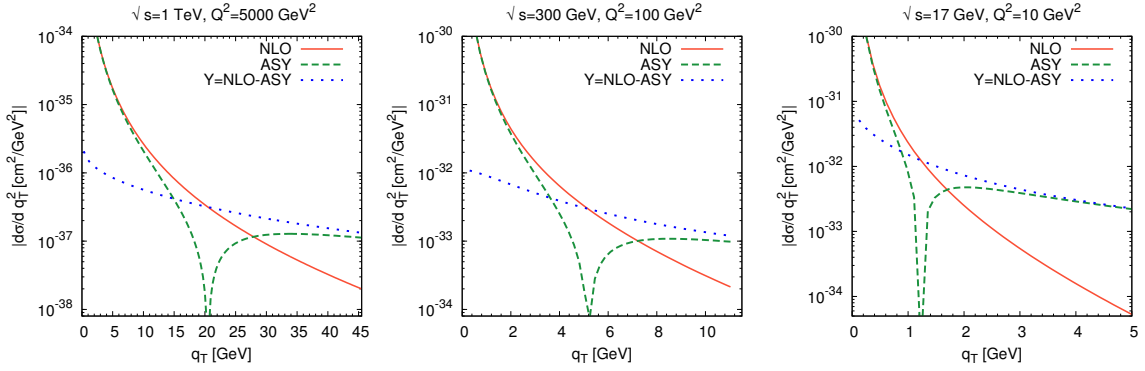


Figure 1. Perturbative contributions to the SIDIS cross sections, $d\sigma^{ASY}$, $d\sigma^{NLO}$ and Y factor, corresponding to three different SIDIS kinematical configurations: on the left panel $\sqrt{s} = 1$ TeV, $Q^2 = 5000$ GeV², $x = 0.055$ and $z = 0.325$; on the central panel a HERA-like experiment with $\sqrt{s} = 300$ GeV, $Q^2 = 100$ GeV², $x = 0.0049$ and $z = 0.325$; on the right panel, a COMPASS-like experiment with $\sqrt{s} = 17$ GeV, $Q^2 = 10$ GeV², $x = 0.055$ and $z = 0.325$.

Notice that at large q_T $d\sigma^{ASY}$ becomes negative and therefore unphysical (we show the absolute value of the asymptotic NLO cross section in Fig. 1 as a dashed, green line). Consequently, the $Y = d\sigma^{NLO} - d\sigma^{ASY}$ term can become much larger than the NLO cross section in that region.

3 Matching prescriptions

One of the underlying ideas of the standard resummation scheme is that the resummed cross section has to be matched, at some point, to the fixed order cross section.

By defining

$$W = \pi\sigma_0^{DIS} \int_0^\infty \frac{db_T b_T}{(2\pi)} J_0(q_T b_T) W^{SIDIS}(x, z, b_T, Q), \quad (3.1)$$

and neglecting (for the moment) non-perturbative contributions, the final cross section can be written in a short-hand notation as

$$d\sigma^{total} = W + Y. \quad (3.2)$$

In the region where $q_T \simeq Q$, the logarithmic terms are expected to be small so, in principle, the resummed cross section should be equal or very similar to its asymptotic counterpart, $d\sigma^{ASY}$. Therefore, the cross section in Eq. (3.2) should almost exactly *match* the NLO cross section, $d\sigma^{NLO}$:

$$d\sigma^{total} = W + Y \xrightarrow{q_T \sim Q} d\sigma^{ASY} + Y = d\sigma^{ASY} + d\sigma^{NLO} - d\sigma^{ASY} = d\sigma^{NLO}. \quad (3.3)$$

It is crucial to stress that this matching prescription at $q_T \simeq Q$ only works if $W \simeq d\sigma^{ASY}$ over a non-negligible range of q_T values, as the matching should be *smooth* as well as continuous.

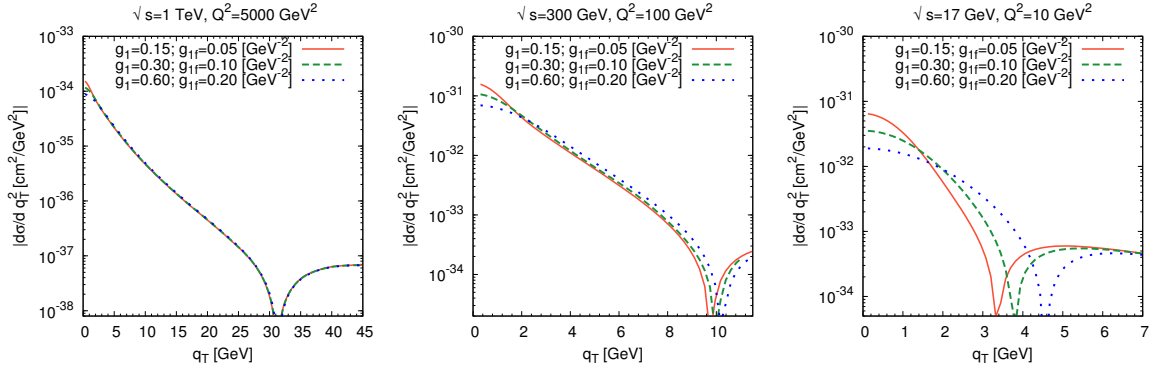


Figure 2. Resummed term of the SIDIS cross section including the non-perturbative contribution S_{NP} in the Sudakov factor, calculated at three different values of g_1 and g_{1f} and corresponding to the three different SIDIS kinematical configurations defined in Fig. 1. Here $b_{max} = 1.0 \text{ GeV}^{-1}$.

At small q_T , one expects that $d\sigma^{ASY}$ and $d\sigma^{NLO}$ are dominated by the same diverging terms, proportional to Q^2/q_T^2 and to $Q^2/q_T^2 \ln(Q^2/q_T^2)$; therefore, they should almost cancel in the definition of Y leaving in $d\sigma^{total}$ the sole resummed cross section W

$$d\sigma^{total} = W + Y \xrightarrow{q_T \ll Q} W. \quad (3.4)$$

This cancellation occurs only as long as we keep away from the singularity in Y , at $q_T = 0$. Thus, this matching prescription is such that the total cross section is dominated by W at small q_T , and by $d\sigma^{NLO}$ at large q_T . In the intermediate q_T region, it is given by the sum ($W + Y$), Eq. (3.2).

3.1 Non-perturbative contribution to the Sudakov factor

At this stage, one should wonder whether, given a well-defined SIDIS scattering process, a kinematical range in which $W \simeq d\sigma^{ASY}$ actually does exist, where the matching can successfully be performed. To answer this question we need to compute the W -term, which necessarily implies specifying its non-perturbative behaviour. The considerations of Eq. (3.3) are based on the assumption that non-perturbative contributions do *not* affect the numerical calculations. To check this assumption, let us choose a particular value $b_{max} = 1.0 \text{ GeV}^{-1}$ and consider a simple model for the non-perturbative function S_{NP} :

$$S_{NP} = \left(-\frac{g_1}{2} - \frac{g_{1f}}{2z^2} - g_2 \ln\left(\frac{Q}{Q_0}\right) \right) b_T^2. \quad (3.5)$$

The actual values of these parameters are not important for our studies and the conclusions may well hold for different choices of the parameters. Here we set $g_2 = 0 \text{ (GeV}^2\text{)}$ in order not to enter into the details of the exact functional form of S_{NP} , which have no influence.

We now define as W^{NLL} the NLL resummed cross section which includes the non-perturbative Sudakov factor

$$W^{NLL} = \pi\sigma_0^{DIS} \int_0^\infty \frac{db_T b_T}{(2\pi)} J_0(q_T b_T) W^{SIDIS}(x, z, b_*, Q) \exp[S_{NP}(x, z, b_T, Q)], \quad (3.6)$$

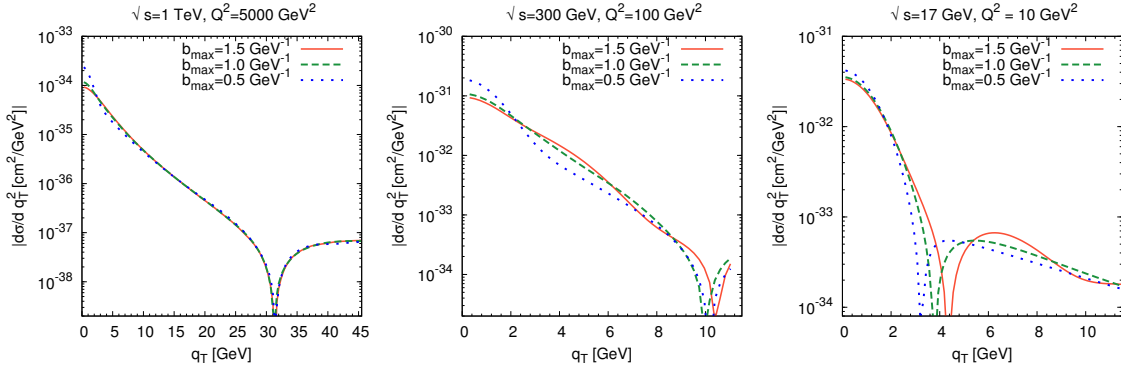


Figure 3. The resummed cross section $W^{NLL}(q_T)$ corresponding to the three different SIDIS kinematical configurations defined in Fig. 1. Here b_{max} varies from 1.5 GeV^{-1} to 0.5 GeV^{-1} , while g_1 and g_{1f} are fixed at $g_1 = 0.3 \text{ GeV}^2$, $g_{1f} = 0.1 \text{ GeV}^2$.

with $W^{SIDIS}(x, z, b_*, Q)$ of Eq. (2.4) calculated at NLL order as explained in Section 2.

Obviously, having introduced a parametrization to represent S_{NP} , our results will now inevitably be affected by some degree of model dependence, according to the kinematics of the SIDIS process under consideration. Fig. 2 shows the resummed term of the SIDIS cross section, including the non-perturbative contribution to the Sudakov factor, S_{NP} , calculated with three different values of the pair (g_1, g_{1f}) , and corresponding to the same three different SIDIS kinematical configurations considered in Fig. 1. These plots clearly show that, while in an extremely high energy and Q^2 configuration (left panel) the dependence on the non-perturbative parameters is limited to the region of very small q_T , at intermediate energies (central panel) the non-perturbative content of the Sudakov factor, S_{NP} , induces a sizable dependence on the parameters of the model over the whole q_T range. At smaller energies and Q^2 (right panel), the dependence of the SIDIS cross section on the value of the non-perturbative parameters is extremely strong, and the three curves change sign at very different values of q_T . Therefore, in this case, we cannot expect a successful cancellation between $d\sigma^{ASY}$ and W^{NLL} .

3.2 Dependence of the total cross section on the b_{max} parameter

As mentioned in Section 2, the parameter b_{max} controls the b_T scale of transition between perturbative and non-perturbative regimes, see Eqs. (2.18) and (2.19), by limiting the value of b_T to the point in which perturbative calculations reach the boundary of their validity. It is therefore very interesting to study the influence of the choice of b_{max} on the cross section, at fixed values of the non-perturbative parameters g_1 and g_{1f} . In Fig. 3 we plot the resummed cross section of Eq. (2.19) at three different values of $b_{max} = 1.5 \text{ GeV}^{-1}$, 1.0 GeV^{-1} and 0.5 GeV^{-1} , having fixed $g_1 = 0.3 \text{ GeV}^2$, $g_{1f} = 0.1 \text{ GeV}^2$. By comparing the plots, from right to left, we notice that in the COMPASS case there is a strong dependence on the chosen value of b_{max} and the non-perturbative contribution dominates almost over the entire range. In the HERA-like kinematics we observe a slightly milder, but still sizable, residual dependence on b_{max} , even at large q_T . Ultimately, it is

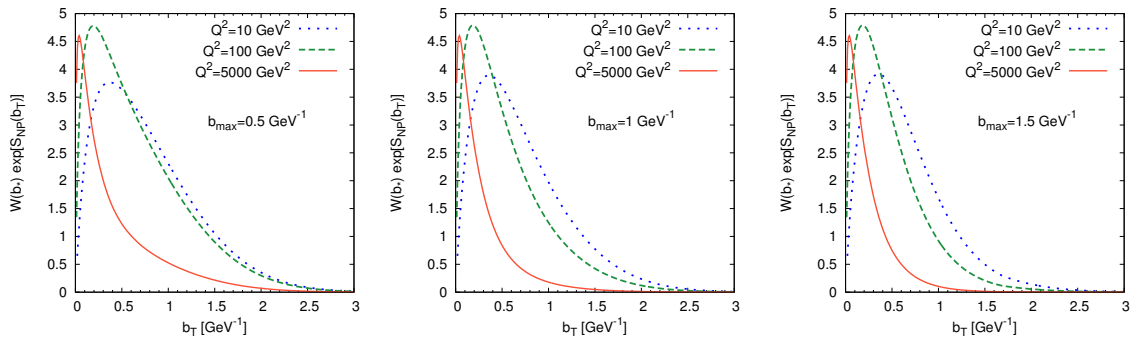


Figure 4. The resummed term $W^{SIDIS}(b_*) \exp[S_{NP}(b_T)]$ as a function of b_T corresponding to three different SIDIS kinematical configurations, $Q^2 = 5000 \text{ GeV}^2$, $Q^2 = 100 \text{ GeV}^2$, and $Q^2 = 10 \text{ GeV}^2$. Here b_{max} varies from 0.5 GeV^{-1} (left panel) to 1 GeV^{-1} (central panel), 1.5 GeV^{-1} (right panel). In order to compare different kinematical configurations, in this plot we fix x and z to values compatible with all of them: $x = 0.055$ and $z = 0.325$.

only when we reach the highest energies and Q^2 values of the leftmost plot that we find an almost complete insensitiveness to the chosen value of b_{max} .

To understand this effect, we can study the behaviour of $W^{SIDIS}(b_*) \exp[S_{NP}(b_T)]$, as a function of b_T . Fig. 4 shows that these b_T distributions, as expected, become increasingly peaked and narrow as Q^2 grows, reflecting the dominance of smaller and smaller b_T contributions at growing energies and Q^2 : clearly, for the COMPASS kinematics (dotted-blue line), the integrand shows a wider b_T distribution, with a larger tail, compared to that corresponding to higher energies and larger Q^2 configurations (dashed-green line and solid-red line).

From Fig. 5, where we plot the integrand of Eq. (3.6), $b_T W^{SIDIS}(b_*) \exp[S_{NP}(b_T)]$, one can learn about the dependence on the choice of b_{max} : at each fixed kinematical configuration, the peak moves toward larger values as b_{max} decreases. Moreover, Fig. 5 shows how the tail behaviour is affected by different choices of b_{max} : in fact, as b_{max}

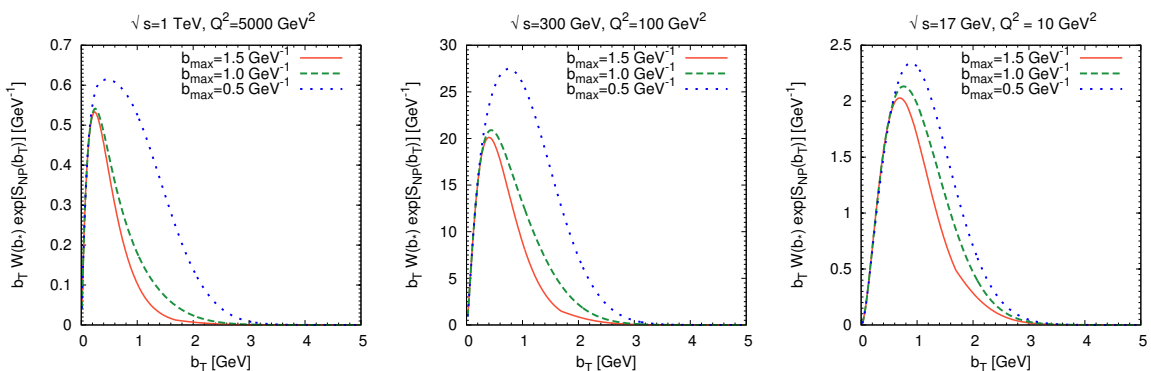


Figure 5. The resummed term $b_T W^{SIDIS}(b_*) \exp[S_{NP}(b_T)]$ corresponding to the three different SIDIS kinematical configurations defined in Fig. 1. Here b_{max} varies from 1.5 GeV^{-1} (solid line) to 1 GeV^{-1} (dashed line), 0.5 GeV^{-1} (dotted line).

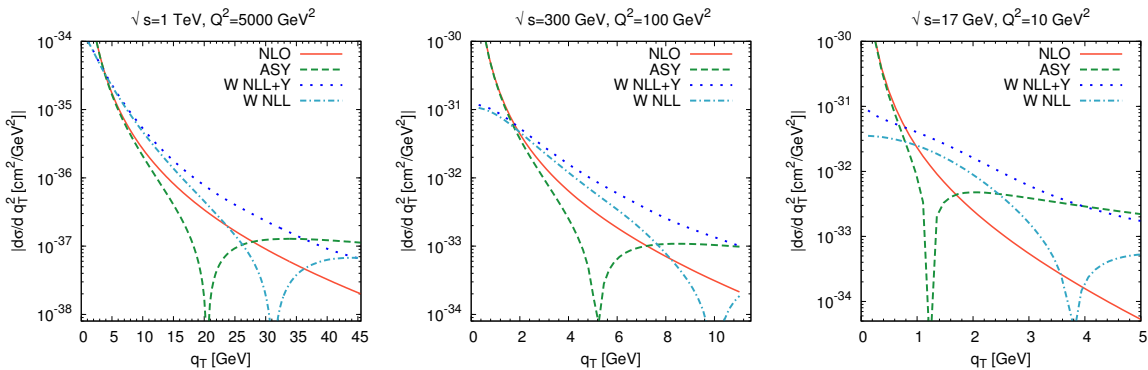


Figure 6. $d\sigma^{NLO}$, $d\sigma^{ASY}$, W^{NLL} and the sum $W^{NLL} + Y$ (see Eq. (3.3)), corresponding to the three different SIDIS kinematical configurations defined in Fig. 1. Here $b_{max} = 1.0 \text{ GeV}^{-1}$, $g_1 = 0.3 \text{ GeV}^2$, $g_{1f} = 0.1 \text{ GeV}^2$, $g_2 = 0 \text{ GeV}^2$.

fixes the b_T scale of the transition between perturbative and non-perturbative regimes, the distributions obtained from growing values of b_{max} die faster in b_T , because the non-perturbative contribution sets in at larger and larger values of b_T .

3.3 Y term matching

It should now be clear that a successful matching heavily depends on the subtle interplay between perturbative and non-perturbative contributions to the total cross section, and that finding a kinematical range in which the resummed cross section W matches its asymptotic counterpart $d\sigma^{ASY}$, in the region $q_T \sim Q$, cannot be taken for granted.

In Fig. 6 we show, in the three SIDIS configurations considered above, the NLO cross section $d\sigma^{NLO}$ (solid, red line), the asymptotic cross section $d\sigma^{ASY}$ (dashed, green line) and the NLL resummed cross section W^{NLL} (dot-dashed, cyan line). The dotted blue line represents the sum ($W^{NLL} + Y$), according to Eq. (2.19).

Clearly, in none of the kinematical configurations considered, W^{NLL} matches $d\sigma^{ASY}$, they both change sign at very different values of q_T . Moreover, the Y factor can be very large compared to W^{NLL} . Consequently, the total cross section $W^{NLL} + Y$ (dotted, blue line) never matches the fixed order cross section $d\sigma^{NLO}$ (solid, red line). At low and intermediate energies, the main source of the matching failure is represented by the non-perturbative contribution to the Sudakov factor. As we showed in Section 3.1, the resummed term W of the cross section is totally dominated by the non-perturbative input, even at large q_T . Notice that, in the kinematical configurations of the COMPASS experiment, the matching cannot be achieved simply by adding higher order corrections to the perturbative calculation of the Y term, as proposed in Ref. [8], as W^{NLL} is heavily dependent on the non-perturbative input.

Interestingly, the cross section does not match the NLO result even at the highest energies considered, $\sqrt{s} = 1 \text{ TeV}$ and $Q^2 = 5000 \text{ GeV}^2$: further comments will be addressed in the following subsection.

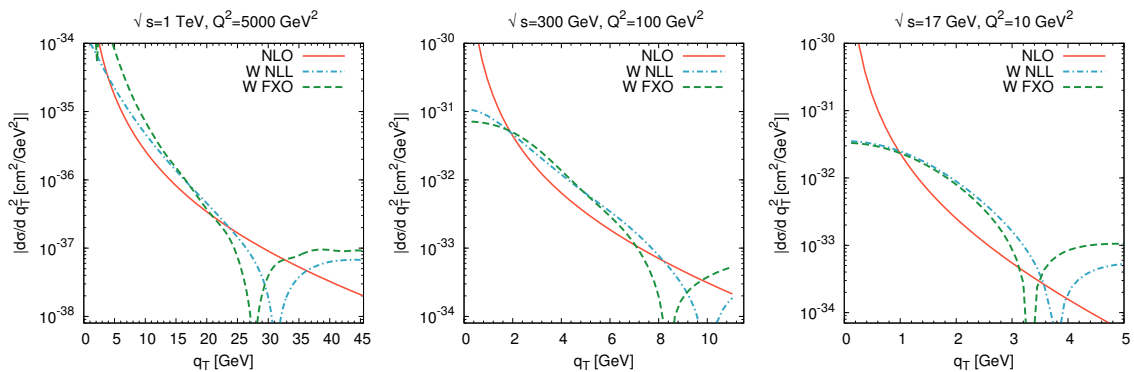


Figure 7. $d\sigma^{NLO}$, W^{NLL} and W^{FXO} (see Eq. (3.7)), corresponding to three different SIDIS kinematical configurations. Here $b_{max} = 1.0 \text{ GeV}^{-1}$, $g_1 = 0.3 \text{ GeV}^2$, $g_{1f} = 0.1 \text{ GeV}^2$, $g_2 = 0 \text{ GeV}^2$.

3.4 Matching with the inclusion of non-perturbative contributions

As discussed above, the mismatch between W^{NLL} and $d\sigma^{ASY}$ at $q_T \sim Q$ is mainly due to the non-perturbative content of the cross section, which turns out to be non-negligible, at least at low and intermediate energies. To try solving this problem one could experiment different and more elaborate matching prescriptions, which somehow take into account the non-perturbative contributions to the total cross section. In alternative to $d\sigma^{total} = W^{NLL} + Y$, Eq. (3.3), one could require, for instance, that in a region of sizable q_T

$$d\sigma^{total} = W^{NLL} - W^{FXO} + d\sigma^{NLO}, \quad (3.7)$$

where W^{FXO} is the NLL resummed cross section approximated at first order in α_s , with a first order expansion of the Sudakov exponential, $\exp[S_{pert}(b_*)]$. The result for the Fixed Order (FXO) expansion of W^{SIDIS} is presented in Eq. (A.1) of the Appendix. Notice that our FXO expansion differs from that proposed in Ref. [7], where the scale of α_s used for the perturbative expansion of the cross section is taken to be equal to the factorization scale. In our computation this scale is simply μ_b : with our choice, the FXO result is closer to that obtained by using the power counting of W^{NLL} , see Section 2. Instead, the result of Ref. [7] is more in line with the fixed order α_s expansion performed in the calculation of $d\sigma^{NLO}$. In principle, the two approaches should be the same when terms proportional to $\log(Q^2/\mu_b^2)$ are small and both coincide up to α_s^2 corrections.

As mentioned above, we build W^{FXO} so that it contains the same non-perturbative Sudakov, S_{NP} , we assign to W^{NLL} : therefore we might expect to find a region in which $W^{FXO} \simeq W^{NLL}$, allowing to match the SIDIS cross section $d\sigma = W^{NLL} - W^{FXO} + d\sigma^{NLO}$ to the purely perturbative cross section $d\sigma^{NLO}$.

On the other hand, in the absence of non-perturbative content inside W^{FXO} and W^{NLL} , and in the perturbative limit, when $\exp[S_{pert}]$ can be approximated by $1 + S_{pert}$, with S_{pert} expanded at first order in α_s , one can show that $W^{FXO} \rightarrow d\sigma^{ASY}$ so that, in this region [14, 15]

$$d\sigma^{total} = W^{NLL} - W^{FXO} + d\sigma^{NLO} \rightarrow W^{NLL} - d\sigma^{ASY} + d\sigma^{NLO} = W^{NLL} + Y. \quad (3.8)$$

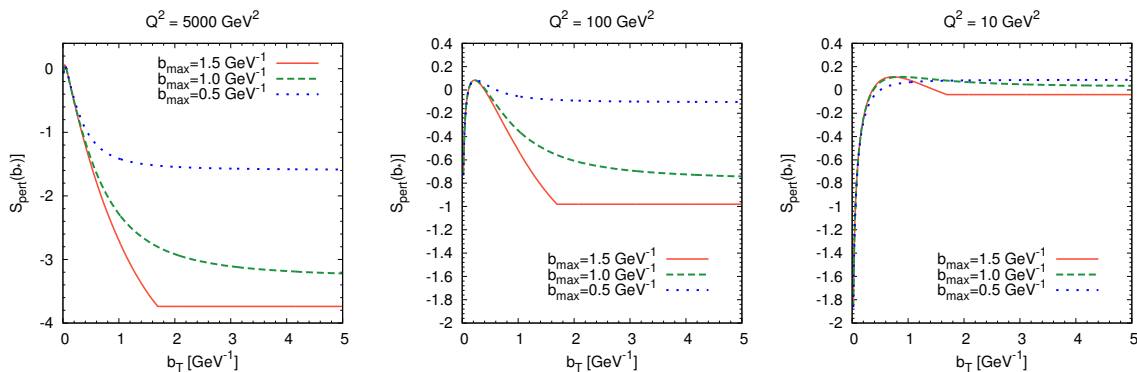


Figure 8. The perturbative Sudakov factor $S_{pert}(b_*)$. On the left panel $Q^2 = 5000 \text{ GeV}^2$, on the central panel $Q^2 = 100 \text{ GeV}^2$, and on the right panel $Q^2 = 10 \text{ GeV}^2$. We consider three values of b_{max} : 1.5 GeV^{-1} (solid line), 1 GeV^{-1} (dashed line), 0.5 GeV^{-1} (dotted line).

In this limit this prescription is equivalent to the Y-term matching prescription of Eq. (3.3).

Fig. 7 shows $d\sigma^{NLO}$ (solid, red line), W^{NLL} (dash-dotted, cyan line) and W^{FXO} (dashed, green line) for the same three kinematical configurations considered in the previous plots. At 1 TeV and in the HERA kinematical configuration, there is some region in which W^{FXO} and W^{NLL} are crossing. However, this does not happen at $q_T \sim Q$, where one would expect to match to $d\sigma^{NLO}$. Contrary to our expectations, we do not find a region in which W^{NLL} coincides asymptotically to its expansion W^{FXO} , up to numerical precision and higher order corrections. Therefore, no smooth and continuous matching can be performed. For the COMPASS-like experiment, where the non-perturbative regime basically dominates the whole cross section, the W^{FXO} and W^{NLL} curves never cross, see the right panel of Fig. 7. Therefore no matching whatsoever is possible.

Let's summarize: in the previous Section we have shown that the Y-term matching prescription does not work, even at high energies. Here we adopted a different prescription, which takes into account the non-perturbative Sudakov contribution. Also in this case we find that the matching fails.

To understand the reason of this failure, we shall investigate the behaviour of the Sudakov factor in more detail. As explained in Appendix A, the fixed order expansion of the W-term, W^{FXO} , is computed by expanding the perturbative Sudakov exponential to first order in S_{pert} , $\exp[S_{pert}] \sim 1 + S_{pert}$, and considering the whole W to first order in α_s . Indeed, this expansion holds only when successive powers of α_s are small, when the logarithmic terms are small and consequently when S_{pert} itself is small.

Fig. 8 shows that the Sudakov factor S_{pert} is small only in a limited region of b_T depending on the kinematical details of the SIDIS process (at 1 TeV this region is very narrow). Instead, at very small and large b_T , the Sudakov factor S_{pert} is large. Notice also that, at large b_T , its size strongly depends on the choice of b_{max} .

In Fig. 9 we plot $\exp[S_{pert}^{NLL}]$ and its expansion $1 + S_{pert}^{FXO}$. Notice that two steps are involved in this expansion:

$$\exp[S_{pert}^{NLL}] \rightarrow \exp[S_{pert}^{FXO}] \rightarrow 1 + S_{pert}^{FXO}. \quad (3.9)$$

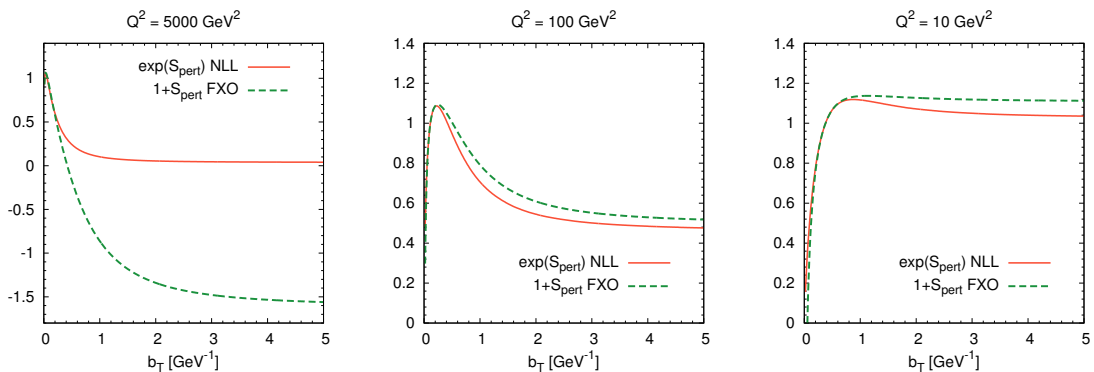


Figure 9. The perturbative Sudakov exponential $\exp[S_{pert}^{NLL}]$ (solid line) and its expansion $1+S_{pert}^{FXO}$ (dashed line). On the left panel $Q^2 = 5000 \text{ GeV}^2$, on the central panel $Q^2 = 100 \text{ GeV}^2$, and on the right panel $Q^2 = 10 \text{ GeV}^2$. We fix $b_{max} = 1 \text{ GeV}^{-1}$.

The differences between $\exp[S_{pert}^{NLL}]$ and $1+S_{pert}^{FXO}$ are therefore due to two reasons: S_{pert}^{NLL} and S_{pert}^{FXO} are different and, in general, they are small only in a limited range of b_T . As one can see in Fig. 9, these differences occur in both the small and the large b_T regions.

The authors of Refs. [16, 17] pointed out that the Sudakov factor [18] vanishes at $b_T = 0$ in the exact first order calculation. To restore this behaviour of the CSS Sudakov factor, prescriptions exist in the literature which ensure $S_{pert} \rightarrow 0$ at $b_T \rightarrow 0$. After integration, the Sudakov form factor can be written as a function of $\log(Q^2/\mu_b^2) = \log(Q^2 b_T^2/C_1^2)$, which become large and negative at $b_T \rightarrow 0$. A suggested prescription to avoid this problem, consists in replacing

$$\log(Q^2/\mu_b^2) \rightarrow \log(1 + Q^2/\mu_b^2), \quad (3.10)$$

see for example Ref. [7, 17].

The effect of this recipe can be visualized in Fig. 10, where the standard, Eq. (2.5), and modified, Eqs. (44)-(47) of Ref. [7], forms of the Sudakov factor are compared, for three different kinematical configurations. Clearly, the plots show that this prescription has a much stronger effect at small Q^2 than at large Q^2 : the failure of the matching prescription at 1 TeV is therefore not solved, however a better result might be achieved for the smaller energy configurations (HERA and COMPASS).

One can see from Fig. 8-10 that the perturbative Sudakov factor $S_{pert}(b_*)$ in some regions of b_T is positive, i.e. $\exp[S_{pert}(b_*)] > 1$ allowing for an unphysical Sudakov enhancement. In particular in COMPASS-like kinematics, this enhancement dominates over almost all the b_T range while at higher energies its relevance is limited. This is a signal of the inadequacy of the resummation approaches at such low energies.

We have checked that, even adopting the prescription of Eq. (3.10), for the 1 TeV kinematical configuration the matching cannot be performed. In fact, the impact of this prescription is rather limited in this case. The failure of the matching is likely due to the fact that the perturbative expansion of the Sudakov factor breaks down at a very early stage in b_T , see the top-left panel of Fig. 8 and the left panel of Fig. 9.

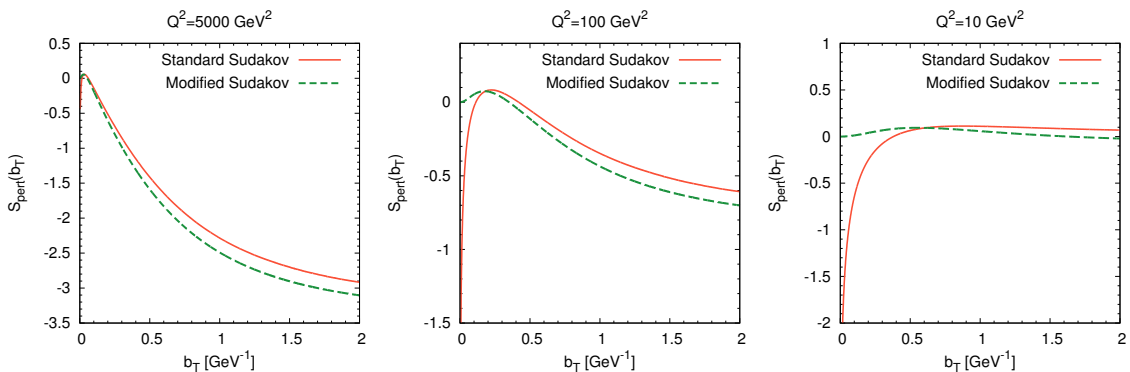


Figure 10. Sudakov factor as given by Eq. (2.5) (solid line), and its modified form given in Eqs. (44)-(47) of Ref. [7] (dashed line), for three different values of Q^2 .

The HERA configuration deserves a dedicated discussion. We can observe that, adopting the method of Eq. (3.10), the Sudakov exponential can be quite successfully expanded as $\exp[S_{pert}] \sim 1 + S_{pert}$ over the whole b_T range, see the central panels of Figs. 8 and 9.

In this case, in fact, a region where W^{NLL} and W^{FXO} approximately match actually exists, as shown in Fig. 11. This means that here, for this particular kinematical configuration, the perturbative expansion works and all the conditions required for the matching seem to be approximately fulfilled. In order to achieve a fully matched cross section, one also needs to know where to start using $W^{NLL} - W^{FXO} + d\sigma^{NLO}$ instead of W^{NLL} : this can happen in the region where $W^{FXO} \sim d\sigma^{NLO}$. Ideally, in the absence of any non-perturbative contributions, $W^{FXO} \sim d\sigma^{ASY}$ at small q_T , where $d\sigma^{NLO} \sim d\sigma^{ASY}$, allowing for a region of successful matching. However, since W^{FXO} is affected by a sizable non-perturbative content, it turns out to be different from $d\sigma^{ASY}$ and therefore different from $d\sigma^{NLO}$ at small q_T . In this case, there will be at most one crossing point between the W^{FXO} and the $d\sigma^{NLO}$ curves, which does not provide a smooth matching.

Indeed, one should remember that all these contributions are computed within theoretical errors due, for instance, to the choice of renormalization scale and to the truncation of the perturbative series. Consequently, one could think that a smooth matching could be achieved within the corresponding error bands, rather than on individual points of the single curves, through an interpolating function.

4 Conclusions and outlook

Soft and collinear gluon resummation in the impact parameter b_T space is a very powerful tool. However, its successful implementation is affected by a number of practical difficulties: the strong influence of the kinematical details of the SIDIS process, the possible dependence of the parameters used to model the non-perturbative content of the SIDIS cross section, the complications introduced by having to perform phenomenological studies in the b_T space, where the direct connection to the conjugate q_T space is lost.

Indeed, matching prescriptions have to be applied to achieve a reliable description of the SIDIS process over the full q_T range, going smoothly from the region of applicability

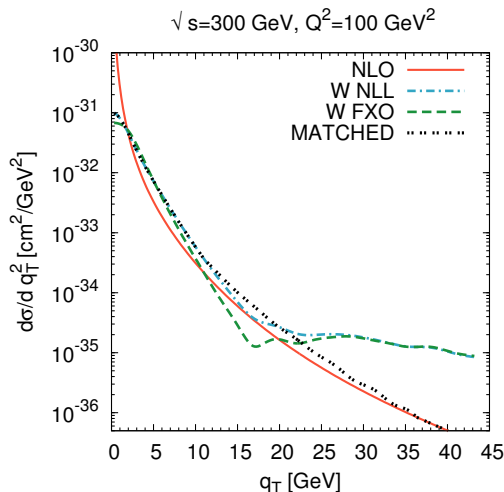


Figure 11. $d\sigma^{NLO}$, W^{NLL} and W^{FXO} (see Eq. (3.7)), corresponding to the HERA-like kinematical configurations. Here the low b_T behaviour of the Sudakov factor has been corrected using Eq. (3.10). The double-dotted black line represents the matched cross section, as described in the text. We fix $b_{max} = 1.0 \text{ GeV}^{-1}$, $g_1 = 0.3 \text{ GeV}^2$, $g_{1f} = 0.1 \text{ GeV}^2$, $g_2 = 0 \text{ GeV}^2$. Notice that all contributions are positive in this case.

of resummation, or equivalently of the TMD description, to the region of applicability of perturbative QCD.

In any resummation scheme, one needs to take care of the non-perturbative content. Here we adopt the so-called b_* prescription in order to cure the problem of the Landau pole in the perturbative expansion, complementing it with the introduction of a properly defined non-perturbative function. In Subsections 3.1 and 3.2 we studied the dependence of our results on this non-perturbative contribution and on the details of the b_* prescription, i.e. on b_{max} . We found that some kinematical configurations, similar to those of COMPASS or HERMES experiments for example, are completely dominated by these features. Therefore, in Subsection 3 we concluded that no matching can be achieved exploiting the Y-term which, being calculated in perturbative QCD, does not include any non-perturbative content.

To address this problem, we adopted a different matching prescription, Eq. (3.7), which takes into account (and include) all details of the non-perturbative behaviour. However, this method still presents several difficulties and remains largely unsatisfactory. In order to find the origin of these difficulties, we studied in detail the b_T behaviour of the perturbative Sudakov factor, in three different kinematical configurations. We found that in a COMPASS-like kinematical configuration the perturbative Sudakov exponential is larger than one, i.e. unphysical, over most of the b_T range. Therefore any resummation scheme would be inadequate in this case, and hardly applicable. Instead, for the other two kinematical configurations analyzed, $\exp[S_{pert}] > 1$ only on a limited range of b_T , thus not affecting the results in the q_T space. Nevertheless, even in these cases, the matching prescription of Eq. (3.7) does not work as the expansion $\exp[S_{pert}^{NLL}] \rightarrow 1 + S_{pert}^{FXO}$ turns out to be unreli-

able on a wide portion of the b_T space, so that the required condition $W^{FXO} \sim W^{NLL}$ at $q_T \sim Q$ is not fulfilled.

We noticed also that, at small b_T , the Sudakov factor does not converge to zero, as it should [17, 18]. We tested one of the available prescriptions to correct for this unphysical behaviour, Eq. (3.10), and we found that, for intermediate Q^2 values, the region of b_T modified by this correction is large enough to have an impact on the Sudakov factor, while at higher Q^2 its impact is totally negligible. Using all these recipes we find that, at intermediate HERA-like energies, the b_T variation of S_{pert} is limited, finally allowing for a successful expansion $\exp[S_{pert}^{NLL}] \rightarrow 1 + S_{pert}^{FXO}$. Consequently, we found a region in the q_T space where $W^{FXO} \sim W^{NLL}$: here a matching could be attempted.

However, the matching procedure of Eq. (3.7) is still affected by a number of difficulties. First of all, the condition $W^{FXO} \sim W^{NLL}$ is fulfilled when q_T is larger than Q , rather than $q_T \sim Q$ as one would have expected. Secondly, this procedure requires a second point of matching, at low q_T , where one should switch to W^{NLL} . One can choose (as we did) the point in which $W^{FXO} = d\sigma^{NLO}$, but this choice is totally arbitrary and is not supported by any physical motivation. Therefore, one can well wonder whether a direct switch from W^{NLL} to $d\sigma^{NLO}$ at smaller values of q_T could not be more appropriate [19]. Fig. 11 shows that this direct switch is actually possible at $q_T \sim 15$ GeV. This prescription is as unpredictable as the previous one, but indeed easier to implement.

Not surprisingly, the resummation scheme in b_T space with the b_* prescription, although successful in some kinematical configurations, has proven to be quite controversial and of difficult implementation, when it is stretched to the region of low Q^2 and/or large q_T . Therefore, other theoretical and phenomenological studies are required in order to find the appropriate description for these regions.

Indeed, being the non-perturbative details of such importance to the description of the cross section, the extension of our work to other methods applied in the literature to treat the non-perturbative part [3, 7, 16, 20, 21], deserves further studies.

We emphasize the importance of having experimental data available in order to test all the mechanisms developed in soft gluon resummation and study the non-perturbative aspects of the nucleon. It is essential to have (and analyze) data from HERA ($\sqrt{s} = 300$ GeV), Electron-Ion Collider ($\sqrt{s} = 20 - 100$ GeV), COMPASS ($\sqrt{s} = 17$ GeV), HERMES ($\sqrt{s} = 7$ GeV), and Jefferson Lab 12 ($\sqrt{s} = 5$ GeV). In particular, it will be very important to study experimental data on q_T distributions that span the region of low $q_T \ll Q$ up to the region of $q_T \sim Q$.

Acknowledgements

We thank M. Anselmino, J. Collins, J. Qiu, Z. Kang, P. Sun and F. Yuan for useful discussions. A.P. acknowledges support by the U.S. Department of Energy, Office of Science, Office of Nuclear Physics, under contract No. DE-AC05-06OR23177. M.B. and S.M. acknowledge support from the European Community under the FP7 ‘‘Capacities - Research

Infrastructure” program (HadronPhysics3, Grant Agreement 283286), and support from the “Progetto di Ricerca Ateneo/CS” (TO-Call3-2012-0103).

A Fixed order cross section

The NLO FXO cross section for SIDIS processes is obtained from Eq. (2.4) with the resummed W -term, expanded at first order in α_s , written in the following form

$$\begin{aligned}
W^{FXO}(x, z, b_T, Q) = & \sum_q e_q^2 \left\{ \left(1 + S^{(1)} - 4C_F \frac{\alpha_s(\mu_b)}{\pi} \right) f_q(x, \mu_b^2) D_q(z, \mu_b^2) \right. \\
& + \frac{\alpha_s(\mu_b)}{2\pi} \left(f_q(x, \mu_b^2) \left[C_F \int_z^1 \frac{dz'}{z'} \left((1-z') + 2 \ln z' \frac{1+z'^2}{1-z'} \right) D_q(z/z', \mu_b^2) \right. \right. \\
& + \left. \left. \left(z' + 2 \ln z' \frac{1+(1-z')^2}{z'} \right) D_g(z/z', \mu_b^2) \right] \right. \\
& + D_q(z, \mu_b^2) \left[\int_x^1 \frac{dx'}{x'} \left(C_F(1-x') f_q(x/x', \mu_b^2) \right. \right. \\
& \left. \left. + T_F x'(1-x') f_g(x/x', \mu_b^2) \right) \right] \left. \right\}, \tag{A.1}
\end{aligned}$$

where $S^{(1)}$ is the NLL Sudakov form factor

$$S^{(1)} = - \int_{\mu_b^2}^{Q^2} \frac{d\mu^2}{\mu^2} \frac{\alpha_s(\mu)}{\pi} \left(A^{(1)} \ln \left(\frac{Q^2}{\mu^2} \right) + B^{(1)} \right). \tag{A.2}$$

B Correspondence between CSS resummation and TMD evolution at first order in the strong coupling

The CSS resummation of Ref. [1] and the Collins TMD evolution scheme [9] are closely related. An obvious advantage of the scheme of Ref. [9] is that both TMD PDF and TMD FF are well defined operators, while the original Ref. [1] deals with the whole cross-section.

In this appendix we will briefly outline how the CSS main formula for the SIDIS cross section, Eq. (2.19), can be derived from the TMD evolution framework presented in Ref. [9]. Using TMD factorization the unpolarized SIDIS cross section can be written as:

$$\frac{d\sigma}{dx dy dz dq_T^2} = \pi z^2 H^2(Q; \mu) \int \frac{d^2 \mathbf{b}_T e^{i\mathbf{q}_T \cdot \mathbf{b}_T}}{(2\pi)^2} \left\{ \sum_j e_j^2 \tilde{F}_j(x, b_T, \mu, \zeta_F) \tilde{D}_j(z, b_T, \mu, \zeta_D) \right\} + Y, \tag{B.1}$$

where $H^2(Q; \mu)$ is a process dependent hard factor [9, 22]. Setting $\mu = Q$, we obtain:

$$H^2(Q; Q) = \sigma_0^{DIS} \left\{ 1 - \frac{\alpha_s(Q)}{\pi} (-4C_F) + \mathcal{O}(\alpha_s^2) \right\}. \tag{B.2}$$

The TMD PDF $\tilde{F}_q(x, b_T, Q, \zeta_F)$ is given by

$$\begin{aligned} \tilde{F}_j(x, b_T, Q, \zeta_F) &= \left(\frac{\sqrt{\zeta_F}}{\mu_b} \right)^{\tilde{K}(b_*, \mu_b)} \sum_j \int_x^1 \frac{d\hat{x}}{\hat{x}} \tilde{C}_{ji}^{in}(x/\hat{x}, b_*, \mu_b, \mu_b^2) f_i(\hat{x}, \mu_b) \\ &\times \exp \left\{ \int_{\mu_b}^Q \frac{d\mu}{\mu} \left(\gamma_F(\mu; 1) - \ln \left(\frac{\sqrt{\zeta_F}}{\mu} \right) \gamma_K(\mu) \right) \right\} \\ &\times \exp \left\{ -g_P(x, b_T) - g_K(b_T) \ln \left(\frac{\sqrt{\zeta_F}}{\sqrt{\zeta_{F0}}} \right) \right\}, \end{aligned} \quad (\text{B.3})$$

similarly, the TMD FF is

$$\begin{aligned} \tilde{D}_j(z, b_T, Q, \zeta_D) &= \left(\frac{\sqrt{\zeta_D}}{\mu_b} \right)^{\tilde{K}(b_*, \mu_b)} \sum_k \int_z^1 \frac{d\hat{z}}{\hat{z}^3} \tilde{C}_{kj}^{out}(z/\hat{z}, b_*, \mu_b, \mu_b^2) D_j(\hat{z}, \mu_b) \\ &\times \exp \left\{ \int_{\mu_b}^Q \frac{d\mu}{\mu} \left(\gamma_D(\mu; 1) - \ln \left(\frac{\sqrt{\zeta_D}}{\mu} \right) \gamma_K(\mu) \right) \right\} \\ &\times \exp \left\{ -g_H(z, b_T) - g_K(b_T) \ln \left(\frac{\sqrt{\zeta_D}}{\sqrt{\zeta_{D0}}} \right) \right\}. \end{aligned} \quad (\text{B.4})$$

Here $g_P(x, b_T)$, $g_H(z, b_T)$ and $g_K(b_T)$ are non-perturbative functions that correspond to intrinsic quark motion in the proton and the final hadron and to the universal function that describes non perturbative behaviour of soft gluon radiation. Rapidity divergence regulators, as explained in Ref. [9], ζ_F and ζ_D appear in the TMD PDF and FF to obtain a well defined operator definition. These regulators are such that $\zeta_F \zeta_D \approx Q^4$. In principle the cross section of Eq. (B.1) is independent of ζ_F and ζ_D , therefore one can conveniently choose $\zeta_F = \zeta_D \equiv Q^2$, and similarly $\zeta_{F0} = \zeta_{D0} = Q_0^2$.

The kernel \tilde{K} encodes the ζ dependence of TMDs, γ_K is the so-called cusp anomalous dimension [23] while γ_F , γ_D are the anomalous dimensions of \tilde{F} , \tilde{D} . We will use the first loop expressions of \tilde{K} , γ_K and γ_F from Refs. [9, 10]

$$\begin{aligned} \tilde{K}(b_T, \mu) &= -\frac{\alpha_s C_F}{\pi} \ln \left(\frac{\mu^2 b_T^2}{C_1^2} \right), \\ \gamma_K(\mu) &= 2 \frac{\alpha_s(\mu) C_F}{\pi}, \\ \gamma_D(\mu, \zeta/\mu^2) = \gamma_F(\mu, \zeta/\mu^2) &= \frac{\alpha_s(\mu) C_F}{\pi} \left(\frac{3}{2} - \ln \left(\frac{\zeta}{\mu^2} \right) \right), \end{aligned} \quad (\text{B.5})$$

and perform our comparison with CSS at one loop as well. One can easily check that:

$$\tilde{K}(b_*, \mu_b) \equiv 0 \quad (\text{B.6})$$

$$\int_{\mu_b}^Q \frac{d\mu}{\mu} \left(\gamma_F(\mu; 1) - \gamma_K(\mu) \ln \left(\frac{\sqrt{\zeta}}{\mu} \right) \right) = \int_{\mu_b}^Q \frac{d\mu}{\mu} \gamma_F(\mu; \zeta/\mu^2). \quad (\text{B.7})$$

Since $\zeta_F = \zeta_D \equiv Q^2$, we have:

$$\begin{aligned} \int_{\mu_b}^Q \frac{d\mu}{\mu} \gamma_F(\mu; Q^2/\mu^2) &= \int_{\mu_b}^Q \frac{d\mu}{\mu} \frac{\alpha_s(\mu) C_F}{\pi} \left(\frac{3}{2} - \ln \left(\frac{Q^2}{\mu^2} \right) \right) \\ &= -\frac{1}{2} \int_{\mu_b^2}^{Q^2} \frac{d\mu^2}{\mu^2} \frac{\alpha_s(\mu)}{\pi} \left(A^{(1)} \ln \left(\frac{Q^2}{\mu^2} \right) + B^{(1)} \right) \\ &= \frac{1}{2} S_{pert}(b_*, Q), \end{aligned} \quad (\text{B.8})$$

where $S_{pert}(b_T, Q)$ is the same perturbative Sudakov factor defined in the CSS scheme, Eq. (2.5), calculated at first order in α_s . The same expression holds for the integral of γ_D .

The Wilson coefficients in Eqs. (B.3) and (B.4) are always evaluated at the scales $\mu = \mu_b$ and $\zeta = \mu_b^2$, therefore their expressions simplify considerably:

$$\tilde{C}_{qq'}^{(0)\text{in}}(x, b_*, \mu_b, \mu_b^2) = \delta_{qq'} \delta(1-x) \equiv C_{qq'}^{(0)\text{in}}(x) \quad (\text{B.9})$$

$$\tilde{C}_{qq'}^{(0)\text{out}}(z, b_*, \mu_b, \mu_b^2) = \delta_{qq'} \delta(1-z) \equiv C_{qq'}^{(0)\text{out}}(z) \quad (\text{B.10})$$

$$\tilde{C}_{gq}^{(0)\text{out}}(z, b_*, \mu_b, \mu_b^2) = 0 \equiv C_{gq}^{(0)\text{out}}(z) \quad (\text{B.11})$$

$$\tilde{C}_{qg}^{(0)\text{in}}(x, b_*, \mu_b, \mu_b^2) = 0 \equiv C_{qg}^{(0)\text{in}}(x) \quad (\text{B.12})$$

and

$$\tilde{C}_{qq'}^{(1)\text{in}}(x, b_*, \mu_b, \mu_b^2) = \delta_{qq'} \frac{C_F}{2} \{ (1-x) \} \equiv C_{qq'}^{(1)\text{in}}(x) + \delta_{qq'} 2C_F \delta(1-x) \quad (\text{B.13})$$

$$\tilde{C}_{qq'}^{(1)\text{in}}(x, b_*, \mu_b, \mu_b^2) = T_F [x(1-x)] \equiv C_{qq'}^{(1)\text{in}}(x) \quad (\text{B.14})$$

$$\begin{aligned} \tilde{C}_{qq'}^{(1)\text{out}}(z, b_*, \mu_b, \mu_b^2) &= \delta_{qq'} \frac{C_F}{2z^2} \left\{ (1-z) + 2 \ln(z) \left[\frac{1+z^2}{1-z} \right] \right\} \\ &\equiv \frac{1}{z^2} \tilde{C}_{qq'}^{(1)\text{out}}(z) + \frac{1}{z^2} \delta_{qq'} 2C_F \delta(1-z) \end{aligned} \quad (\text{B.15})$$

$$\tilde{C}_{gq}^{(1)\text{out}}(z, b_*, \mu_b, \mu_b^2) = \frac{C_F}{2z^2} \left\{ z + 2 \ln(z) \frac{1+(1-z)^2}{z} \right\} \equiv \frac{1}{z^2} C_{gq}^{(1)\text{out}}(z). \quad (\text{B.16})$$

By defining

$$S_{NP} = -g_P(x, b_T) - g_H(z, b_T) - 2g_K(b_T) \ln \left(\frac{Q}{Q_0} \right), \quad (\text{B.17})$$

and making use of Eqs. (B.2)-(B.4) and (B.6)-(B.8) we can rewrite Eq. (B.1) as:

$$\frac{d\sigma}{dx dy dz dq_T^2} = \pi \sigma_0^{DIS} \int_0^\infty \frac{db_T b_T}{(2\pi)} J_0(q_T b_T) W^{TMD}(x, z, b_*, Q) \exp[S_{NP}(x, z, b_T, Q)] + Y, \quad (\text{B.18})$$

where

$$\begin{aligned} W^{TMD}(x, z, b_*, Q) &= \left\{ 1 - \frac{\alpha_s(Q)}{\pi} (-4C_F) \right\} \exp[S_{pert}(b_T, Q)] \\ &\times \sum_j e_j^2 \sum_{i,k} \left[\tilde{C}_{ji}^{\text{in}} \otimes f_i(x, \mu_b^2) \right] \left[\left(\tilde{C}_{kj}^{\text{out}} z^2 \right) \otimes D_k(z, \mu_b^2) \right]. \end{aligned} \quad (\text{B.19})$$

The symbol \otimes stands for the usual convolution defined in Eq. (2.8). Notice that in Eq. B.19 we use the identity:

$$\begin{aligned} \int_z^1 \frac{d\hat{z}}{\hat{z}^3} \tilde{C}^{out}(z/\hat{z}) D(\hat{z}) &= \int_z^1 \frac{d\hat{z}}{\hat{z}} C(z/\hat{z}) \frac{D(\hat{z})}{\hat{z}^2} = \left[\tilde{C}^{out} \otimes \frac{D(z)}{z^2} \right] \\ &= \frac{1}{z^2} \int_z^1 \frac{d\hat{z}}{\hat{z}} \frac{z^2}{\hat{z}^2} C(z/\hat{z}) D(\hat{z}) = \frac{1}{z^2} \left[(\tilde{C}^{out} z^2) \otimes D(z) \right]. \end{aligned} \quad (\text{B.20})$$

Finally substituting Eqs. (B.9)-(B.16) in Eq. (B.19), and neglecting terms of order α_s^2 in the product between the convolutions and the hard factor H , we have

$$\begin{aligned} W^{TMD}(x, z, b_*, Q) &\simeq \exp[S_{pert}(b_T, Q)] \\ &\times \sum_j e_j^2 \sum_{i,k} C_{ji}^{in} \otimes f_i(x, \mu_b^2) C_{kj}^{out} \otimes D_k(z, \mu_b^2) + \mathcal{O}(\alpha_s^2), \end{aligned} \quad (\text{B.21})$$

which corresponds to the resummed cross section W^{SIDIS} of Eq. (2.4), calculated up to first order in α_s in the Wilson coefficients and the Sudakov form factor. Therefore, the difference between the TMD formalism of Ref. [9] and the original CSS scheme of Ref. [1] is of higher order in perturbative theory.

References

- [1] J. C. Collins, D. E. Soper, and G. F. Sterman, *Transverse Momentum Distribution in Drell-Yan Pair and W and Z Boson Production*, *Nucl.Phys.* **B250** (1985) 199.
- [2] C. Balazs and C. Yuan, *Soft gluon effects on lepton pairs at hadron colliders*, *Phys.Rev.* **D56** (1997) 5558–5583, [[hep-ph/9704258](#)].
- [3] J.-w. Qiu and X.-f. Zhang, *Role of the nonperturbative input in QCD resummed Drell-Yan Q_T distributions*, *Phys.Rev.* **D63** (2001) 114011, [[hep-ph/0012348](#)].
- [4] F. Landry, R. Brock, P. M. Nadolsky, and C. Yuan, *Tevatron Run-1 Z boson data and Collins-Soper-Sterman resummation formalism*, *Phys.Rev.* **D67** (2003) 073016, [[hep-ph/0212159](#)].
- [5] A. V. Konychev and P. M. Nadolsky, *Universality of the Collins-Soper-Sterman nonperturbative function in gauge boson production*, *Phys.Lett.* **B633** (2006) 710–714, [[hep-ph/0506225](#)].
- [6] P. M. Nadolsky, D. Stump, and C. Yuan, *Semiinclusive hadron production at HERA: The Effect of QCD gluon resummation*, *Phys.Rev.* **D61** (2000) 014003, [[hep-ph/9906280](#)].
- [7] Y. Koike, J. Nagashima, and W. Vogelsang, *Resummation for polarized semi-inclusive deep-inelastic scattering at small transverse momentum*, *Nucl.Phys.* **B744** (2006) 59–79, [[hep-ph/0602188](#)].
- [8] P. Sun, J. Isaacson, C. P. Yuan, and F. Yuan, *Universal Non-perturbative Functions for SIDIS and Drell-Yan Processes*, [arXiv:1406.3073](#).
- [9] J. Collins, *Foundations of perturbative QCD*. Cambridge University Press, 2011.
- [10] S. M. Aybat and T. C. Rogers, *TMD Parton Distribution and Fragmentation Functions with QCD Evolution*, *Phys.Rev.* **D83** (2011) 114042, [[arXiv:1101.5057](#)].

- [11] C. Davies and W. J. Stirling, *Nonleading Corrections to the Drell-Yan Cross-Section at Small Transverse Momentum*, *Nucl.Phys.* **B244** (1984) 337.
- [12] A. Martin, W. Stirling, R. Thorne, and G. Watt, *Parton distributions for the LHC*, *Eur.Phys.J.* **C63** (2009) 189–285, [[arXiv:0901.0002](#)].
- [13] D. de Florian, R. Sassot, and M. Stratmann, *Global analysis of fragmentation functions for pions and kaons and their uncertainties*, *Phys. Rev.* **D75** (2007) 114010, [[hep-ph/0703242](#)].
- [14] H. Kawamura, J. Kodaira, and K. Tanaka, *Transversely Polarized Drell-Yan Process and Soft Gluon Resummation in QCD*, *Prog.Theor.Phys.* **118** (2007) 581–656, [[arXiv:0709.1752](#)].
- [15] P. M. Nadolsky, *Multiple parton radiation in hadroproduction at lepton hadron colliders*, [hep-ph/0108099](#).
- [16] R. K. Ellis and S. Veseli, *W and Z transverse momentum distributions: Resummation in q_T space*, *Nucl.Phys.* **B511** (1998) 649–669, [[hep-ph/9706526](#)].
- [17] S. Frixione, P. Nason, and G. Ridolfi, *Problems in the resummation of soft gluon effects in the transverse momentum distributions of massive vector bosons in hadronic collisions*, *Nucl.Phys.* **B542** (1999) 311–328, [[hep-ph/9809367](#)].
- [18] G. Altarelli, R. K. Ellis, M. Greco, and G. Martinelli, *Vector Boson Production at Colliders: A Theoretical Reappraisal*, *Nucl.Phys.* **B246** (1984) 12.
- [19] P. B. Arnold and R. P. Kauffman, *W and Z production at next-to-leading order: From large $q(t)$ to small*, *Nucl.Phys.* **B349** (1991) 381–413.
- [20] A. Kulesza and W. J. Stirling, *Sudakov logarithm resummation in transverse momentum space for electroweak boson production at hadron colliders*, *Nucl.Phys.* **B555** (1999) 279–305, [[hep-ph/9902234](#)].
- [21] G. Bozzi, S. Catani, D. de Florian, and M. Grazzini, *Transverse-momentum resummation and the spectrum of the Higgs boson at the LHC*, *Nucl.Phys.* **B737** (2006) 73–120, [[hep-ph/0508068](#)].
- [22] S. Aybat and T. Rogers, *TMD-Factorization, Factorization Breaking and Evolution*, [arXiv:1107.3973](#).
- [23] G. Korchemsky and A. Radyushkin, *Renormalization of the Wilson Loops Beyond the Leading Order*, *Nucl.Phys.* **B283** (1987) 342–364.