

Simultaneous Acceleration of Protons and Electrons at Nonrelativistic Quasiparallel Collisionless Shocks

Jaehong Park, Damiano Caprioli, & Anatoly Spitkovsky¹

¹*Department of Astrophysical Sciences, Princeton University, Princeton, NJ 08544, USA*

(Dated: December 7, 2024)

We study diffusive shock acceleration (DSA) of protons and electrons at nonrelativistic, high Mach number, quasiparallel, collisionless shocks by means of self-consistent 1D particle-in-cell simulations. For the first time, both species are found to develop power-law distributions with the universal spectral index -4 in momentum space, in agreement with the prediction of DSA. We find that scattering of both protons and electrons is mediated by right-handed circularly polarized waves excited by the current of energetic protons via non-resonant hybrid (Bell) instability. Protons are injected into DSA after a few gyro-cycles of shock drift acceleration (SDA), while electrons are first pre-heated via SDA, then energized via a hybrid acceleration process that involves both SDA and Fermi-like acceleration mediated by Bell waves, before eventual injection into DSA. Using the simulations we can measure the electron/proton ratio in accelerated particles, which is of paramount importance for explaining the cosmic ray fluxes measured at Earth and the multi-wavelength emission of astrophysical objects such as supernova remnants, radio supernovae, and galaxy clusters. We find the normalization of electron power-law is $\lesssim 10^{-2}$ that of the ions for strong nonrelativistic shocks.

PACS numbers:

Introduction.— Diffusive shock acceleration (DSA) [e.g., 1, 2] at supernova remnant (SNR) shocks is widely regarded as the mechanism responsible for the acceleration of Galactic cosmic rays (CRs) up to $E \sim 10^{17}$ eV. The presence of multi-TeV electrons and ions is also revealed through copious broadband non-thermal emission from SNRs. In DSA, particles gain energy by repeatedly scattering across the shock, increasing their energy as if being squeezed between two converging walls. Their final momentum distribution $f(p)$ is a universal power-law whose spectral index depends on the shock hydrodynamics: for strong shocks, the compression ratio $r \rightarrow 4$ and $f(p) \propto p^{-3r/(r-1)} \propto p^{-4}$.

One of the most important questions in CR physics is how particles are extracted from the thermal pool to be accelerated to relativistic energies, i.e., how particles are injected into DSA. Recent hybrid simulations of high Mach number shocks [3, 6] showed that in shocks propagating in the direction quasiparallel to the background magnetic field, protons are injected after having been specularly reflected at the shock potential barrier and energized via shock drift acceleration (SDA) up to injection momentum $p_{\text{inj}} \approx 2.3m_p v_{\text{sh}}$, where m_p is the proton mass and v_{sh} is the shock velocity. After this, the ions begin to diffuse around the shock. Achieving such a p_{inj} is much more difficult for electrons, as their initial momentum is a factor of m_p/m_e smaller; therefore, it is natural to expect a preferential injection of ions over electrons. Indeed, the electron/proton ratio in accelerated particles, K_{ep} , is consistently inferred to be much smaller than one. Direct detection of CRs at Earth results in $K_{\text{ep}} \approx 0.01$ around 10 GeV, where solar modulation and electron radiative losses are negligible [e.g., 7], while multi-wavelength observations of young SNRs

suggest $K_{\text{ep}} \approx 10^{-3}$ or less [see, e.g., 8, 17].

Understanding electron injection requires a self-consistent calculation of the electromagnetic shock structure along with the dynamics of both ions and electrons, which can be achieved only with kinetic simulations that can capture the non-linear interplay between energetic particles and self-generated fields over a broad range of time and length scales. Although several simulation studies have already reported non-thermal particle acceleration in diverse collisionless shock environments [e.g., 9, 15], first principles simulations have never shown simultaneous DSA of both protons and electrons in non-relativistic collisionless shocks; consequently, K_{ep} has never been measured in ab-initio simulations.

In this Letter, we report on the use of large particle-in-cell (PIC) simulations to study both proton and electron acceleration in nonrelativistic, quasiparallel, strong shocks relevant for young SNRs, demonstrating for the first time the formation of universal $\propto p^{-4}$ DSA spectra for both species. We also characterize electron injection, outlining the crucial role of the nonresonant modes excited by the ion-driven Bell instability [12] in shaping the shock dynamics and in regulating particle scattering, and measure the electron/proton ratio in energetic particles. Finally, we discuss the application of our findings to the phenomenology of radio-SNe and young SNRs.

PIC Simulations.— We use parallel electromagnetic PIC code TRISTAN-MP [10, 11] to simulate collisionless shocks. We send a nonrelativistic, supersonic, super-Alfvénic, electron-proton plasma flow with velocity v_u against a reflecting wall placed at $x = 0$; the interaction between incoming and reflected flows produces a shock moving along x (to the right in figures); therefore, the shock is modeled in the downstream frame. The com-

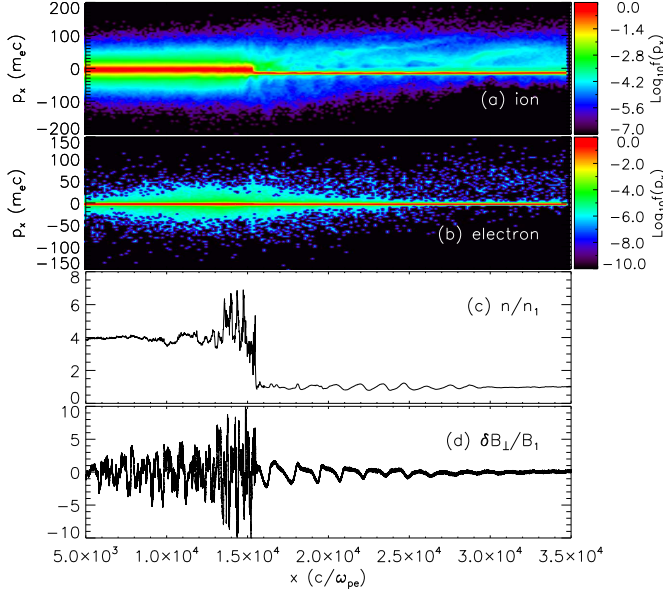


FIG. 1: (color online) Proton (a) and electron (b) $x - p_x$ phase space distributions for $f(p_x)$, density profile (c), and transverse magnetic field (d) at $t = 4.6 \times 10^5 \omega_{pe}^{-1}$ for a shock with $v_u = 0.1c$, $\vartheta = 30^\circ$, and $m_p/m_e = 100$. Energetic protons and electrons diffuse ahead of the shock, amplifying the upstream magnetic field.

putational box is 1D along x , with all components of fields and velocities retained. In order to save computational resources, the box is enlarged to $\sim 4 \times 10^5$ cells by expanding the right boundary as simulation proceeds. The resolution is 10 cells per electron skin depth c/ω_{pe} , where c is the speed of light and $\omega_{pe} = \sqrt{4\pi n e^2/m_e}$ is the electron plasma frequency (e and n being the electric charge and number density); the time step is $\Delta t = 0.045 \omega_{pe}^{-1}$. We use 200 particles per cell per species, with a reduced proton-to-electron mass ratio $m_p/m_e = 100$. Electrons and protons are initially in thermal equilibrium, i.e., $T_e = T_p = 1.12 \times 10^{-3} m_e c^2 = 1.12 \times 10^{-3} m_p v_u^2$, and $v_u = 0.1c$. The sonic and Alfvénic Mach numbers are $M_s \equiv v_{sh}/\sqrt{T_p/m_p} = 40$ and $M_A \equiv v_{sh}/v_A = 20$, where $v_{sh} \equiv v_u r/(r-1)$ is the upstream flow speed in the shock rest frame and $v_A \equiv B_1/\sqrt{4\pi n m_p}$ is the Alfvén speed in the initial magnetic field $\mathbf{B}_1 = B_1(\cos \vartheta \mathbf{x} + \sin \vartheta \mathbf{y})$, with $\vartheta = 30^\circ$. To improve performance, we also implemented dynamical load balancing that repartitions the domain and particles amongst CPUs to even out the load.

Bell Instability.— Fig. 1 shows the proton (a) and the electron (b) $x - p_x$ phase space distribution for $f(p_x)$ at the end of our simulation at $t \simeq 4.6 \times 10^5 \omega_{pe}^{-1} \approx 310 \Omega_{cp}^{-1}$, where $\Omega_{cp} \equiv e B_1/m_p c$ is the proton cyclotron frequency. The streaming energetic protons and electrons are prominent in the upstream region ($x > 1.55 \times 10^4 c/\omega_{pe}$). The density is compressed by the expected factor of 4 at the shock (Fig. 1c). The super-Alfvénic streaming of en-

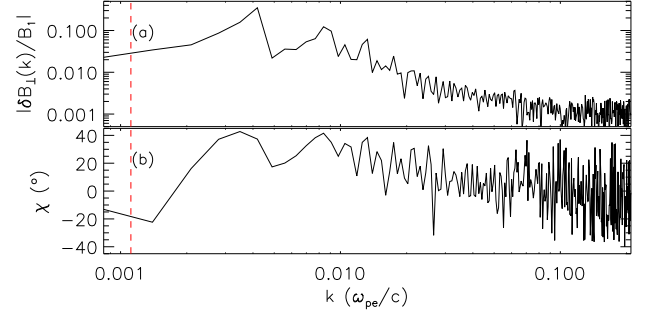


FIG. 2: (color online) (a) Spectral distribution of the perpendicular magnetic field, $\delta B_\perp/B_1$, in the shock precursor. (b) Polarization angle $\chi(k)$, where $\chi = +(-)45^\circ$ corresponds to right-(left)-handed circularly polarized modes. The red dashed line indicates the inverse of the mean CR gyro-radius.

ergetic protons excites magnetic turbulence in the upstream via the fast non-resonant (Bell) instability [see e.g., 12, 13]. Fig. 1(d) shows the self-generated magnetic field, i.e., the field component δB_\perp transverse to \mathbf{B}_1 : the magnetic field is amplified by a factor of ~ 2 in a region of width $\sim 5 \times 10^3 c/\omega_{pe}$ upstream of the shock (shock precursor), in agreement with the saturation level $\delta B_\perp/B_1 \sim M_A \sqrt{\eta v_{sh}/c}$ of the Bell instability [e.g., 13].

To assess the nature of the excited modes, we performed Fourier analysis of δB_\perp in the precursor (Fig. 2a), finding that the wave spectral energy density peaks at wave-number $k_{\max} = 4 \times 10^{-3} \omega_{pe}/c > k_{\text{res}}$, where $k_{\text{res}} \equiv 1/\rho_{CR} \simeq 1.1 \times 10^{-3} \omega_{pe}/c$ is the wavenumber resonant with protons that contribute to the CR current (red dashed line in Fig. 2a). More precisely, the relevant CR gyro-radius, ρ_{CR} , is calculated by averaging over the distribution of non-thermal protons in the far upstream ($x > 3 \times 10^4 c/\omega_{pe}$), where the Bell instability is triggered [4]. Fig. 2(b) shows the polarization angle $\chi \equiv \sin^{-1}(V/I)/2$, where I and V are the Stokes parameters [14] for the two transverse magnetic field components in k -space. Since $\chi = +(-)45^\circ$ corresponds to a right-(left)-handed circularly polarized waves, we conclude that modes with $k = k_{\max}$ are indeed non-resonant Bell modes, while the mode at $k = 1/\rho_{CR}$ is the resonant left-handed proton-cyclotron mode. We note that short-wavelength, right-handed Bell modes are, on the one hand, ineffective at disrupting the ion current, which allows the generated turbulence to grow to nonlinear levels [4], and, on the other hand, very effective at scattering electrons, which can easily meet the cyclotron resonance criterion $k_{\max} \rho_e \sim 1$.

Proton and Electron Acceleration.— In order to illustrate how protons and electrons achieve non-thermal energies, we tracked individual particles along their space-time trajectories. In Fig. 3, we follow two protons (a-d)

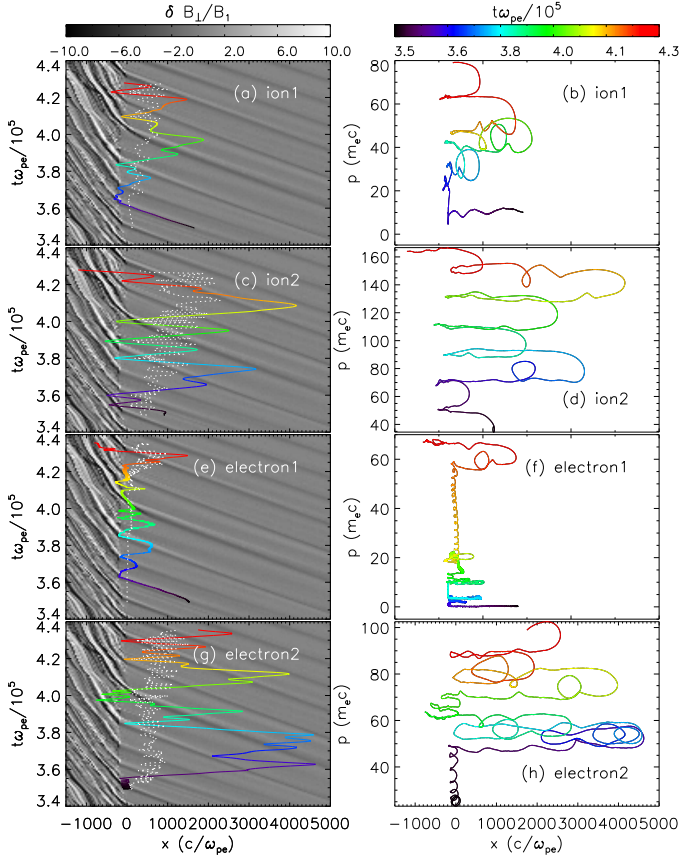


FIG. 3: (color online) Trajectories of individual protons (a-d) and electrons (e-h) in the $x-t$ and $x-p$ spaces (left and right columns). The gray-scale colormap and the color code indicate the amplified magnetic field $\delta B_{\perp}/B_1$ and time, as in the legends. The distance between $x=0$ (shock location) and the dotted line corresponds to the particle gyro-radius.

and two electrons (e-h) over the time interval $3.4 \times 10^5 < \omega_{pe} t < 4.4 \times 10^5$. Panels in the left column show the particle trajectories in the $x-t$ plane (color lines), on top of the map of amplified magnetic field, $\delta B_{\perp}/B_1$ (grey scale), while panels to the right illustrate the momentum evolution along the particle trajectories; positions are in the shock rest frame, and p is calculated in the simulation frame. As a reference, the instantaneous particle gyro-radius is also visualized as the distance between $x - x_{sh} = 0$ and the white dotted line in the left panels. Panels (a-b) depict a proton with initial momentum $p = 10m_e c (= 0.1m_p c = m_p v_u)$ that encounters the shock at $t \approx 3.62 \times 10^5 \omega_{pe}^{-1}$, gains energy in a few gyro-cycles of SDA around $t \approx 3.7 \times 10^5 \omega_{pe}^{-1}$, and finally enters DSA at $t \approx 3.9 \times 10^5 \omega_{pe}^{-1}$ (note the displacement from the shock larger than one gyro-radius); when the ion is injected into DSA, its momentum is $p_{inj} \approx 3m_p v_u = 30m_e c$, consistent with the model of injection from hybrid simulations in Ref. [6]. In Fig. 3(c-d), a proton which has already been injected is shown to cross the shock front several

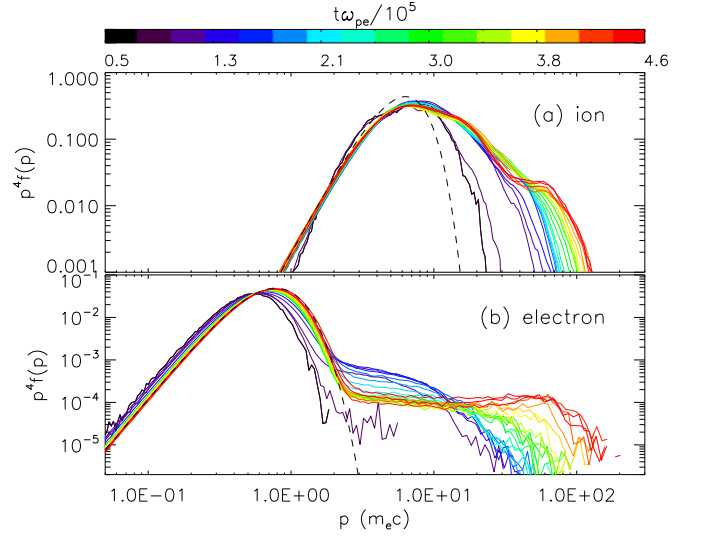


FIG. 4: (color online) Evolution of the momentum distributions for (a) protons and (b) electrons in the downstream. The dashed lines are thermal fitting with Maxwellian distributions.

times, gaining energy when it undergoes head-on collisions against upstream waves (since the simulation frame is the downstream frame, post-shock reflection does not increase the particle energy); ion diffusion length, i.e., its maximum displacement from the shock, is now larger than the gyro-radius.

Electron acceleration proceeds in a different way. In Fig. 3(e-f) we follow an initially cold electron that, after being reflected off the shock at $t \approx 3.65 \times 10^5 \omega_{pe}^{-1}$ because of magnetic mirroring [e.g., 18], remains trapped between the shock front and the nearest upstream wave until $t \approx 4.25 \times 10^5 \omega_{pe}^{-1}$. At each interaction with the shock, the electron may undergo a new cycle of SDA, which results in vigorous energy gain. This *hybrid* (SDA+scattering on Bell waves) acceleration process is rather fast: in less than $8 \times 10^4 \omega_{pe}^{-1} \simeq 50 \Omega_{cp}^{-1}$ electrons increased their energy by a factor of more than 10^4 (from $5 \times 10^{-3} m_e c^2$ to $60 m_e c^2$). Guo *et al.* studied the physics of a similar process for quasiperpendicular shocks [§4.2.3 in Ref. 15], in which the upstream confinement is provided by electron-induced firehose modes [16] rather than by ion-induced Bell modes. In our longer simulations, we find that this hybrid acceleration transitions to standard DSA when, at $t = 3.55 \times 10^5 \omega_{pe}^{-1}$, the electron achieves a momentum $p_{inj} \sim 50m_e c$ (Fig. 3g,h). Note that in this stage electrons diffuse into the upstream for more than one gyro-radius, gaining energy when they reverse their motion and not at the shock transition. From other electron trajectories (not shown here), we observe that the typical momentum needed for injection into DSA spans the range $p \approx 30 - 100m_e c$, comparable with the typical ion injection momentum $p \approx 3m_p v_u = 30m_e c$ [6].

Proton and Electron Spectra.— Fig. 4 shows the time evolution of the proton and electron momentum distributions in a region $2000c/\omega_{pe}$ behind the shock, multiplied by p^4 to emphasize the scaling with the expected universal DSA spectrum at strong shocks. The dashed lines represent the fitting with thermal (Maxwellian) distributions with almost the same temperature for both electrons and ions ($T \approx 0.12m_e c^2 = 0.12m_p v_u^2$), attesting to very effective thermal equilibration between the two species. The maximum energy of each species increases with time, and both species develop power-law distributions $\propto p^{-4}$ after $t \approx 4 \times 10^5 \omega_{pe}^{-1} \simeq 268 \Omega_{cp}^{-1}$, in remarkable agreement with the DSA prediction. Very interestingly, electrons show the typical DSA slope even in the range of momenta where they undergo hybrid acceleration ($2.5 \lesssim p/m_e c \lesssim 30$), which is likely a manifestation of the fact that the balance between energy gain and escape probability per cycle of hybrid acceleration is more similar to DSA than to SDA [1].

Electron/Proton Acceleration Efficiency.— A very important quantity that can be measured in our simulations is the non-thermal electron-to-proton ratio, defined by $K_{ep} \equiv f_e(p)/f_p(p)$, for $p \gtrsim p_{inj}$. Since electron and proton CR distributions have the same spectral index, K_{ep} is independent of p . From Fig. 4 we infer $K_{ep} \approx 3.8 \times 10^{-3}$ for our reference case with $m_p/m_e = 100$ and $v_u/c = 0.1$.

Since K_{ep} may be affected by the reduced proton-to-electron mass ratio, we performed additional simulations to investigate such a dependence. With all the other shock parameters left unchanged, we find $K_{ep} \approx 5.5 \times 10^{-3}$ for $m_p/m_e = 400$. We interpret such a marginal increase from $m_p/m_e = 100$ to $m_p/m_e = 400$ as due to post-shock thermal electrons becoming trans-relativistic when sharing the ion temperature. Extrapolating such a trend to the realistic mass ratio would lead to $K_{ep} \lesssim 0.01$. Such a shock velocity is relevant for fast shocks in radio-SNe [e.g. 19], i.e., radio-bright extragalactic SNe observed a few days to a year after explosion.

We have also investigated the case of lower shock velocities relevant for young Galactic SNRs (such as Tycho, Cas A, SN1006, Kepler, etc.), whose blast waves travel at $v_u \sim 0.01 - 0.02c$. For $v_u/c = 0.05$ and $m_p/m_e = 100$ we find $K_{ep} = 1.2 \times 10^{-3}$, a value a factor of ~ 3 smaller than for $v_u/c = 0.1$, which implies that K_{ep} is roughly proportional to v_{sh}/c . The extrapolation to the case of young SNRs in both mass ratio and shock velocity suggests that the CR electron/proton ratio should be in the range $K_{ep} \approx 1 - 3 \times 10^{-3}$, in good agreement with the value $K_{ep} \approx 1.6 \times 10^{-3}$ inferred from a multi-wavelength analysis of Tycho’s SNR [17], and only a factor of few different from the K_{ep} measured at Earth around 10 GeV. Quite interestingly, our results suggest that such a ratio in Galactic CRs may be accounted for if the bulk of CRs are accelerated during the early stages of the SNR evolution, when the shock is quite fast. Nevertheless, even if the quoted values of K_{ep} seem not to vary at later times

in our simulations, an extended analysis of the space of the shock parameters (M_A , β , ϑ , in addition to m_p/m_e and v_{sh}) is needed to cover the vast non-thermal phenomenology of radio SNe and SNRs.

Conclusions.— We studied proton and electron acceleration in non-relativistic high Mach number ($M_A = 20$) quasi-parallel ($\vartheta = 30^\circ$) shocks using 1D particle-in-cell simulations, attesting for the first time the simultaneous DSA of both species, which leads to the development of the universal power-law momentum distributions $\propto p^{-4}$. Protons are efficiently accelerated at quasi-parallel shocks [3] and, for high M_A , excite the non-resonant (Bell) streaming instability [4, 12]. Strong Bell modes enable electron acceleration by making the shock locally oblique, which allows a large pitch angle for mirror reflection, and by providing small-wavelength, right-handed modes that enhance their scattering, facilitating their rapid return to the shock. Protons are injected into DSA after a few gyro-cycles of SDA, while electrons are first pre-heated via SDA, and then enter a hybrid stage in which they are effectively scattered by the upstream Bell waves and rapidly sent back to the shock for more SDA cycles. They enter DSA when their momentum is comparable to the ion injection momentum, $p_{inj} \sim 3m_p v_u$.

From our simulations, the CR electron-to-proton ratio is inferred to be $K_{ep} \approx 10^{-3} - 10^{-2}$ for $v_u/c \approx 0.02 - 0.1$, close to the values observed in young Galactic SNRs [e.g., 17] and in the CR fluxes measured at Earth. The lower electron acceleration efficiency is due to the additional cycles of hybrid acceleration that electrons have to undergo to reach the injection momentum, and the probability of loss at each shock encounter.

The amplification of the upstream magnetic field by ion-induced instabilities allows us to solve an apparent discrepancy between PIC simulations and SNR observations. Previous investigations have shown proton DSA to be efficient only at quasi-parallel high Mach number shocks, and electron energization occurring only at quasi-perpendicular shocks [15, 20]. Our simulations, along with the characterization of excited modes as Bell modes (and not Alfvén modes, as in [9]), allow us to provide a self-consistent interpretation of the simultaneous acceleration of ions and electrons as a function of magnetic inclination. As demonstrated in detail by hybrid simulations [3], ion DSA is only possible for quasi-parallel shocks, as quasi-perpendicular shocks do not reflect ions into the upstream in the absence of large pre-existing turbulence. However, shocks of all inclinations seem to reflect electrons into the upstream. Whether these electrons return to participate in DSA, depends on the presence of upstream turbulence. We show that ion driven waves in quasi-parallel shocks are effective at trapping electrons. Recently, Guo *et al.* [16] showed that, for quasiperpendicular shocks propagating in high- β plasmas ($\beta \equiv 2M_A^2/M_s^2$), pre-accelerated electrons go upstream and excite low-amplitude waves, which may occasionally

act as scattering agents and cause electron pitch angle diffusion. At the moment, no PIC simulations of initially quasi-perpendicular shocks show conclusive evidence of electron DSA, although we expect this is just a matter of insufficient simulation size. We conjecture that perpendicular shocks should be able to generate electron-driven upstream turbulence that will eventually lead to electron DSA. As a function of magnetic inclination, then, the quasi-parallel shocks should be efficient at both the electron and ion acceleration, while quasi-perpendicular shocks should show less efficient electron acceleration, with no ion acceleration. Future simulations will allow us to quantify these relative efficiencies for comparison with SNR observations, where obliquity of shocks can be measured with radio polarization.

This research was supported by NASA (grant NNX14AQ34G to DC) and Simons Foundation (grants 267233 and 291817 to AS), and facilitated by Max-Planck/Princeton Center for Plasma Physics. Simulations were performed on computational resources provided by Princeton High-Performance Computing Center, by NERSC (supported by the Office of Science of the U.S. Department of Energy under Contract No. DE-AC02-05CH11231), and by XSEDE (allocation No. TG-AST100035).

[1] A. R. Bell, *Mon. Not. R. Astron. Soc.* **182**, 147 (1978)
 [2] R. D. Blandford and J. P. Ostriker, *Astrophys. J.* **221**, L29 (1978)

[3] D. Caprioli and A. Spitkovsky, *Astrophys. J.* **783**, 91 (2014)
 [4] D. Caprioli and A. Spitkovsky, *Astrophys. J.* **794**, 46 (2014)
 [5] D. Caprioli and A. Spitkovsky, *Astrophys. J.* **794**, 47 (2014)
 [6] D. Caprioli, A. R. Pop, and A. Spitkovsky, arXiv:1409.8291 (2014)
 [7] P. Picozza et al., *J. Phys.: Conf. Ser.* **409** 012003 (2013)
 [8] H. J. Völk, E. G. Berezhko and L. T. Ksenofontov, *Astron. Astrophys.* **433**, 229 (2005)
 [9] T. N. Kato, arXiv:1407.1971 (2014)
 [10] O. Buneman, *Computer Space Plasma Physics* (Tokyo: Terra Scientific) (1993)
 [11] A. Spitkovsky, *Astrophysical Sources of High Energy Particles and Radiation in AIP Conf. Proc.* 801, ed. T. Bulik, B. Rudak, and G. Madejski (Melville, NY: AIP), 345 (2005)
 [12] A. R. Bell, *Mon. Not. R. Astron. Soc.*, **353**, 550 (2004)
 [13] E. Amato and P. Blasi, *Mon. Not. R. Astron. Soc.* **392**, 1591 (2009)
 [14] G. B. Rybicki and A. P. Lightman, *Radiative Processes in Astrophysics* (New York: Wiley) (1979)
 [15] X. Guo, L. Sironi, and R. Narayan, *Astrophys. J.*, **794**, 153 (2014)
 [16] X. Guo, L. Sironi, and R. Narayan, *Astrophys. J.*, **797**, 47 (2014)
 [17] G. Morlino and D. Caprioli, *Astron. Astrophys.*, **538**, A81 (2012)
 [18] L. Ball, and D. B. Melrose, *PASA*, **18**, 361 (2001)
 [19] R. A. Chevalier and C. Fransson, *Astrophys. J.*, **651**, 381 (2006)
 [20] M. A. Riquelme and A. Spitkovsky, *Astrophys. J.*, **733**, 63 (2011)