

THE TEARING MODE INSTABILITY OF THIN CURRENT SHEETS: THE TRANSITION TO FAST RECONNECTION IN THE PRESENCE OF VISCOSITY

ANNA TENERANI

Jet Propulsion Laboratory, California Institute of Technology, Pasadena, CA

ANTONIO FRANCO RAPPAZZO
Advanced Heliophysics, Pasadena, CAMARCO VELLI
EPSS, UCLA, Los Angeles, CA

AND

FULVIA PUCCI
Università degli studi di Roma Tor Vergata, Rome, Italy
Draft version May 2, 2019

Abstract

This paper studies the growth rate of reconnection instabilities in thin current sheets in the presence of both resistivity and viscosity. In a previous paper, *Pucci and Velli* (2014), it was argued that at sufficiently high Lundquist number S it is impossible to form current sheets with aspect ratios L/a which scale as $L/a \sim S^\alpha$ with $\alpha > 1/3$ because the growth rate of the tearing mode would then diverge in the ideal limit $S \rightarrow \infty$. Here we extend their analysis to include the effects of viscosity, (always present in numerical simulations along with resistivity) and which may play a role in the solar corona and other astrophysical environments. A finite Prandtl number allows current sheets to reach larger aspect ratios before becoming rapidly unstable in pile-up type regimes. Scalings with Lundquist and Prandtl numbers are discussed as well as the transition to kinetic reconnection.

1. INTRODUCTION

Current sheets are generically unstable to resistive reconnecting instabilities, the archetype of which is the tearing mode (*Furth et al.* 1963). In the tearing mode instability the fastest growing perturbations have wavelengths along the current sheet which are much greater than the thickness of the sheet itself, identified with the shear scale-length of the equilibrium magnetic field. Magnetic islands develop in a small region around the neutral line (or, more generally, for a current sheet with a non-vanishing axial field, on surfaces where the wave vector is such that $\mathbf{k} \cdot \mathbf{B}_0 = 0$) and grow on time scales intermediate between the diffusion time scale of the equilibrium and the Alfvén time scale as measured on the current sheet thickness.

Though the tearing mode has been studied extensively over the past decades, its role in triggering fast magnetic energy release and current sheet disruption has attracted recent research focusing on the stability of thin current sheets, starting from the Sweet-Parker steady state reconnecting configuration (which is found to be unstable to the plasmoid instability (*Loureiro et al.* 2007, 2012)), and on the role of kinetic effects in speeding up reconnection compared to the slow growth rates originally found in (*Furth et al.* 1963).

It was recently suggested in Ref. (*Pucci and Velli* 2014) that the use of the Sweet-Parker current sheet as potential initial configuration leading to fast instability was misleading in the limit of very large Lundquist numbers,

because of the fast plasmoid instability whose growth rate diverges as the Lundquist number, based on the macroscopic scale, tends to infinity. In that paper it was shown that a current sheet with a limiting aspect ratio much smaller than that of the Sweet-Parker sheet, scaling as $S^{1/3}$ (S being the Lundquist number), separates slowly growing resistively reconnecting sheets from those exhibiting fast plasmoid instabilities, and that this provides the proper convergence properties to ideal MHD, which is a singular limit of the resistive MHD equations. In Ref. (*Pucci and Velli* 2014), the tearing mode instability is studied for a family of current sheets with aspect ratios scaling as $L/a = S^\alpha$. Interestingly, if $\alpha < 1/2$, the Sweet-Parker value, static equilibria may be constructed that do not diffuse, while flows in the Sweet-Parker model are required, as the current sheet would otherwise diffuse on an ideal time-scale based on the macroscopic current sheet length. *Pucci and Velli* (2014) find that as $\alpha \rightarrow 1/3$ from below, the growth rate becomes independent of S itself, reaching a value of order unity. As such, that aspect ratio provides a physical upper limit to current sheet aspect ratios that may form naturally in plasmas. Otherwise, at large S , the instability time-scale would become faster than the time required to set-up the equilibrium in the first place.

The linear study of reconnection instabilities as described above is intended as a useful schematization to inspect the local evolution of quasi singular current layers which, in fact, naturally form when embedded in a far richer and dynamical context such as, for example, in the field line-tangling of the Parker nanoflare model

of coronal heating (*Rappazzo and Parker 2013*), or the propagation of waves around x-points or along separatrix surfaces in 3D fields, e.g., at the boundaries of closed and open fields in the so-called streamer and pseudo-streamer configurations in the solar corona.

Therefore, the question arises as to which other effects limit the aspect ratios of current sheets that can be formed before they disrupt on ideal time scales. Also, given the extremely large aspect ratios of “ideally” reconnecting current sheets, microscopic processes, such as two-fluid and kinetic effects, might be fundamental in the initial stages of the fast current disruption (*Cassak et al. 2005; Cassak and Drake 2013*).

In this paper we focus on the effects of viscosity in determining limiting values for current sheet dimensions, i.e., in determining at which aspect ratios the growth rate of reconnection instabilities reaches ideal values –assuming a scaling of the aspect ratio with the macroscopic Lundquist and Prandtl number. Indicating with ν kinematic viscosity and with η the magnetic diffusivity, in a magnetized plasma $P = \nu/\eta \approx \beta \sqrt{(m_i/m_e)(T_e/T_i)^{3/2}}$, where β is the ratio of ion thermal pressure to magnetic pressure, and $T_{i,e}$ are the ion and electron temperatures respectively (*Braginskii 1965*). As a consequence, in many astrophysical environments the Prandtl number may range from small values to values of order one or larger (*Dobrowolny et al. 1983*). It is therefore of interest to study viscous effects on the stability of thin current sheets over a broad range of Prandtl numbers.

We will begin in Section 2 by introducing the basic set of equations describing the tearing mode and by clarifying the notation used throughout the paper. Section 3 follows with a detailed description of the “classic” visco-resistive tearing instability (i.e., current sheets of a given thickness), providing a unified framework summarizing previous results scattered in the literature and setting the stage for the subsequent focus on the scalings of growth rates and singular layer thickness with Lundquist and Prandtl (or magnetic Reynolds) numbers for arbitrary aspect ratios. The latter are discussed in Section 4, where we also consider the possible consequences of the onset of reconnection at high Prandtl numbers.

2. MODEL EQUATIONS

We consider the visco-resistive tearing instability of a current sheet within the framework of incompressible MHD. In general, viscous forces in a magnetized plasma are described by the divergence of a stress tensor which involves both parallel and perpendicular viscous coefficients, with respect to the magnetic field direction (*Braginskii 1965*). Here we limit our analysis to the effects of perpendicular (ion) kinematic viscosity ν , which is a valid approximation both in the RMHD ordering with strong guide magnetic field and in the case of a weak guide field, since perpendicular gradients are dominant in the reconnection layer. Finally, the complete stress tensor contains also non-dissipative finite Larmor radius terms, sometimes called *gyroviscosity* terms. We will neglect them here, with the reminder that in future generalizations to kinetic reconnection regimes gyroviscosity must be taken into account.

We schematize the current sheet with a sheared magnetic field \mathbf{B}_0 in slab geometry, $\mathbf{B}_0 = \hat{\mathbf{y}} \bar{B}_0 \tanh(x/a)$,

where a is its width, and we assume a uniform mass density ρ_0 . The gradient of the magnetic pressure may be balanced either by a pressure gradient or by an inhomogeneous component of the guide field, along the z axis, which may vary in such a way as to maintain a force-free configuration.

We introduce in the equations to be discussed below a macroscopic length scale L (*Pucci and Velli 2014*) which represents the relevant spatial scale of the system, e.g., the length of the sheet, with respect to which we define the three time scales of the system: the ideal Alfvén (τ_A), the diffusive (τ_ν), and the resistive (τ_η) time scale,

$$\tau_A = \frac{L}{v_A}, \quad \frac{\tau_\nu}{\tau_A} = \frac{Lv_A}{\nu} \equiv R, \quad \frac{\tau_\eta}{\tau_A} = \frac{Lv_A}{\eta} \equiv S, \quad (1)$$

where $v_A = \bar{B}_0/\sqrt{\rho_0}$ is the Alfvén speed. Following the usual notation, we have introduced the Lundquist number S , and we labeled the kinematic Reynolds number (defined using the Alfvén velocity) with R .

For the sake of clarity, we will refer throughout the text to the “classic” tearing instability when time scales are measured with respect to the shear length a , which is achieved by setting $a = L$.

By assuming that small perturbations are functions of the form $f(x/a) \exp(iky + \gamma t)$, k and γ being the wave vector and growth rate of a given mode, respectively, linearization of the parent system of equations around the prescribed equilibrium leads to two coupled equations for the (normalized) velocity and magnetic field perturbations \hat{u} and \hat{b} :

$$\gamma \tau_A \frac{a^2}{L^2} (\hat{u}'' - \hat{k}^2 \hat{u}) = -\frac{\hat{k}}{\rho_0} [\hat{B}_0 (\hat{b}'' - \hat{k}^2 \hat{b}) - \hat{b} \hat{B}_0'] + R^{-1} [(\hat{u}^{IV} - \hat{k}^2 \hat{u}'') - \hat{k}^2 (\hat{u}'' - \hat{k}^2 \hat{u})], \quad (2)$$

$$\gamma \tau_A \hat{b} = \hat{u} \hat{k} \hat{B}_0 + S^{-1} \frac{L^2}{a^2} (\hat{b}'' - \hat{k}^2 \hat{b}). \quad (3)$$

In the equations above, a *prime* denotes differentiation with respect to the normalized variable x/a , and $\hat{k} = ka$. Magnetic fields are normalized to \bar{B}_0 , thus $\hat{B}_0 = B_0/\bar{B}_0$ and $\hat{b} = b_x/\bar{B}_0$, and the normalized velocity is $\hat{u} = iu_x L/(v_A a)$.

There are a number of previous studies analyzing the effect of viscosity on “classic” tearing modes. While exact solutions to equations (2)–(3) could not be found, approximated solutions in the constant- ψ and non constant- ψ (resistive internal kink) regimes (*Porcelli 1987; Grasso et al. 2008; Militello et al. 2011*), showed that even a moderate value of the viscosity has non negligible effects, the latter becoming even stronger for increasing wave vectors towards marginal stability ($\gamma = 0$): as is intuitive, viscosity, on the one hand tends to slow down the instability with respect to the inviscid case, and, on the other hand, it prevents the reconnection layer δ from shrinking indefinitely as marginal stability is approached, $\Delta' \rightarrow 0$ (or, for our equilibrium, $ka \rightarrow 1$) (*Bondeson and Sobel 1984; Grasso et al. 2008; Militello et al. 2011*). *Porcelli (1987)* provides the most interesting and relevant results concerning visco-resistive tearing. He shows that the growth rate scales as $\gamma \tau_A \sim S^{-5/6} R^{-1/6}$ in the constant- ψ regime, and

$\gamma\tau_A \sim S^{-2/3}R^{-1/3}$ in the non constant- ψ one, whereas the inner reconnective layer scales as $\delta \sim (SR)^{1/6}$ in both regimes. In addition, both analytical and numerical calculations confirmed that viscosity removes the singularity at $\gamma = 0$ and allows for the existence of non-singular marginal modes at finite values of Δ' (i.e., $ka < 1$).

In the next Section we carry out a more comprehensive analysis in parameter space, and we consider asymptotic scalings with S and R .

3. VISCO-RESISTIVE TEARING MODE

In this Section we describe our main numerical results on the “classic” viscoresistive tearing instability, where, following the historical approach, the time scales τ_A , τ_ν , and τ_η are defined via the shear length a .

Equations (2)–(3) have been integrated numerically with an adaptive finite difference scheme, based on Newton iteration, which was designed by Lentini and Pereira in the seventies to solve two-point boundary value problems for systems of ODE (Lentini and Pereira 1987). We integrated the eigenmode equations for a given wavevector \hat{k} by imposing at the boundaries to the left and to the right of the magnetic neutral line where both viscosity and resistivity can be neglected, the outer layer solution of the tearing mode which goes to zero for $|x| \rightarrow \infty$ (Velli and Hood 1989).

Our results are summarized from Fig. 2 through Fig. 5. We recover the known analytical results, and we extend and complete the numerical analysis to a wider range of parameters. The Prandtl number $P = S/R$ is allowed to vary from high values, $P \gg 1$, all the way down to $P \ll 1$, by changing either the Lundquist number S at fixed Reynolds number R or, vice-versa, by varying R at fixed S . The dependence on S and P , or S and R , of the growth rate of the fastest growing mode γ_m , and of the correspondent wave vector k_m , is also described in detail. Our focus on the fastest growing mode stems from the idea that once a current sheet becomes increasingly thin, then one expects the fastest growing mode to dominate the evolution of the instability.

In Fig. 1, we show an example of the dispersion relation in the range $0.001 \leq \hat{k} \leq 1$ for $S = 10^6$ and different Reynolds numbers, which correspond to Prandtl numbers $10^{-2} \leq P \leq 10^4$. The inviscid case, in dotted line, is recovered asymptotically for $P \rightarrow 0$. It can be seen that a small, but finite, viscosity affects modes with relatively large wave vectors, about $\hat{k} \lesssim 1$: the growth rate is reduced and, as will be discussed below, there exists a critical wave vector k_c above which the equilibrium is stable ($\gamma < 0$). On the contrary, modes with smaller wave vectors, $\hat{k} \ll 1$, deviate from their asymptotic values, defined at $P = 0$, for higher Prandtl numbers, as can be seen by comparing curves with $P \leq 1$ vs. those with $P > 1$. In Fig. 2, upper plot, the growth rate for two chosen values of the wave vector is plotted as a function of R (lower abscissa) and P (upper abscissa), and, in the lower plot, we show the growth rate, for the same modes, as a function of S and P . The two modes have wave vectors $\hat{k} = 0.5$ and $\hat{k} = 0.005$, which lie above and below the fastest growing mode, respectively. Roughly speaking, the former corresponds to the constant- ψ regime and the latter to the non constant- ψ regime. In both cases, the growth rate increases for decreasing viscosity, even-

tually becoming independent from viscosity itself, as can be seen from the plateau which forms at $P \lesssim 1$. It is clearly seen now that the mode with larger wave vector reaches the plateau for smaller values of viscosity ($P \ll 1$). Before the plateau, the scaling valid in the constant- ψ approximation $\gamma\tau_A \sim P^{-1/6}$ (Porcelli 1987; Ofman et al. 1991) is recovered at intermediate values of viscosity $10^{-2} \lesssim P \lesssim 10^2$ for $\hat{k} = 0.5$, while the scaling $\gamma\tau_A \sim P^{-1/3}$ is obtained in the non constant- ψ regime, $\hat{k} = 0.005$ (Porcelli 1987). Similarly, the lower plot shows that for $P \geq 1$ the growth rate scales as $\gamma\tau_A \sim S^{-5/6}$ for $\hat{k} = 0.5$ and $\gamma\tau_A \sim S^{-2/3}$ for $\hat{k} = 0.005$ (black dashed lines). For smaller Prandtl numbers, in an interval spanning from about $P > 10^{-2}$ to $P < 10^{-1} - 1$, the growth rate follows the two known scalings for the constant- ψ and non constant- ψ regime –provided S is large enough, plotted for reference in green and violet dashed lines, respectively. Even in this case, increasing values of viscosity are necessary to make decreasing wave vectors deviate from the known behavior in an inviscid plasma.

With the intent of inferring the scalings of the fastest growing mode with Lundquist and Prandtl numbers S and P (or with the Reynolds number R), we plot in Fig. 3 and 4 the maximum growth rate γ_m and respective wave vector k_m versus P (left panels) and versus both S and P (right panels). In the left hand panels we spanned from Reynolds $R < S$ ($P > 1$) to $S < R$ ($P < 1$) for fixed S . Similarly, in the right hand panels we chose three different values of R and spanned from $S < R$ to $S > R$. In the latter plots we show in the lower abscissa the Lundquist number and in the upper abscissa, for reference, the Prandtl number. By inspection of numerical results displayed in Fig. 3, we found an expression which represents to a very good approximation the maximum growth rate in the asymptotic limit $S \gg 1$:

$$\gamma_m\tau_A = \left[\frac{P^{3/4} + P^{1/2} + 2}{P + P^{3/4} + P^{1/2} + 2} \right] \bar{\gamma}\tau_A, \quad (4)$$

where $\bar{\gamma}\tau_A \propto S^{-1/2}$ is the maximum growth rate in an inviscid plasma, which is recovered by equation (4) in the limit $P \ll 1$. In the opposite limit $P \gg 1$, which is of major interest to us, equation (4) tends, in agreement with Loureiro et al. (2013), to

$$\gamma_m\tau_A \sim S^{-1/2} P^{-1/4} = S^{-3/4} R^{1/4}. \quad (5)$$

We used the expression (4) to fit the numerical points in Fig. 3, as represented by the superposed colored lines. In the left hand panel plot, we solved the inviscid equations to determine the growth rate $\bar{\gamma}$, so as to find the exact asymptotic value reached by $\gamma_m\tau_A$ when approaching the inviscid limit $P \ll 1$, which is achieved in practice at $P \approx 0.1$. In the right hand panel plot, instead, the scaling $\bar{\gamma}\tau_A = cS^{-1/2}$ has been used, and we chose an arbitrary constant to best fit the numerical points, which approaches the value $c = 0.62$ for increasing values of R . The dashed black lines are reported for reference and represent the scalings valid for $P \ll 1$ and $P \gg 1$. It can be observed that the fit is increasingly accurate for higher values of the Lundquist number.

A similar expression for the wave vector k_m could not be found. Nevertheless, we inferred the scaling $k_m a \propto$

$S^{-1/8} R^{-1/8}$ for $P \gg 1$, while the inviscid scaling $k_m a \propto S^{-1/4}$ is recovered for $P < 1$. Black dashed lines are displayed to show the two scalings. Observe that the wave vector $k_m a(R)$ has a minimum, as represented in the left hand panel. This can be seen also by inspection of Fig. 2, by following the wave vector of the fastest growing mode which decreases with decreasing viscosity up to a minimum value and increases again (from the red to the magenta line).

Finally, as discussed in the previous Section, viscosity allows for the existence of a marginally stable mode with $\gamma = 0$. The critical wave vector k_c separating modes with $k > k_c$ which are stable from those with $k < k_c$ which are unstable, is plotted in Fig. 5 as a function of R for different values of S . As can be seen, while k_c decreases for decreasing R (increasing viscosity), as is intuitive, on the contrary, for fixed R , the range of unstable modes becomes larger for increasing S (decreasing resistivity). Though the stabilization is weak, since for high Lundquist numbers k_c is above $k_{c0} \approx 0.9$, it is interesting to remark that the marginal mode actually corresponds to a configuration of *stationary* magnetic islands. This means that, at least in the linear approximation, the perturbed magnetic field $\mathbf{B}_0 + \mathbf{b}$ provides, in turn, an equilibrium where the current sheet is reconnecting.

The width of the reconnective layer δ/a at high Prandtl numbers as a function of P and S is plotted in Fig. 6, fitted by the red dashed lines. For comparison, we report also δ/a for the fastest growing mode, fitted by the blue dashed lines. The layer of the marginal mode scales as $\delta/a \sim (SR)^{-1/6} = P^{1/6} S^{-1/3}$, as found in the const- ψ regime (Porcelli 1987). The layer of the fastest growing mode instead scales as $\delta/a \sim (SR)^{-1/8} = P^{1/8} S^{-1/6}$.

4. DISCUSSION: COLLAPSING CURRENT SHEETS AT HIGH PRANDTL NUMBERS

In Section II we described the main properties of the classic visco-resistive tearing instability. We come now to the question of what role viscosity might play in natural systems where current sheets are the outcome of dynamical processes leading to the formation of thin layers. Following (Pucci and Velli 2014), we therefore study what happens when the current sheet thickness a is allowed to vary. In this case the relevant unit to define a clock to measure the rapidity of energy release due to reconnection is a macroscopic length L , that we associate with the length of the sheet. In this way, the aspect ratio L/a is introduced in equations (2)–(3) as a parameter to quantify the contraction of the equilibrium magnetic field.

Before showing numerical results for unstable modes at arbitrary L/a , some considerations are worthwhile. We found, in the previous Section, where we set $a = L$, that the fastest growing mode has a growth rate which tends to $\gamma_m \tau_A \propto S^{-1/2} P^{-1/4}$ for both $P \gg 1$ and $S \gg 1$. Along the same lines of Ref. (Pucci and Velli 2014), one can redefine time scales by normalizing them with L (see also eq. (1)). Likewise, we find that for large Prandtl numbers the maximum growth rate scales as

$$\gamma_m \tau_A \propto S^{-1/2} P^{-1/4} (a/L)^{-3/2}, \quad (6)$$

where the constant of proportionality approaches 0.62, provided both $R \gg 1$ and $S \gg 1$. In the opposite limit,

$P \ll 1$, we recover the known results of the inviscid case $\gamma_m \tau_A \propto S^{-1/2} (a/L)^{-3/2}$. Similarly, again for $P \gg 1$, the wave vector scales as $k_m a \propto S^{-1/8} R^{-1/8} (a/L)^{-1/4}$. The reconnective layer of the fastest growing mode scales as $\delta/a \propto (SR)^{-1/8} (a/L)^{-1/4}$, and that of the marginal mode as $\delta/a \propto (SR)^{-1/6} (a/L)^{-1/3}$.

Since the maximum growth rate increases for increasing aspect ratio, as shown in equation (6), one can define the critical aspect ratio of the current sheet L_1/a as the one which is unstable on time scales of order of the Alfvén time scale, thus $L/a_1 = S^{1/3} P^{1/6}$. In Fig. 7 we plot the dispersion relation for a current sheet with the critical aspect ratio at realistic Lundquist numbers $S = 10^{12}$ (solid lines) and $S = 10^{14}$ (triangles), and large Prandtl numbers. According to the scalings of $\gamma_m \tau_A$ and $k_m a$ reported above, the dispersion relation does not depend on S (we recall that $P = S/R$), so that curves corresponding to different S superpose exactly, provided the same Reynolds number is considered. Notice that, for $S \gg 1$ and $R \gg 1$ the same maximum growth rate $\gamma_m \tau_A \approx 0.62$ is approached.

In Fig. 8 we show the maximum growth rate versus a/L for $S = 10^{12}$ at different Prandtl numbers. Almost all the curves have a slope equal to $-3/2$, with the exception of those points at very large P and narrow aspect ratio. This is because the scalings we have inferred are valid as long as a separation of scales between the width of the equilibrium a and the internal reconnective layer δ is allowed. These constraints cease to be valid when both $a/L \ll 1$ and $P \gg 1$.

As shown in Fig. 8, and as can be seen by inspection of equation (6), ideal growth rates can now be reached for much larger aspect ratios than in the inviscid case ($P = 0$ in the plot), since large viscosity inhibits the growth of the instability. In addition, while in the inviscid case it has been shown that the Sweet-Parker current sheet may not be created naturally, as it turns out that it is much thinner than the critical width of the tearing instability ($a/L_{sp} = S^{-1/2} \ll S^{-1/3}$), now there exists a range of Prandtl numbers for which the viscous Sweet-Parker current sheet width, $a/L_{sp} = S^{-1/2} (1 + P)^{1/4}$ (Park et al. 1984; Biskamp 1993), is smaller than, or equal to, the critical width of the visco-tearing instability. To show this point, we represent with asterisks in the plot the maximum growth rate of current sheets having the same inverse aspect ratio of the viscous Sweet-Parker current sheet, $a/L_{sp} \approx S^{-1/2} P^{1/4}$. In particular, for high Prandtl numbers, the critical aspect ratio equals the aspect ratio of the viscous Sweet-Parker current sheet when $S^{-1/3} P^{-1/6} = S^{-1/2} P^{1/4}$, i.e., for $P = S^{2/5}$. As a consequence, one may expect that for $P \leq S^{2/5}$ tearing instability is disruptive on current sheets thinner than the Sweet-Parker one. The latter, in turn, may be set as a quasi-stable configuration.

5. CONCLUSIONS

In this paper we have analyzed how viscosity influences the tearing mode instability of thin current sheets, generalizing the paper of Pucci and Velli (2014) to show that the asymptotic scaling of the aspect ratio with the Lundquist number leading to ideal growth rates is $L/a_1 = S^{1/3} P^{1/6}$. Large viscosity ($P \gg 1$) inhibits the growth of the instability so as to allow for the formation

of quasi-stable current sheets thinner with respect to the inviscid case. This may be important in two respects.

On the one hand we have shown that the viscous Sweet-Parker quasi stationary reconnecting configuration is stable for Prandtl numbers $P \geq S^{2/5}$, for instance, if $S = 10^{12}$ then for $P \geq 6 \times 10^4$ (cfr. Fig. 8). As a consequence, viscous stabilization may be important in the solar wind, where reconnection exhausts reminiscent of the Sweet-Parker or Petschek-like configuration are observed (Gosling *et al.* 2005).

On the other hand, as the stabilizing effect of viscosity allows for the formation of very strong magnetic shears, viscous effects may possibly lead to a smooth transition to kinetic regimes, once the critical width approaches the ion skin depth or the ion Larmor radius. We are presently working on generalizing the above scalings to kinetic regimes.

We wish to thank D. Del Sarto and F. Pegoraro for useful discussions. This research was carried out at the Jet Propulsion Laboratory, California Institute of Technology, under a contract with the National Aeronautics and Space Administration. Copyright 2014. All rights reserved.

REFERENCES

- Biskamp, D., Nonlinear Magnetohydrodynamics, Cambridge Monographs on Plasma Physics 1, Cambridge University Press (1993).
- Bondeson, M., and Sobel, J. R., Energy balance of the collisional tearing mode, *Physics of Fluids*, **27**, 2028 (1984).
- Braginskii, S. I., Transport Processes in a Plasma, *Reviews of Plasma Physics*, **1**, 205 (1965).
- Cassak, P., A., Shay, M., A., and Drake, J., F., Catastrophe Model for Fast Magnetic Reconnection Onset, *Phys. Rev. Lett.* **95**, 235002 (2005).
- Cassak, P., A., and Drake, J., F., On the phase diagrams of magnetic reconnection, *Physics of Plasmas*, **20**, 061207 (2013).
- Dobrowolny, M., Veltri, P., and Mangeney, A., Dissipative instabilities of magnetic neutral layers with velocity shears, *Journal of Plasmas Physics*, **29**, 393 (1983).
- Furth, H. P., Killeen, J., and Rosenbluth, M. N., Finite Resistivity Instabilities of a Sheet Pinch, *Physics of Fluids*, **20**, 459 (1963).
- Gosling, J. T., Eriksson, S., and Schwenn, R., Petschek-type magnetic reconnection exhaust in the solar wind well inside 1 AU: Helios, *Journal of Geophysical Research*, **111**, A10102 (2006).
- Grasso, D., Hastie, R. J., Porcelli, F., and Tebaldi, C., *Physics of Plasmas*, **15**, 072113 (2008).
- Lentini, M., and Pereyra, V., A variable order finite difference method for nonlinear multipoint boundary value problems, *Math. Comp.*, **28**, 9811004 (1974).
- Loureiro, N., F., Schekochihin, A. A., Cowley, S. C., Instability of current sheets and formation of plasmoid chains, *Physics of Plasmas*, **14**, 100703 (2007).
- Loureiro, N., F., Samtaney, R., Schekochihin, A., A., and Uzdensky, D., A., Magnetic reconnection and stochastic plasmoid chains in high-Lundquist number plasmas, *Physics of Plasmas*, **19**, 042303 (2012).
- Loureiro, N., F., Schekochihin, A. A., Uzdensky, D. A., Plasmoid and Kelvin-Helmholtz instabilities in Sweet-Parker current sheets, *Physical Review E*, **879**, 013102 (2013).
- Militello, F., Borgogno, D., Grasso, D., Marchetto, C., and Ottaviani, M., *Physics of Plasmas*, **18**, 112108 (2011).
- Ofman, L., Chen, K. L., and Morrison, P. J., *Physics of Fluids B* **6**, 1364 (1991).
- Park, W., Monticello, D. A., and White, R. B., Reconnection rates of magnetic fields including the effects of viscosity, *Phys. Fluids* **27**, 137 (1984).
- Porcelli, F., Viscous resistive magnetic reconnection, *Phys. Fluids* **30**, 1734 (1987).
- Pucci, F., and Velli, M., Reconnection of quasi-singular current sheets: the "ideal" tearing mode, *The Astrophysical Journal Letters*, **780** (2014).
- Rappazzo, A. F., Parker, E. N., Current sheets formation in tangled coronal magnetic fields, *The Astrophysical Journal Letters*, **773**, L2 (2013).
- Velli, M., and Hood, W., *Solar Physics*, **119**, 107 (1974).

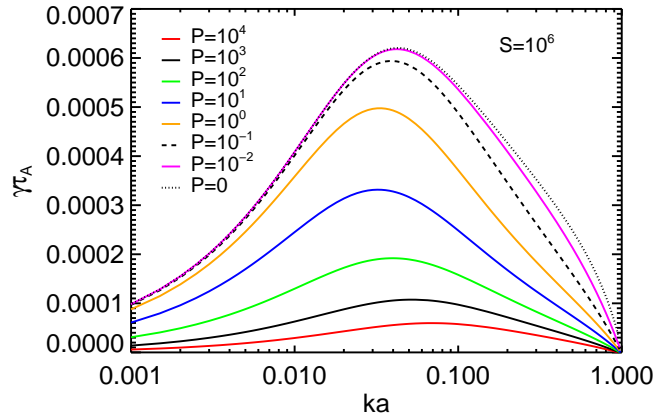


Figure 1. Dispersion relation $\gamma\tau_A$ versus ka for $S = 10^6$ at different Prandtl numbers (or $R = \infty, 10^8, 10^7, 10^6, 10^5, 10^4, 10^3, 10^2$).

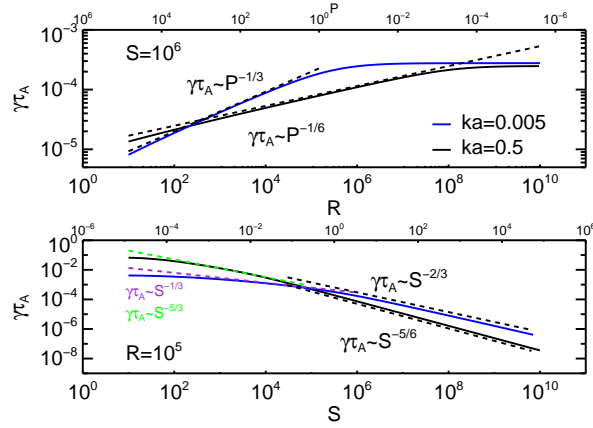


Figure 2. Growth rate as a function of R and of the Prandtl number for $S = 10^6$ (upper plot) and as a function of S and P for $R = 10^5$ (lower plot) for $k = 0.5$ and $k = 0.005$, which are above (const- ψ) and below (non const- ψ) the fastest growing mode, respectively.

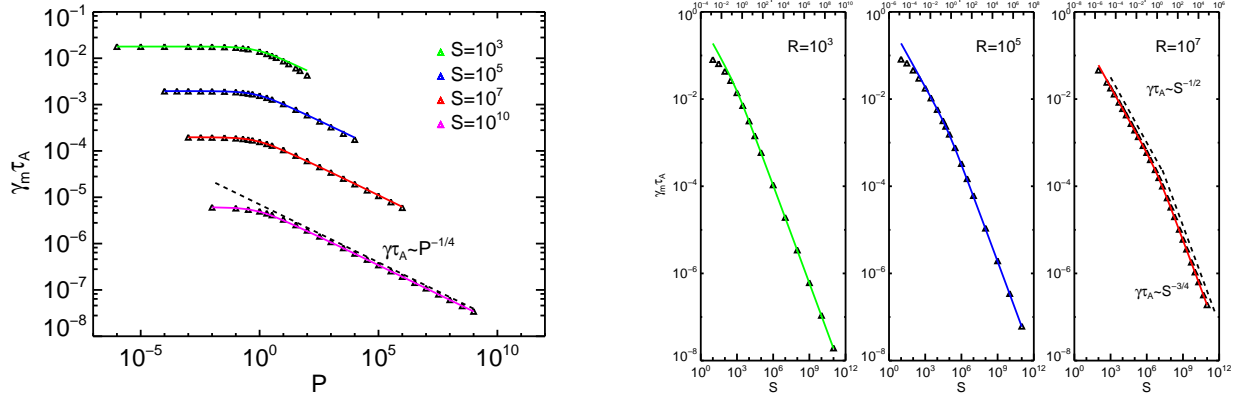


Figure 3. Normalized growth rate of the fastest growing mode $\gamma_m\tau_A$. Left panel: $\gamma_m\tau_A$ versus Prandtl number P for four fixed values of Lundquist number S . Right panel: $\gamma_m\tau_A$ versus S , lower abscissa, and P , upper abscissa, for three different Reynolds numbers R . Colored lines which fit the numerical points are given by equation (4). Black dashed lines correspond to the scalings valid for the two limit cases $P \gg 1$ and $P < 1$.

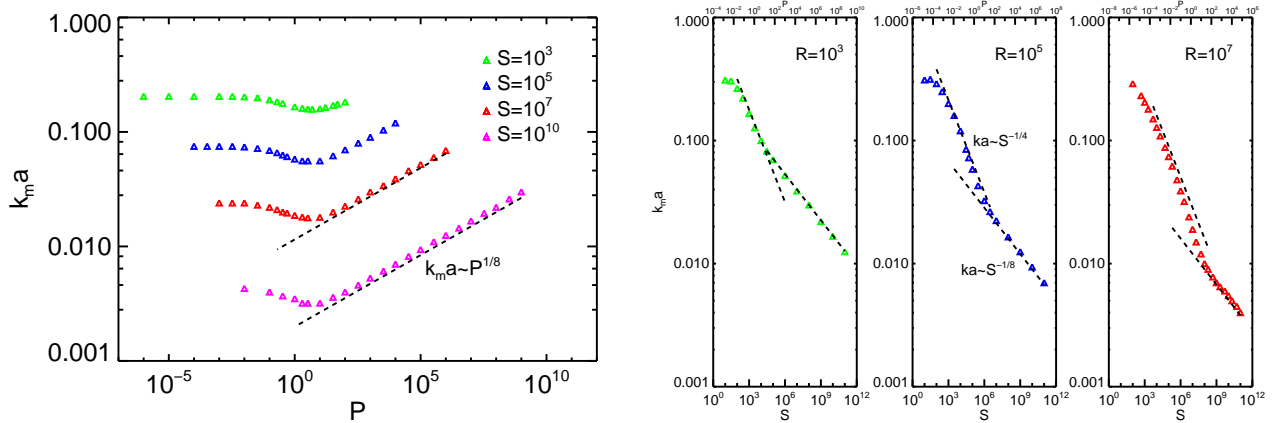


Figure 4. Normalized wave vector of the fastest growing mode $k_m a$ with the same parameters as in Fig. 3: $k_m a$ versus P , in the left hand panel, and versus S and P , right hand panel. Dashed lines represent the scalings valid for $P < 1$ and $P \gg 1$.

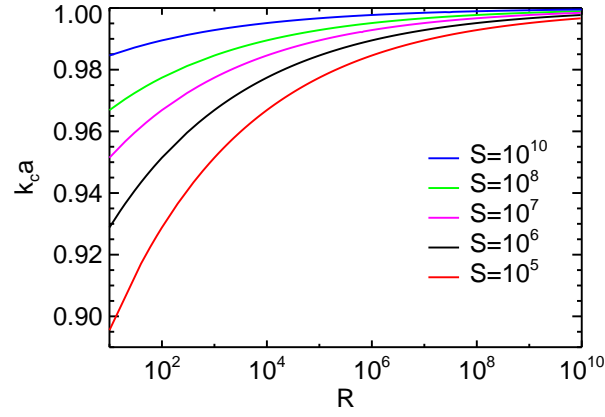


Figure 5. Wave vector at marginal stability, $\gamma = 0$, versus Reynolds number R for different Lundquist numbers S .

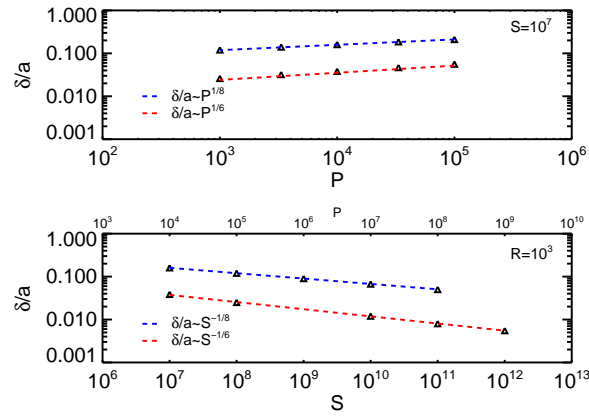


Figure 6. Reconnection layer δ/a as a function of P (upper plot) and S (lower plot) at high Prandtl numbers. Points fitted with blue dashed lines correspond to the fastest growing mode and those fitted with red dashed lines correspond to the marginal mode.

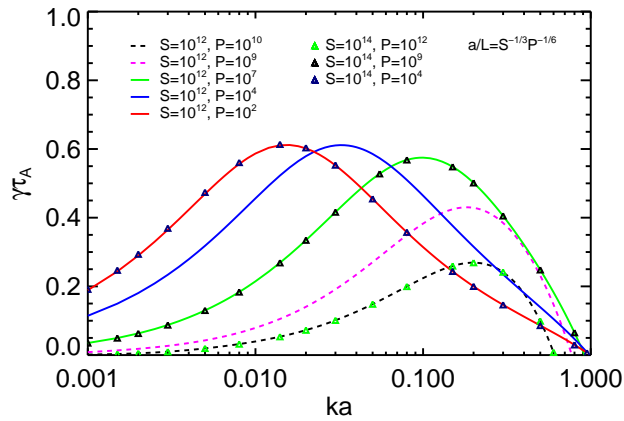


Figure 7. Dispersion relation for $a/L = S^{-1/3} P^{-1/6}$ at $S = 10^{12}$ (solid lines) and $S = 10^{14}$ (triangles) at large Prandtl numbers.

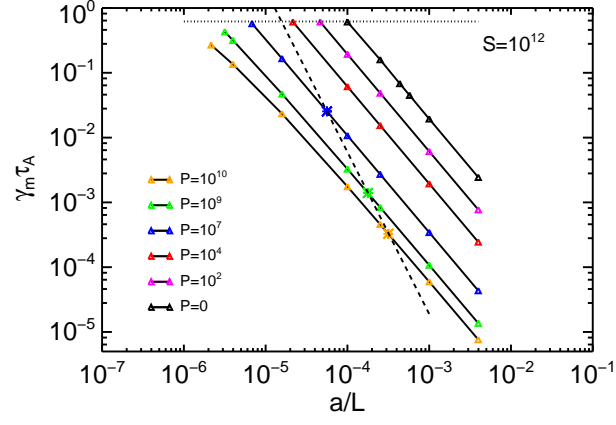


Figure 8. Maximum growth rate versus inverse aspect ratio for $S = 10^{12}$ at various Prandtl. Dotted line represents the asymptotic growth rate at the critical inverse aspect ratio $a/L = S^{-1/3} P^{-1/6}$ while the dashed line corresponds to the maximum growth rate vs a/L_{SP} .