

A fast approach to Discontinuous Galerkin solvers for Boltzmann-Poisson transport systems for full electronic bands and phonon scattering

Irene M. Gamba*, Armando Majorana†, Jose A. Morales* and Chi-Wang Shu‡

* ICES, The University of Texas at Austin, Austin, TX 78712

†Dipartimento di Matematica e Informatica, Università di Catania, Catania, Italy

‡Division of Applied Mathematics, Brown University, Providence, RI 02912

e-mail: gamba@math.utexas.edu, majorana@dmi.unict.it, jmorales@ices.utexas.edu, shu@dam.brown.edu

Abstract—

The present work is motivated by the development of a fast DG based deterministic solver for the extension of the BTE to a system of transport Boltzmann equations for full electronic multi-band transport with intra-band scattering mechanisms. Our proposed method allows to find scattering effects of high complexity, such as anisotropic electronic bands or full band computations, by simply using the standard routines of a suitable Monte Carlo approach only once. In this short paper, we restrict our presentation to the single band problem as it will be also valid in the multi-band system as well. We present preliminary numerical tests of this method using the Kane energy band model, for a 1-D 400nm $n^+ - n - n^+$ silicon channel diode, showing moments at $t = 0.5\text{ps}$ and $t = 3.0\text{ps}$.

INTRODUCTION

The semi-classical Boltzmann-Poisson system guarantees a good description of the dynamics of electrons in modern semiconductor devices. The equations of this model are given by

$$\frac{\partial f}{\partial t} + \frac{1}{\hbar} \nabla_{\mathbf{k}} \varepsilon \cdot \nabla_{\mathbf{x}} f - \frac{q}{\hbar} \mathbf{E} \cdot \nabla_{\mathbf{k}} f = Q(f). \quad (1)$$

$$\nabla_{\mathbf{x}} \cdot [\varepsilon_r(\mathbf{x}) \mathbf{E}] = -\frac{q}{\varepsilon_0} [\rho(t, \mathbf{x}) - N_D(\mathbf{x})]. \quad (2)$$

In Eq. (1), f represents the electron probability density function (*pdf*) in phase space \mathbf{k} at the physical location \mathbf{x} and time t . \mathbf{E} is the electric field and $\varepsilon(\mathbf{k})$ is the energy-band function. The collision operator

$$Q(f) = \int_{\Omega_{\mathbf{k}}} [S(\mathbf{k}', \mathbf{k}) f(t, \mathbf{x}, \mathbf{k}') - S(\mathbf{k}, \mathbf{k}') f(t, \mathbf{x}, \mathbf{k})] d\mathbf{k}'$$

describes electron-phonon interactions through the kernel $S(\mathbf{k}', \mathbf{k})$. Physical constants \hbar and q are the Planck constant divided by 2π and the positive electric charge, respectively. In Eq. (2), ε_0 is the dielectric constant in a vacuum, $\varepsilon_r(\mathbf{x})$ labels the relative dielectric function depending on the material, $\rho(t, \mathbf{x})$ is the electron density, and $N_D(\mathbf{x})$ is the doping. The kinetic equation (1) is an equation in six dimensions (plus time if the device is not in steady state) for a truly 3-D device. This high dimensionality has been a motivation for the BP system to be solved by the Direct Simulation Monte Carlo (DSMC) methods [1]. Yet we have proposed in [2] a

deterministic approach based discontinuous Galerkin (DG) method for solving Eqs. (1)-(2) that can be competitive. We refer to [2] for a detailed description of DG and examples of applications of the DG scheme to 1D diode and 2D double gate MOSFET devices.

THE PROPOSED METHOD

We assume that $\Omega_{\mathbf{k}}$ be a bounded domain of the \mathbf{k} -vector variable, and we introduce a partition of it by means of a family of N open cells C_{α} such that, for every α and β ,

$$C_{\alpha} \subseteq \Omega_{\mathbf{k}}, C_{\alpha} \cap C_{\beta} = \emptyset (\alpha \neq \beta), \bigcup_{\alpha=1}^N \overline{C_{\alpha}} = \Omega_{\mathbf{k}}.$$

If we integrate the kinetic equation Eq. (1) over the cell C_{α} , then we obtain

$$\begin{aligned} \frac{\partial}{\partial t} \int_{C_{\alpha}} f(t, \mathbf{x}, \mathbf{k}) d\mathbf{k} + \nabla_{\mathbf{x}} \cdot \int_{C_{\alpha}} \frac{1}{\hbar} \nabla_{\mathbf{k}} \varepsilon f(t, \mathbf{x}, \mathbf{k}) d\mathbf{k} \\ - \frac{q}{\hbar} \mathbf{E} \cdot \int_{\partial C_{\alpha}} f(t, \mathbf{x}, \mathbf{k}) \mathbf{n} d\sigma = \int_{C_{\alpha}} Q(f)(t, \mathbf{x}, \mathbf{k}) d\mathbf{k}, \end{aligned} \quad (3)$$

where \mathbf{n} is the normal to the surface ∂C_{α} .

Any Galerkin method at the lowest order for the \mathbf{k} -vector variable, given by a piecewise constant approximation, assumes that *in every cell C_{α} and for fixed \mathbf{x} and time t , f can be approximated by an unknown $f_{\alpha}(t, \mathbf{x})$* . This means that we are assuming f , for fixed t and \mathbf{x} , to be constant in each cell, except for the boundaries of the cells, where f is not even defined. Physically, the unknown $f_{\alpha}(t, \mathbf{x})$ representing the approximated probability density function of finding an electron at physical position \mathbf{x} and time t , with its wave-vector \mathbf{k} belonging to the cell C_{α} .

Introducing the approximation for the distribution function f , we have

$$\frac{\partial}{\partial t} \int_{C_{\alpha}} f(t, \mathbf{x}, \mathbf{k}) d\mathbf{k} \approx M_{\alpha} \frac{\partial f_{\alpha}}{\partial t}(t, \mathbf{x}),$$

where $M_\alpha = \int_{C_\alpha} 1 d\mathbf{k}$ is the measure of the cell C_α . Now, if we define

$$\boldsymbol{\eta}_\alpha = \int_{C_\alpha} \frac{1}{\hbar} \nabla_{\mathbf{k}} \varepsilon d\mathbf{k}, \quad (4)$$

$$K_{\alpha\beta} = \int_{C_\alpha} d\mathbf{k} \int_{C_\beta} d\mathbf{k}' S(\mathbf{k}', \mathbf{k}), \quad (5)$$

then we have

$$\nabla_{\mathbf{x}} \cdot \int_{C_\alpha} \frac{1}{\hbar} \nabla_{\mathbf{k}} \varepsilon f(t, \mathbf{x}, \mathbf{k}) d\mathbf{k} \approx \boldsymbol{\eta}_\alpha \cdot \nabla_{\mathbf{x}} f_\alpha(t, \mathbf{x}),$$

and

$$\int_{C_\alpha} Q(f)(t, \mathbf{x}, \mathbf{k}) d\mathbf{k} \approx \sum_{\beta=1}^N [K_{\alpha\beta} f_\beta(t, \mathbf{x}) - K_{\beta\alpha} f_\alpha(t, \mathbf{x})].$$

Therefore, we obtain a set of equations (for $\alpha = 1, 2, \dots, N$), which gives an approximation of the Boltzmann equation (1)

$$\begin{aligned} M_\alpha \frac{\partial f_\alpha}{\partial t}(t, \mathbf{x}) + \boldsymbol{\eta}_\alpha \cdot \nabla_{\mathbf{x}} f_\alpha(t, \mathbf{x}) - \frac{q}{\hbar} \mathbf{E} \cdot \int_{\partial C_\alpha} f(t, \mathbf{x}, \mathbf{k}) \mathbf{n} d\sigma \\ = \sum_{\beta=1}^N [K_{\alpha\beta} f_\beta(t, \mathbf{x}) - K_{\beta\alpha} f_\alpha(t, \mathbf{x})]. \end{aligned} \quad (6)$$

Eqs. (6) contain yet the ‘‘old’’ unknown f in the surface integral. Here, f can be approximated using f_α and other ‘‘new’’ unknowns f_γ , where the indexes γ correspond to the nearest cells to C_α . The specific form of this transport term related to the electric field requires the use of some standard definition of the numerical flux $\hat{f}(f_\alpha, f_\gamma \dots)$ according to the DG method (read the Appendix at the end of this paper for more details). After this step, Eqs. (6) become a set of N partial differential equations in the new N unknowns f_α . We remark that the *constant* coefficients M_α , $\boldsymbol{\eta}_\alpha$ and $K_{\alpha\beta}$ do not depend on the unknown f , but only on the domain decomposition, the energy-band function ε and the kernel $S(\mathbf{k}', \mathbf{k})$ of the collision operator.

The main difficulty in applying DG method to Eq. (1) is to calculate the numerical parameters $K_{\alpha\beta}$ for not simple analytical or real numerical band, as one tries to apply quadrature formulas to Eq. (5).

Here, we propose a very easy scheme to find the value of the parameters $K_{\alpha\beta}$ by simply using the standard routines of a DSMC (Monte Carlo) solver **only once** to determine the scattering process.

To this aim, we consider the Boltzmann equation Eq. (1), with zero electric field, for spatially homogeneous solutions, i.e.

$$\frac{\partial f}{\partial t} = Q(f). \quad (7)$$

We denote by $\Gamma(\mathbf{k})$ the total scattering rate

$$\Gamma(\mathbf{k}) = \int_{\Omega_{\mathbf{k}}} S(\mathbf{k}, \mathbf{k}') d\mathbf{k}'.$$

This is known for analytical band structure (for instance, the textbooks give its explicit formulas for different materials) and

it is used in DSMC code also in the full band case. Now, Eq. (7) writes

$$\frac{\partial f}{\partial t} = \int_{\Omega_{\mathbf{k}}} S(\mathbf{k}', \mathbf{k}) f(t, \mathbf{k}') d\mathbf{k}' - \Gamma(\mathbf{k}) f(t, \mathbf{k}). \quad (8)$$

Let be $\beta \in [1, N]$. Therefore, we define the initial data

$$f(0, \mathbf{k}) = \phi(\mathbf{k}) = \begin{cases} 1 & \text{if } \mathbf{k} \in C_\beta \\ 0 & \text{otherwise} \end{cases}$$

Choose a small time step Δt and *solve* Eq. (8) using a DSMC procedure **only** in the small interval $[0, \Delta t]$. So, we will know, with a reasonably good accuracy, the solution $f_{MC}(\Delta t, \mathbf{k})$ at time Δt . Consider again Eq. (8). Since,

$$\begin{aligned} f(\Delta t, \mathbf{k}) \approx \phi(\mathbf{k}) + \Delta t \\ \times \left[\int_{\Omega_{\mathbf{k}}} S(\mathbf{k}', \mathbf{k}) \phi(\mathbf{k}') d\mathbf{k}' - \Gamma(\mathbf{k}) \phi(\mathbf{k}) \right], \end{aligned}$$

we have

$$\begin{aligned} f(\Delta t, \mathbf{k}) \approx [1 - \Delta t \Gamma(\mathbf{k})] \phi(\mathbf{k}) \\ + \Delta t \int_{C_\beta} S(\mathbf{k}', \mathbf{k}) d\mathbf{k}'. \end{aligned} \quad (9)$$

Assuming the equivalence of BTE e DSMC, we replace Eq. (9) with

$$\begin{aligned} f_{MC}(\Delta t, \mathbf{k}) \approx [1 - \Delta t \Gamma(\mathbf{k})] \phi(\mathbf{k}) \\ + \Delta t \int_{C_\beta} S(\mathbf{k}', \mathbf{k}) d\mathbf{k}'. \end{aligned} \quad (10)$$

Now, $\phi(\mathbf{k})$ is the given initial data and we have found $f_{MC}(\Delta t, \mathbf{k})$ by means of DSMC; hence, Eq. (10) gives the parameter $K_{\alpha\beta}$:

$$\begin{aligned} \int_{C_\alpha} d\mathbf{k} \int_{C_\beta} d\mathbf{k}' S(\mathbf{k}', \mathbf{k}) \\ \approx \frac{1}{\Delta t} \int_{C_\alpha} [f_{MC}(\Delta t, \mathbf{k}) - [1 - \Delta t \Gamma(\mathbf{k})] \phi(\mathbf{k})] d\mathbf{k} \\ = \frac{1}{\Delta t} \left[\int_{C_\alpha} f_{MC}(\Delta t, \mathbf{k}) d\mathbf{k} - \delta_{\alpha\beta} M_\alpha \right] \\ + \delta_{\alpha\beta} \int_{C_\alpha} \Gamma(\mathbf{k}) d\mathbf{k}, \end{aligned}$$

where $\delta_{\alpha\beta} = 1$ if $\alpha = \beta$, and 0 otherwise.

The following table shows the errors between the *exact* values of $K_{\alpha\beta}$ and the values obtained by means of a DSMC code, when the Kane model for the energy band is used.

particles	maximum error	mean value error
10^6	0.06291	0.0044408
10^7	0.01403	0.0014447
10^8	0.00906	0.0004225
$5 \cdot 10^8$	0.00271	0.0002024
10^9	0.00145	0.0001313

This method does not rely on scattering term symmetries and this proposed new approach extends to highly complex scattering mechanisms such as anisotropic electronic bands or full band calculations.

PRELIMINARY NUMERICAL RESULTS

For the one dimensional silicon $n^+ - n - n^+$ 400nm channel diode, where the doping is $N_D = 5 \times 10^{17} \text{ cm}^{-3}$ in the n^+ and $N_D = 2 \times 10^{15} \text{ cm}^{-3}$ in the n region, we use 1440 cells in k -space and N_x intervals in x -space. The applied potential is 2V. We consider the Kane model for the energy band, and we show some quantities at time $t = 0.5 \text{ ps}$ (a transient state) and $t = 3.0 \text{ ps}$.

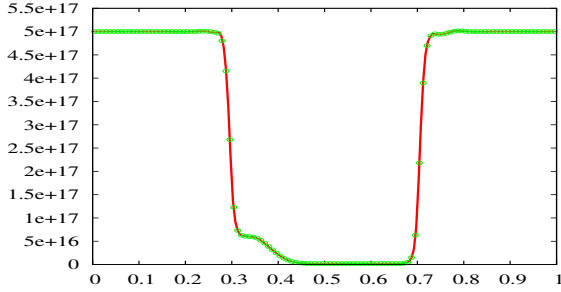


Fig. 1. Density of charge in cm^{-3} at $t = 0.5 \text{ ps}$. Continuous line ($N_x = 200$), points ($N_x = 120$).

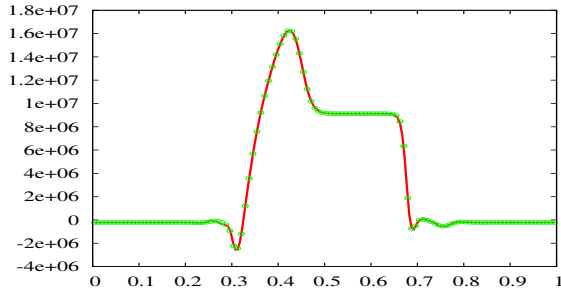


Fig. 2. Velocity in cm/s at $t = 0.5 \text{ ps}$. Continuous line ($N_x = 200$), points ($N_x = 120$).

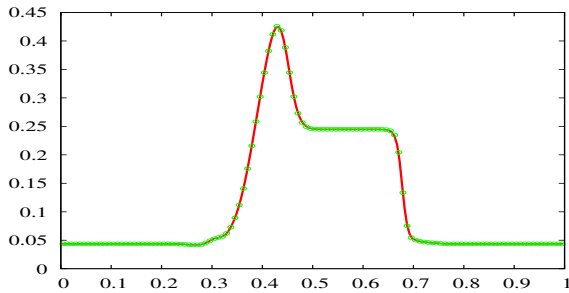


Fig. 3. Mean energy in eV at $t = 0.5 \text{ ps}$. Continuous line ($N_x = 200$), points ($N_x = 120$).

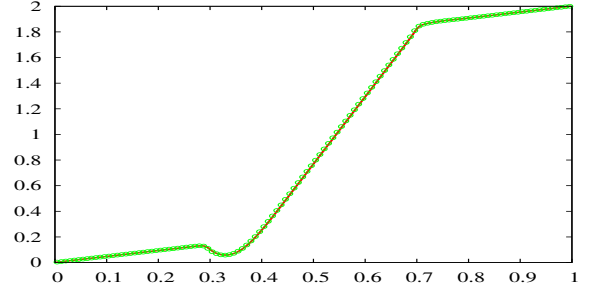


Fig. 4. Electric potential in V at $t = 0.5 \text{ ps}$. Continuous line ($N_x = 200$), points ($N_x = 120$).

nx	minimum	maximum
120	$1.0517e - 14$	$7.133e - 04$
150	$1.0517e - 14$	$7.223e - 04$
180	$1.0520e - 14$	$7.350e - 04$
200	$1.0519e - 14$	$7.389e - 04$

Minimum and maximum of pdf multiplied a fixed function of k at 0.5 ps (a.u.)

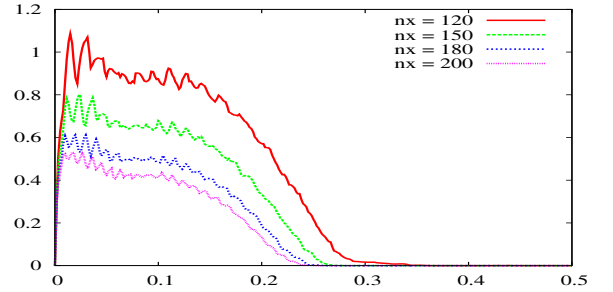


Fig. 5. The ratio, multiplies by 100, of the number of cells in phase space where pdf is negative to the total numbers of cells versus time (in ps) for different N_x .

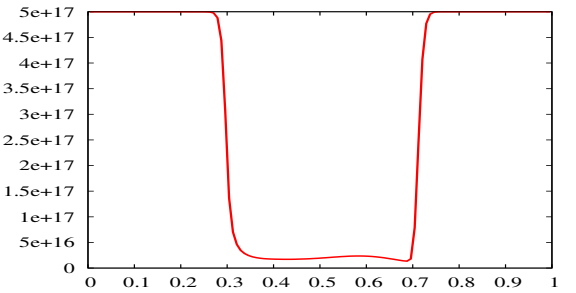


Fig. 6. Density of charge in cm^{-3} at $t = 3.0 \text{ ps}$ ($N_x = 120$).

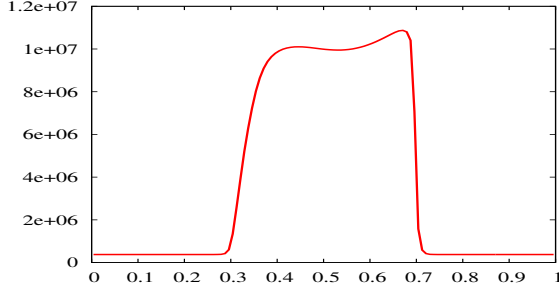


Fig. 7. Velocity in cm/s at $t = 3.0$ ps ($N_x = 120$).

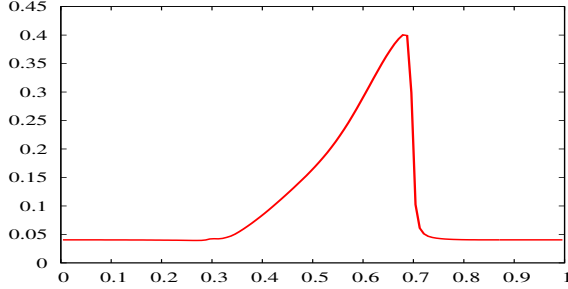


Fig. 8. Mean energy in eV at $t = 3.0$ ps ($N_x = 120$).

APPENDIX: TREATMENT OF THE TRANSPORT TERM RELATED TO THE ELECTRIC FIELD

The term

$$-\frac{q}{\hbar} \mathbf{E} \cdot \int_{\partial C_\alpha} f(t, \mathbf{x}, \mathbf{k}) \mathbf{n} d\sigma$$

still contains the original unknown pdf f , as it needs its value over the surface. However, this transport term related to the electric field \mathbf{E} can be approximated by means of some standard definition of the Numerical Flux \hat{f} according to the DG Method, adequate for a piecewise constant approximation. We will use the value f_α of the piecewise constant approximation for f in the cell C_α and the values f_γ in the nearest cells C_γ neighboring C_α .

To illustrate this with a particular example, consider the case in which the electric field goes along the x axis: $\mathbf{E} = (E_x, 0, 0)$. This 1D case has an associated cylindrical geometry in the \mathbf{k} -space:

$$\mathbf{k} = k_* (u, r \cos \theta, r \sin \theta)$$

where k_* is a constant with dimensions of a \mathbf{k}_{x_i} -component, the normalized u coordinate indicates the position along the k_x axis, r is the norm of the projection of the \mathbf{k} -point in a normalized k_y - k_z plane, and $\theta \in [0, 2\pi]$.

The particular symmetry of this case makes convenient to introduce annular \mathbf{k} -cells of the form $C_\alpha = [u_a, u_b] \times [r_a, r_b] \times [0, 2\pi]$, related to the cylindrical geometry of the problem, and which look like rectangular cells on the (u, r, θ) -space. Consider Figure 9, in which three neighboring \mathbf{k} -cells are shown: C_α , $C_{\underline{\alpha}}$ (inferior to C_α in Fig. 9), and $C_{\bar{\alpha}}$ (superior to C_α in Fig. 9), as seen when projected in the (u, r) -space.

Since in this case the 1D electric field is parallel to the k_x -axis, the transport term then reduces to:

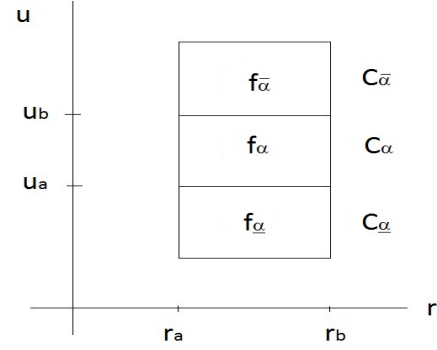


Fig. 9. Cell C_α , and neighbor cells $C_{\underline{\alpha}}$ (inferior) and $C_{\bar{\alpha}}$ (superior), projected in the (u, r) -space

$$\begin{aligned} -\frac{q}{\hbar} \mathbf{E} \cdot \int_{\partial C_\alpha} f(t, \mathbf{x}, \mathbf{k}) \mathbf{n} d\sigma &= -\frac{q}{\hbar} E_x \int_{C_\alpha} \frac{\partial f}{\partial k_x} d\mathbf{k} \\ &= -\frac{q}{\hbar} E_x k_*^2 \int_0^{2\pi} d\theta \int_{r_a}^{r_b} dr \int_{u_a}^{u_b} du \frac{\partial f}{\partial u} r \\ &= -\frac{q}{\hbar} E_x k_*^2 \int_0^{2\pi} d\theta \int_{r_a}^{r_b} r dr \left[\hat{f}(t, \mathbf{x}, \mathbf{k}) \right] \Big|_{u_a}^{u_b} \end{aligned}$$

For the transport term due to $-\mathbf{E}$ above, the Numerical Flux can be chosen according to the Upwind Principle. The flux over the considered boundaries is then:

$$\begin{aligned} \hat{f}(t, \mathbf{x}, \mathbf{k}) \Big|_{u=u_a} &= \begin{cases} f_\alpha(t, \mathbf{x}) & \text{if } E_x \geq 0, \\ f_{\underline{\alpha}}(t, \mathbf{x}) & \text{if } E_x < 0. \end{cases} \\ \hat{f}(t, \mathbf{x}, \mathbf{k}) \Big|_{u=u_b} &= \begin{cases} f_{\bar{\alpha}}(t, \mathbf{x}) & \text{if } E_x \geq 0, \\ f_\alpha(t, \mathbf{x}) & \text{if } E_x < 0. \end{cases} \end{aligned}$$

ACKNOWLEDGMENT

The first and third authors are partially supported by NSF DMS-1109525 and CHE-0934450. The second is supported by PRIN 2009. The fourth author is supported by NSF DMS 1112700 and DOE DE-FG02-08ER25863. The second and fourth author thanks the support from the J. Tinsley Oden Faculty Research Fellowship from the Institute for Computational Engineering and Sciences at the University of Texas at Austin.

REFERENCES

- [1] C. Jacoboni and P. Lugli, *The Monte Carlo method for semiconductor device simulation*, Springer-Verlag: Wien-New York, 1989.
- [2] Y. Cheng, I. Gamba, A. Majorana and C.-W. Shu, *A Discontinuous Galerkin solver for Boltzmann-Poisson systems for semiconductor devices*, *Comput. Methods Appl. Mech. Eng.* **198**, 3130 (2009).