

Particles in a box as a simple model for testing statistical field-theory

Derek Frydel

*School of Chemistry and Chemical Engineering and Institute of Natural Sciences,
Shanghai Jiao Tong University, Shanghai 200240, China*

and

*Laboratoire de Physico-Chimie Theorique, ESPCI,
CNRS Gulliver, 10 Rue Vauquelin, 75005 Paris, France*

(Dated: December 7, 2024)

Working with a toy "box model" whose particles interact via a two-body, separation-independent potential, and whose partition function reduces to a simple summation, we apply and test the statistical field-theory methods. As the first step the partition function is transformed into correct mathematical form. The new ensemble involves now auxiliary phase-space and the saddle-point solution corresponds to the mean-field approximation while the Gaussian fluctuations provide corrections.

PACS numbers:

I. INTRODUCTION

The statistical field-theory becomes increasingly more common as a theory for describing electrostatics of soft-matter system beyond the mean-field level of description [1–7]. The methods were originally conceived and polished for problems in quantum-field theory, essentially a mathematical reinterpretation of quantum mechanics in terms of path integrals. In order to apply these methods for problems in classical statistical mechanics, the original partition function needs to be transformed into an appropriate mathematical form. An auxiliary ensemble that emerges is now over an auxiliary phase-space whose direct connection to a phase-space of an original formulation is not straightforward.

The statistical field-theory provides a natural framework to go beyond the mean-field level of description, where the mean-field solution corresponds to a single point in the auxiliary phase-space, the saddle-point. The inclusion of harmonic fluctuations around the saddle-point provides the simplest extension beyond the mean-field.

In this work we study a toy model, which we refer to as the "box model", and which consists of particles interacting via a separation-independent potential and whose partition function is a simple summation over a number of particles, N ,

$$\Xi = \sum_{N=0}^{\infty} \frac{\lambda^N}{N!} e^{-\varepsilon N^2/2},$$

where λ is the effective fugacity, and ε is the dimensionless interaction energy. Before the field-theoretical methodology can be used, the original partition function needs to be transformed. Using the identity,

$$e^{-\varepsilon N^2/2} = \frac{1}{\sqrt{2\pi\varepsilon}} \int_{-\infty}^{\infty} dx e^{-x^2/2\varepsilon} e^{ixN}$$

the partition function can be transformed into

$$\Xi = \frac{1}{\sqrt{2\pi\varepsilon}} \int_{-\infty}^{\infty} dx e^{-x^2/2\varepsilon} e^{\lambda e^{ix}}.$$

Both formulations are equivalent and what changes is a dummy variable, $N \rightarrow x$, where x is an auxiliary variable devoid of straightforward physical interpretation. But the new formulation of the problem opens up new possibilities of mathematical manipulation.

One of the goals of the present work is to provide a simple and clear introduction to the statistical field-theory. Another aim is to provide a tractable testing ground for different field-theoretical approximations [8]. The special focus is on Gaussian type of approximations where the auxiliary phase-space is sampled over Gaussian distribution centered around the saddle-point. The mean-field theory accurately describes the weak-coupling limit and the Gaussian corrections provide corrections to this description, but these corrections are not sufficient to describe the intermediate and strong-coupling limit. It is not clear whether or not the variational Gaussian approach has similar limitations.

II. THE MODEL

A generic partition function for a system with two-body interactions, $u(\mathbf{r}, \mathbf{r}')$, is

$$Z = \frac{1}{N! \Lambda^{3N}} \int d\mathbf{r}_1 \dots \int d\mathbf{r}_N e^{-\frac{\beta}{2} \sum_{i \neq j}^N u(\mathbf{r}_i, \mathbf{r}_j)}. \quad (1)$$

An external potential is set to zero and the density is homogenous. For an ideal-gas $u(\mathbf{r}, \mathbf{r}') = 0$. In the present work we consider an interacting system, but with a very simple pair potential, $\beta u(\mathbf{r}, \mathbf{r}') = \varepsilon$, where ε is a constant. The partition function for such a system reduces to a simple expression,

$$Z = \frac{V^N e^{-\varepsilon N(N-1)/2}}{N! \Lambda^{3N}}, \quad (2)$$

where V denotes a system volume, and Λ is a length scale. The expression can be further simplified by separating terms of different powers in N ,

$$Z = \frac{\lambda^N}{N!} e^{-\varepsilon N^2/2}, \quad (3)$$

where $\lambda = V e^{\varepsilon/2}/\Lambda^3$ is a dimensionless parameter. Separation independent interactions exclude possibility of the thermodynamic limit.

$$\beta F = N \left(\log \frac{N}{V} - 1 \right) + \frac{\varepsilon}{2} N^2, \quad (4)$$

This is seen from the expression for the free energy density,

$$\beta f = \rho (\log \rho - 1) + \frac{\varepsilon \rho}{2} N, \quad (5)$$

where $\rho = N/V$ is the density. The interaction term renders the system non-extensive and in the thermodynamic limit the free energy density blows up. This is analogous to a gravitational or a charge system. In this work we always investigate finite systems.

The grand-canonical ensemble of the present system is

$$\Xi = \sum_{N=0}^{\infty} \frac{\lambda^N}{N!} e^{-\varepsilon N^2/2}. \quad (6)$$

Note that in this case λ is defined as $\lambda = V e^{\varepsilon/2 + \beta \mu}$, where μ is the chemical potential. For $\varepsilon = 0$, $\Xi_{\text{id}} = e^\lambda$, the average number of particles is $\langle N \rangle = \lambda$, and the grand potential is $\beta \Omega_{\text{id}} = -\lambda$. Alternatively, the grand potential can be written as a variational function of $\langle N \rangle$,

$$\beta \Omega_{\text{var}}^{\text{id}} = \langle N \rangle \left(\log \frac{\langle N \rangle}{\lambda} - 1 \right) \quad (7)$$

where the optimal $\langle N \rangle$ corresponds to the equilibrium values and is obtained from the minimum condition $\frac{\partial \Omega_{\text{var}}}{\partial \langle N \rangle} = 0$. The mean-field variational approximation for finite ε is

$$\beta \Omega_{\text{var}}^{\text{mf}} = \langle N \rangle \left(\log \frac{\langle N \rangle}{\lambda} - 1 \right) + \frac{\varepsilon}{2} \langle N \rangle^2, \quad (8)$$

where the optimal $\langle N \rangle$ yields

$$\langle N \rangle_{\text{mf}} = \lambda e^{-\varepsilon \langle N \rangle_{\text{mf}}}. \quad (9)$$

The solution for $\langle N \rangle_{\text{mf}}$ is given by the Lambert W function, such that $\langle N \rangle = \varepsilon W(\lambda)$. Inserting this result into $\Omega_{\text{var}}^{\text{mf}}$, we get an approximation for the true grand potential,

$$\beta \Omega_{\text{mf}} = -\langle N \rangle_{\text{mf}} - \frac{\varepsilon}{2} \langle N \rangle_{\text{mf}}^2. \quad (10)$$

In the next section we consider the field-theoretical methods in order to go beyond the mean-field description.

A. transformation to the auxiliary phase-space

To be able to apply the field-theoretical methodology, the partition function first needs to be transformed into an appropriate mathematical form. The transformation is accomplished through the following identity,

$$e^{-\varepsilon N^2/2} = \frac{1}{\sqrt{2\pi\varepsilon}} \int_{-\infty}^{\infty} dx e^{-x^2/2\varepsilon} e^{ixN}, \quad (11)$$

where the interaction term is linearized, and the summation over N in Eq. (6) is evaluated so that the partition function becomes

$$\Xi = \frac{1}{\sqrt{2\pi\varepsilon}} \int_{-\infty}^{\infty} dx e^{-f(x)}, \quad (12)$$

where the "action" (to use the field-theoretical language),

$$f(x) = \frac{x^2}{2\varepsilon} - \lambda e^{ix}, \quad (13)$$

is a complex function, $f = f_R + i f_I$, where the parity of each counterpart is $f_R(x) = f_R(-x)$ and $f_I(x) = -f_I(-x)$.

B. identities

In the new auxiliary ensemble, it is not clear how various expectation values, for example $\langle x \rangle$ and $\langle x^2 \rangle$, are related to those representing a physical system, such as $\langle N \rangle$ and $\langle N^2 \rangle$. Identities are generated easily enough. For example,

$$-\lambda \frac{\partial \beta \Omega}{\partial \lambda} = \langle N \rangle = \langle \lambda e^{ix} \rangle, \quad (14)$$

$$\frac{\lambda^2}{\Xi} \frac{\partial^2 \Xi}{\partial \lambda^2} = \langle N^2 \rangle - \langle N \rangle = \langle (\lambda e^{ix})^2 \rangle, \quad (15)$$

or

$$-\frac{\partial \beta \Omega}{\partial \varepsilon} = \langle N^2 \rangle = -\frac{\langle x^2 \rangle}{\varepsilon^2} + \frac{1}{\varepsilon}, \quad (16)$$

where the answer depends on an ensemble.

A more common method to generate identities involves a perturbation $f \rightarrow f + ix \delta \varrho$, where $\delta \varrho$ is referred to as the source. The identities that are generated are

$$-\frac{\partial \beta \Omega}{\partial \varrho} = -\langle ix \rangle = \varepsilon \langle N \rangle. \quad (17)$$

Further differentiation yields

$$-\frac{\partial^2 \beta \Omega}{\partial \varrho^2} = -\langle \delta x^2 \rangle = \varepsilon^2 \langle \delta N^2 \rangle - \varepsilon, \quad (18)$$

where $\delta x = x - \langle x \rangle$ and $\delta N = N - \langle N \rangle$.

Comparing Eq. (14) and Eq. (17) we find the following equality,

$$\left\langle \frac{ix}{\varepsilon} \right\rangle = -\lambda \langle e^{ix} \rangle. \quad (19)$$

Then, comparison of Eq. (15) and Eq. (16) yields,

$$\left\langle \left(\frac{ix}{\varepsilon} \right)^2 \right\rangle = \lambda^2 \langle e^{i2x} \rangle + \lambda \langle e^{ix} \rangle - \frac{1}{\varepsilon}. \quad (20)$$

C. the saddle-point and its interpretation

The saddle-point approximation is based on the idea that within the auxiliary phase-space there is a singular point whose contributions to the partition function are greater than those of any other point. The point with the greatest contribution is the saddle-point. In the most simple minded approximation the sampling of the auxiliary phase-space is assumed to be like $e^{-f(x)} \sim e^{-f(x_0)} \delta(x - x_0)$, and x_0 denotes the saddle-point. Contributions from other regions of the auxiliary phase-space are assumed to be negligible. The saddle-point is determined from the minimum condition,

$$\left. \frac{\partial f}{\partial x} \right|_{x_0} = 0, \quad (21)$$

and leads to the equality

$$x_0 = i\lambda\varepsilon e^{ix_0}. \quad (22)$$

Note, however, that the resulting saddle-point is an imaginary number, and as such it lies outside the auxiliary phase-space determined by the real axis. For a phase-space to include the saddle-point the auxiliary variable is generalized to a complex number, $z = x + iy$. The phase-space is now a contour C on the complex plane, and the partition function becomes a contour integral,

$$\Xi = \frac{1}{\sqrt{2\pi\varepsilon}} \int_C dz e^{-f(z)}. \quad (23)$$

This deformation of the path of integration is possible because the value of the integral does not depend on the contour C as long as endpoints remain fixed (consequence of the Cauchy integral theorem).

The saddle-point is now found in the complex auxiliary phase-space,

$$\left. \frac{\partial f}{\partial z} \right|_{z_0} = 0, \quad (24)$$

and it leads to

$$z_0 = i\lambda\varepsilon e^{iz_0}. \quad (25)$$

The saddle-point lies entirely on the complex axis, $z_0 = iy_0$, and

$$y_0 = \varepsilon\lambda e^{-y_0}. \quad (26)$$

The equation has the same structure as the mean-field result in Eq. (9), where $y_0 = \varepsilon\langle N \rangle$. The contributions of the saddle-point to the partition function amount to the mean-field approximation. In physical derivation of the mean-field approximation, its failure was attributed to neglect of correlations $\langle N^2 \rangle$. In the field-theoretical formulation of the problem, the failure of the mean-field is attributed to the exclusion of the phase-space region outside the saddle-point.

Considering exclusively the saddle-point, the auxiliary phase-space is sampled according to the following distribution,

$$D(z) = \frac{e^{-f(z)}}{\sqrt{2\pi\varepsilon}} \rightarrow e^{-f(z_0)} \delta(z - z_0). \quad (27)$$

The grand potential, $\beta\Omega = -\log \Xi$, that results from this delta distribution is the same as that for the mean-field approximation in Eq. (10)

$$\beta\Omega_{\text{mf}} = f(z_0) = -\frac{y_0}{\varepsilon} - \frac{y_0^2}{2\varepsilon}, \quad (28)$$

where we used $z_0 = iy_0$. The expectation values are straightforward to obtain,

$$\langle z \rangle \rightarrow z_0, \quad (29)$$

and the fluctuations are suppressed, $\langle \delta z^2 \rangle \rightarrow 0$. From Eq. (17) we have $y_0 = \varepsilon\langle N \rangle$.

D. the Gaussian fluctuations

So far we did not provide an improvement over the mean-field and only gave it a different interpretation. To go beyond the mean-field we take into account contributions of the phase-space region around the saddle-point. This is done by expanding the action up to a harmonic term,

$$f(z) \approx f(z_0) + \frac{1}{2} f''(z_0) (z - z_0)^2, \quad (30)$$

and the auxiliary phase-space is now sampled under the Gaussian distribution centered at z_0 and with variance

$$\sigma = \frac{1}{f''(z_0)} = \frac{\varepsilon}{1 + \varepsilon\lambda e^{iz_0}}. \quad (31)$$

The approximated partition function becomes

$$\begin{aligned} \Xi_G &= e^{-f(z_0)} \int_C \frac{dz}{\sqrt{2\pi\varepsilon}} e^{-f''(z_0)(z-z_0)^2/2} \\ &= e^{-f(z_0)} \sqrt{\frac{\sigma}{\varepsilon}}. \end{aligned} \quad (32)$$

Note that the result is independent of C as long as end-points remain fixed. The grand potential, $\beta\Omega = -\log \Xi$, is

$$\beta\Omega_G = f(z_0) - \log \sqrt{\frac{\sigma}{\varepsilon}}. \quad (33)$$

The Gaussian distribution, being centered at z_0 , still yields $\langle z \rangle \rightarrow z_0$, but now the correlations are finite, $\langle \delta z^2 \rangle = \sigma$, and correspond to the variance of the Gaussian function. It is possible to obtain more accurate results for $\langle z \rangle$ by using an alternative definition, for example using Eq. (14) and Eq. (17)

$$\frac{\langle iz \rangle}{\varepsilon} = \lambda \frac{\partial \beta\Omega_G}{\partial \lambda}, \quad (34)$$

which yields

$$\langle z \rangle = z_0 - \frac{i}{2} \lambda e^{iz_0} \sigma^2, \quad (35)$$

or, using the identity $-\langle iz \rangle = \varepsilon \langle N \rangle$,

$$\langle N \rangle_g = \frac{y_0}{\varepsilon} - \frac{\lambda}{2\varepsilon} e^{-y_0} \sigma^2 \quad (36)$$

where the Gaussian fluctuations correct the mean-field result.

E. variational Gaussian approximation

We consider next the Gaussian approximation, but with z_0 and σ determined variationally. The reference partition function is

$$\begin{aligned} \Xi_0 &= \int_C \frac{dz}{\sqrt{2\pi\varepsilon}} e^{-(z-z_0)^2/2\sigma} \\ &= \sqrt{\frac{\sigma}{\varepsilon}}, \end{aligned} \quad (37)$$

where z_0 and σ are variational parameters. What is needed next, is a procedure for determining optimal parameters. Optimal parameters are not unique and will depend on such a procedure. Here we use the standard construction based on the Gibbs-Bogoliubov-Feynman inequality (GBF).

By writing the action as $f = f_0 + \Delta f$, where

$$f_0(z) = \frac{(z-z_0)^2}{2\sigma}, \quad (38)$$

the exact partition function can be rewritten as

$$\Xi = \int_{-\infty}^{\infty} \frac{dx}{\sqrt{2\pi\varepsilon}} e^{-f_0(x)} e^{-\Delta f(x)} = \Xi_0 \langle e^{-\Delta f} \rangle_0, \quad (39)$$

where

$$\langle \dots \rangle_0 = \frac{\int_{-\infty}^{\infty} dx e^{-f_0}(\dots)}{\int_{-\infty}^{\infty} dx e^{-f_0}}. \quad (40)$$

Optimization becomes possible by supplying a variational bound,

$$\Xi_0 \langle e^{-\Delta f} \rangle_0 \geq \Xi_0 e^{-\langle \Delta f \rangle_0}, \quad (41)$$

where the right-hand side expression is the variational partition function,

$$\Xi_{\text{var}} = \Xi_0 e^{-\langle \Delta f \rangle_0}. \quad (42)$$

The variational bound was obtained from the GBF,

$$e^X \geq 1 + X, \quad (43)$$

and it is a standard variational construction.

So far so good, but the inequality works only for a real X . For a complex X a variational recipe seems to be lacking and the construction based on the GBF is frequently used despite the fact that the GBF inequality is no longer satisfied. (One way to handle this is to drop the complex counterpart. However, a careful study showed that such an approach leads to flawed results [9]. A more general discussion of variational constructions for any given quantity can be found in [10]). It is difficult to say *a priori* what can go wrong with a construction based on the GBF inequality when applied to a complex action. For one thing, one can no longer expect the existence of the variational bound,

$$\Xi \geq \Xi_{\text{var}}. \quad (44)$$

Ξ_{var} need not approach Ξ from above but in oscillatory fashion [11]. This alone does not necessarily constitute a serious drawback: a stationary point is merely substituted by the saddle-point. In the present work we do not attempt to rectify the problem of construction and assume that the optimal values from the construction are improved over those from the standard Gaussian approach.

Once $\langle \Delta f \rangle_0$ is evaluated, the variational partition function in Eq. (42) becomes

$$\Xi_{\text{var}} = \sqrt{\frac{\sigma}{\varepsilon}} \exp \left[- \left(\frac{\sigma - \varepsilon + z_0^2}{2\varepsilon} - \lambda e^{-\sigma/2} e^{iz_0} \right) \right], \quad (45)$$

and the optimal parameters are given by the saddle-point, $\frac{\partial \Xi_{\text{var}}}{\partial z_0} = 0$ and $\frac{\partial \Xi_{\text{var}}}{\partial \sigma} = 0$, which yields two coupled equations,

$$y_0 = \varepsilon \lambda e^{-(y_0 + \sigma/2)}, \quad (46)$$

$$\frac{\varepsilon}{\sigma} - \varepsilon \lambda e^{-(y_0 + \sigma/2)} - 1 = 0, \quad (47)$$

where we used $z_0 = iy_0$. Comparing with the standard Gaussian method, Eq. (26) and Eq. (31), we infer that for the same set of parameters (λ, ε) ,

$$y_0^{\text{var}} \leq y_0^{\text{sp}}, \quad (48)$$

and

$$\sigma^{\text{var}} \geq \sigma^{\text{sp}}, \quad (49)$$

since $\sigma \geq 0$.

As in the case of the Gaussian approximation

$$\langle z \rangle \rightarrow z_0, \quad (50)$$

and

$$\langle \delta z^2 \rangle \rightarrow \sigma. \quad (51)$$

Unlike for the Gaussian method, the result in Eq. (50) does not depend on definition. The variational construction, therefore, restores some level self-consistency. $\langle \delta z^2 \rangle$, however, is no longer self-consistent and it depends on definition.

By writing the coupled variational equations in term of $\langle N \rangle$,

$$\langle N \rangle_{\text{gv}} = \lambda e^{-\varepsilon \langle N \rangle_{\text{gv}} - \sigma/2}, \quad (52)$$

we see how the result differs from the mean-field. There is an additional interaction term due to fluctuations, $\sigma/2$. And the fluctuations in Eq. (47) can be written as

$$\sigma = \frac{\epsilon}{1 + \varepsilon \langle N \rangle_{\text{gv}}}, \quad (53)$$

to yield a single equation

$$\langle N \rangle_{\text{gv}} = \lambda \exp \left[-\varepsilon \left(\frac{\frac{1}{2} + \langle N \rangle_{\text{gv}} + \varepsilon \langle N \rangle_{\text{gv}}^2}{1 + \varepsilon \langle N \rangle_{\text{gv}}} \right) \right]. \quad (54)$$

F. results

We now have three different levels approximation. Considering expression for the average number of particles, the mean-field expression is

$$\langle N \rangle_{\text{mf}} = \lambda e^{-\varepsilon \langle N \rangle_{\text{mf}}}, \quad (55)$$

supplemented by Gaussian contributions it becomes,

$$\langle N \rangle_{\text{g}} = \langle N \rangle_{\text{mf}} \left[1 - \frac{\varepsilon}{2} \left(\frac{1}{1 + \langle N \rangle_{\text{mf}}} \right)^2 \right], \quad (56)$$

and, finally, the expression from the variational model is

$$\langle N \rangle_{\text{gv}} = \lambda \exp \left[-\varepsilon \left(\frac{\frac{1}{2} + \langle N \rangle_{\text{gv}} + \varepsilon \langle N \rangle_{\text{gv}}^2}{1 + \varepsilon \langle N \rangle_{\text{gv}}} \right) \right]. \quad (57)$$

The Gaussian approximations, furthermore, provide expressions for fluctuations in the number of particles,

$$\langle N^2 \rangle_{\text{g}} = \frac{\langle N \rangle_{\text{g}}}{1 + \varepsilon \langle N \rangle_{\text{g}}}, \quad (58)$$

and the same formula applies to the variational method, $\text{G} \rightarrow \text{GV}$. Finally, different expressions for the grand potential are

$$\beta \Omega_{\text{mf}} = -\langle N \rangle_{\text{mf}} - \frac{\varepsilon}{2} \langle N \rangle_{\text{mf}}^2, \quad (59)$$

$$\beta \Omega_{\text{g}} = \beta \Omega_{\text{mf}} + \frac{1}{2} \log(1 + \varepsilon \langle N \rangle_{\text{mf}}), \quad (60)$$

and

$$\begin{aligned} \beta \Omega_{\text{gv}} = & -\langle N \rangle_{\text{gv}} - \frac{\varepsilon}{2} \left[\frac{\langle N \rangle_{\text{gv}} + \langle N \rangle_{\text{gv}}^2 + \varepsilon \langle N \rangle_{\text{gv}}^3}{1 + \varepsilon \langle N \rangle_{\text{gv}}} \right] \\ & + \frac{1}{2} \log(1 + \varepsilon \langle N \rangle_{\text{gv}}). \end{aligned} \quad (61)$$

Fig. (1) plots these different quantities as a function of ϵ for fixed λ . Both Gaussian approximations show definite improvement over the mean-field. The accuracy of the mean-field does not extend beyond $\varepsilon = 1$. The Gaussian approximations are accurate up to $\varepsilon = 3$. Then, as ε increases and the box becomes empty near $\varepsilon = 10$, the standard Gaussian fails to capture this behavior, while the variational Gaussian seems to recover this limit correctly. However the manner this limit is approached is very abrupt, more like an anomaly.

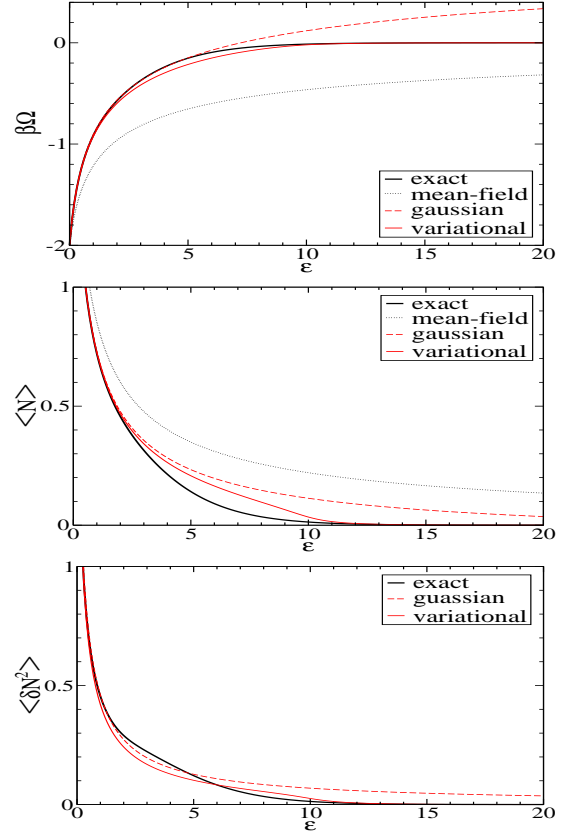


FIG. 1: Ω , $\langle N \rangle$, and $\langle \delta N^2 \rangle$ as a function of ε for $\lambda = 2$.

In Fig. (2) we show the same plots but suppress the empty box limit by writing $\lambda \rightarrow \lambda e^{\varepsilon/2}$, where λ is kept fixed. This, in fact, makes more physical sense, since a single particle in a box does not interact with other particles and one particle configurations are never suppressed in the limit $\varepsilon \rightarrow \infty$. In the limit $\varepsilon \rightarrow \infty$, the probability for a box to be empty is $1/(1+\lambda)$ and to be occupied by a single particle it is $\lambda/(1+\lambda)$. In this case, the variational Gaussian is not performing better than its standard counterpart.

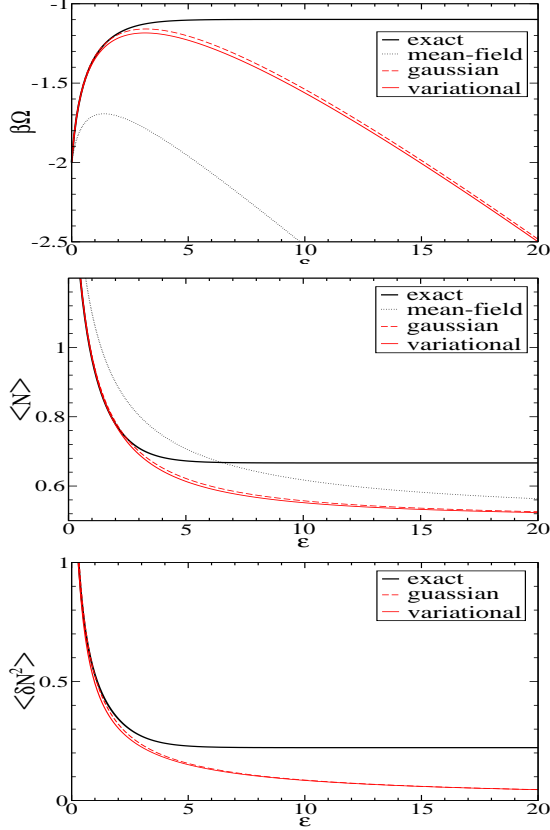


FIG. 2: Ω , $\langle N \rangle$, and $\langle \delta N^2 \rangle$ as a function of ε for $\lambda = 2e^{\varepsilon/2}$

Because the difference between the standard and variational Gaussian is not significant, the question is whether the Gaussian sampling of the auxiliary phase-space is itself a limiting factor in describing the strong-coupling limit, or whether the variational construction based on the GBF inequality fails to give the best parametrization of the Gaussian distribution.

III. SEVERAL PARTICLE SPECIES

To expand testing of different methods, we consider a box with M different particle species. The number of particles of each species is given by the M -dimensional vector \mathbf{N} , and the interactions between species are given by the $M \times M$ connectivity matrix \mathcal{K} .

A partition function of the M -species system is

$$\Xi = \sum_{\mathbf{N}} \prod_{i=1}^M \left(\frac{\lambda_i^{N_i}}{N_i!} \right) e^{-\frac{\varepsilon}{2} (\mathbf{N}^T \mathcal{K} \mathbf{N})}, \quad (62)$$

where $\mathbf{N} \equiv \{N_1, N_2, \dots, N_M\}$ and $N_i = \{0, 1, 2, \dots, \infty\}$. For $\varepsilon = 0$ the partition function can be evaluated exactly,

$$\Xi_{\text{id}} = \prod_{i=1}^M e^{\lambda_i} \quad (63)$$

where the corresponding grand potential is $\beta\Omega_{\text{id}} = -\sum_{i=1}^M \lambda_i$. The same result can be obtained variationally from $\beta\Omega_{\text{var}}^{\text{id}}$,

$$\beta\Omega_{\text{var}}^{\text{id}} = \sum_{i=1}^M \langle N_i \rangle \left(\log \frac{\langle N_i \rangle}{\lambda_i} - 1 \right), \quad (64)$$

where the equilibrium values of $\langle N_i \rangle$ are obtained from the minimum condition, $\frac{\partial \Omega}{\partial \langle N_i \rangle} = 0$. The variational grand potential with the mean-field contribution is

$$\beta\Omega_{\text{var}}^{\text{mf}} = \beta\Omega_{\text{var}}^{\text{id}} + \frac{\varepsilon}{2} \sum_{i,j} \mathcal{K}_{ij} \langle N_i \rangle \langle N_j \rangle, \quad (65)$$

where the equilibrium expectation values for N_i are

$$\langle N_i \rangle_{\text{mf}} = \lambda_i e^{-\varepsilon \sum_{j=1}^M \mathcal{K}_{ij} \langle N_j \rangle_{\text{mf}}}. \quad (66)$$

Inserting this back into the variational expression, we have the mean-field grand potential in terms of equilibrium density,

$$\beta\Omega_{\text{mf}} = -\sum_{i=1}^M \langle N_i \rangle_{\text{mf}} - \frac{\varepsilon}{2} \sum_{i,j} \langle N_i \rangle_{\text{mf}} \langle N_j \rangle_{\text{mf}}. \quad (67)$$

A. transformation

In order to affect the transformation to the auxiliary phase-space, we employ the following identity,

$$e^{-\frac{\varepsilon}{2} (\mathbf{N}^T \mathcal{K} \mathbf{N})} = \frac{1}{\sqrt{\det 2\pi\varepsilon\mathcal{K}}} \int d\mathbf{x} e^{-\frac{1}{2\varepsilon} (\mathbf{x}^T \mathcal{K}^{-1} \mathbf{x})} e^{i\mathbf{N}^T \mathbf{x}}, \quad (68)$$

for the interaction term and which transforms the partition function into its field-theoretical counterpart,

$$\Xi = \frac{1}{\sqrt{\det 2\pi\varepsilon\mathcal{K}}} \int d\mathbf{x} e^{-f(\mathbf{x})}, \quad (69)$$

where the action is

$$f(\mathbf{x}) = \frac{\mathbf{x}^T \mathcal{K}^{-1} \mathbf{x}}{2\varepsilon} - \sum_{i=1}^M \lambda_i e^{ix_i}. \quad (70)$$

\mathcal{K}^{-1} is the inverse of \mathcal{K} , $\mathbf{x} \equiv \{x_1, x_2, \dots, x_M\}$, and

$$\int d\mathbf{x} = \int_{-\infty}^{\infty} \prod_{i=1}^M dx_i. \quad (71)$$

B. identities

Using relations similar to those in Section II B we generate some relevant identities between expectation values of different ensembles. For the average number of particles we have

$$\langle N_i \rangle = -\frac{1}{\varepsilon} \sum_{j=1}^M \mathcal{K}_{ij}^{-1} \langle i x_j \rangle. \quad (72)$$

and for fluctuations in the particle number,

$$\langle \delta N_i \delta N_j \rangle = -\frac{1}{\varepsilon^2} \sum_{k,l}^N \mathcal{K}_{ki}^{-1} \mathcal{K}_{lj}^{-1} \langle \delta x_k \delta x_l \rangle + \frac{1}{\varepsilon} \mathcal{K}_{ij}^{-1}. \quad (73)$$

C. the saddle-point approximation

As for the single species case, we generalize the real vector \mathbf{x} to its complex counterpart, $\mathbf{z} = \mathbf{x} + i\mathbf{y}$. The saddle-point now corresponds to the vector \mathbf{z}_0 at which f is stationary,

$$\left. \frac{\partial f(\mathbf{z})}{\partial \mathbf{z}} \right|_{\mathbf{z}=\mathbf{z}_0} = 0. \quad (74)$$

This yields the set of M -coupled equations, and the solution is strictly imaginary, $\mathbf{z}_0 = i\mathbf{y}_0$, where

$$y_{0,i} = \varepsilon \sum_{j=1}^N \mathcal{K}_{ij} \lambda_i e^{-y_{0,j}}. \quad (75)$$

By restricting the sampling of a phase-space to a single point, $e^{-f(\mathbf{z})}/\sqrt{\det 2\pi\mathcal{K}} \rightarrow \delta(\mathbf{z} - \mathbf{z}_0)$, we recover the mean-field approximation of Eq. (67), where $\langle z_i \rangle \rightarrow z_{0,i}$ and where fluctuations are suppressed, $\langle \delta z_i \delta z_j \rangle = 0$.

D. the Gaussian approximation

In Gaussian approximation the action includes harmonic fluctuations around the saddle-point,

$$f(\mathbf{z}) \approx f(\mathbf{z}_0) + \frac{1}{2\varepsilon} \sum_{i,j} (z_i - z_{0,i})(z_j - z_{0,j}) \mathcal{S}_{ij}^{-1}, \quad (76)$$

where

$$\mathcal{S}_{ij}^{-1} = \varepsilon \frac{\partial^2 f(\mathbf{z}_0)}{\partial z_i \partial z_j}, \quad (77)$$

and

$$\mathcal{S}_{ij}^{-1} = \mathcal{K}_{ij}^{-1} + \varepsilon \lambda_i e^{iz_{0,i}} \delta_{ij}. \quad (78)$$

The partition function becomes

$$\begin{aligned} \Xi_g &= \frac{e^{-f(\mathbf{z}_0)}}{\sqrt{\det 2\pi\varepsilon\mathcal{K}}} \int_C d\mathbf{z} e^{-\frac{1}{2\varepsilon}(\mathbf{z}-\mathbf{z}_0)^T \mathcal{S}^{-1}(\mathbf{z}-\mathbf{z}_0)} \\ &= e^{-f(\mathbf{z}_0)} \sqrt{\det \mathcal{S} \mathcal{K}^{-1}}, \end{aligned} \quad (79)$$

and the grand thermodynamic potential is

$$\Omega_g = f(\mathbf{z}_0) - \log \sqrt{\det \mathcal{S} \mathcal{K}^{-1}}. \quad (80)$$

The expectation value still is $\langle z_i \rangle \rightarrow z_{0,i}$, but the fluctuations are finite,

$$\langle \delta z_i \delta z_j \rangle \rightarrow \varepsilon \mathcal{S}_{ij}. \quad (81)$$

The expression for $\langle z_i \rangle$ can be improved by using an alternative definition, $-\langle i z_i \rangle = \frac{\partial \ln \Xi}{\partial \varrho_i}$, where the source vector $\delta \varrho$ perturbs the action, $f \rightarrow f + i\delta \varrho \cdot \mathbf{z}$, yielding

$$\begin{aligned} -\langle i z_i \rangle &= \frac{\partial f(\mathbf{z}_0)}{\partial \varrho_i} - \frac{\partial \ln \sqrt{\det \mathcal{S}}}{\partial \varrho_i} \\ &= y_{0,i} - \sum_{j=1}^M \frac{\partial \ln \sqrt{\det \mathcal{S}}}{\partial y_{0,j}} \frac{\partial y_{0,j}}{\partial \varrho_i} \\ &= y_{0,i} - \frac{\varepsilon^2}{2} \sum_{j=1}^M \lambda_i e^{-y_{0,j}} \mathcal{S}_{jj} \mathcal{S}_{ij}. \end{aligned} \quad (82)$$

E. the variational Gaussian approximation

The variational Gaussian is constructed along the lines in Section II E for a single component system. Starting with the reference partition function,

$$\Xi_0 = \int_C \frac{d\mathbf{z}}{\sqrt{\det 2\pi\varepsilon\mathcal{K}}} e^{-\frac{1}{2\varepsilon}(\mathbf{z}-\mathbf{z}_0)^T \mathcal{S}^{-1}(\mathbf{z}-\mathbf{z}_0)}, \quad (83)$$

where \mathbf{z}_0 and \mathcal{S} are variational parameters. Optimal values for these parameters are obtained from a construction based on the GBF inequality that yields the following variational expression for the grand potential,

$$\begin{aligned} \beta\Omega_{\text{var}} &= \frac{1}{2} \sum_{i,j}^M \mathcal{K}_{ij}^{-1} \left(\mathcal{S}_{ij} - \mathcal{K}_{ij} + z_{0,i} z_{0,j} \right) \\ &\quad - \sum_{i=1}^M \lambda_i e^{iz_{0,i}} e^{-\frac{\varepsilon}{2} \mathcal{S}_{ii}} - \log \sqrt{\det \mathcal{S} \mathcal{K}^{-1}}. \end{aligned} \quad (84)$$

The condition of stationarity, $\frac{\partial \Omega_{\text{var}}}{\partial y_{0,i}} = 0$ and $\frac{\partial \Omega_{\text{var}}}{\partial \mathcal{E}_{0,ij}} = 0$, yields

$$-iz_{0,i} = \varepsilon \sum_{j=1}^M \mathcal{K}_{ij} \lambda_i e^{iz_{0,j}} e^{-\frac{\varepsilon}{2} \mathcal{S}_{jj}} \quad (85)$$

and

$$\mathcal{S}_{ij}^{-1} = \mathcal{K}_{ij}^{-1} + \varepsilon \lambda_i e^{iz_{0,i}} e^{-\frac{\varepsilon}{2} \mathcal{S}_{ii}} \delta_{ij}, \quad (86)$$

respectively. The variational Gaussian method satisfies the following self-consistency criterion,

$$-\langle i z_i \rangle_0 = \frac{\partial \ln \Xi_{\text{var}}}{\partial \varrho_i} = y_{0,i}, \quad (87)$$

and the fluctuations are given by $\langle \delta z_i \delta z_j \rangle = \varepsilon \mathcal{S}_{ij}$.

F. results

To test various approximations, we consider a neutral system with both repulsive and attractive interactions, whose connectivity matrix is

$$\mathcal{K} = \begin{bmatrix} 1 & \frac{1}{2} & 0 & -1 & -\frac{1}{2} & 0 \\ \frac{1}{2} & 1 & \frac{1}{2} & -\frac{1}{2} & -1 & -\frac{1}{2} \\ 0 & \frac{1}{2} & 1 & 0 & -\frac{1}{2} & -1 \\ -1 & -\frac{1}{2} & 0 & 1 & \frac{1}{2} & 0 \\ -\frac{1}{2} & -1 & -\frac{1}{2} & \frac{1}{2} & 1 & \frac{1}{2} \\ 0 & -\frac{1}{2} & -1 & 0 & \frac{1}{2} & 1 \end{bmatrix}. \quad (88)$$

For $\lambda_i = \lambda$, the mean-field does not yield variation of the average number of particles with ε , and so $\langle N_i \rangle_{\text{mf}} = \lambda$. Differentiation of $\langle N_i \rangle$ for different species is driven by correlations alone. Another feature of the matrix in Eq. (88) is that each species shows positive correlations with another species, leading to permanent pairs for large ε , thus, if $\mathcal{K}_{ij} = -1$, then i, j will form permanent pairs.

Setting $\lambda_i = \lambda$, the saddle-point is $y_{0,i} = 0$, thus the mean-field density is

$$\langle N_i \rangle_{\text{mf}} = \lambda, \quad (89)$$

see Eq. (75) and Eq. (72). The corrections to the mean-field due to Gaussian fluctuations yield

$$\langle N_i \rangle_{\text{g}} = \lambda - \frac{\lambda \varepsilon}{2} \mathcal{S}_{ii} + \frac{\lambda^2 \varepsilon^2}{2} \sum_{j=1}^M \mathcal{S}_{jj} \mathcal{S}_{ij}, \quad (90)$$

but from Eq. (78) we find that

$$\sum_{j=1}^M \mathcal{S}_{jj} \mathcal{S}_{ij} = 0, \quad (91)$$

and the average number of particles becomes

$$\langle N_i \rangle_{\text{g}} = \lambda \left(1 - \frac{\varepsilon}{2} \mathcal{S}_{ii} \right). \quad (92)$$

As we study the system with fixed total number of particles, $N = \sum_{i=1}^M \langle N_i \rangle$, λ needs to be normalized,

$$\lambda = \frac{N}{M - \varepsilon \sum_{i=1}^M \mathcal{S}_{ii}/2}, \quad (93)$$

and the final expression is

$$\langle N_i \rangle_{\text{g}} = \frac{N(1 - \varepsilon \mathcal{S}_{ii}/2)}{\sum_{i=1}^M (1 - \varepsilon \mathcal{S}_{ii}/2)}. \quad (94)$$

The average number of particles for different species varies only on account of fluctuations captured by the covariance matrix \mathcal{S} ,

$$\mathcal{S}_{ij}^{-1} = \mathcal{K}_{ij}^{-1} + \lambda \varepsilon \delta_{ij}. \quad (95)$$

The saddle-point of the variational Gaussian is also found to be zero, $z_{0,i} = 0$ and the two coupled equations, Eq. (85) and Eq. (86), simplify to

$$\langle N_i \rangle_{\text{gv}} = \lambda e^{-\varepsilon \mathcal{S}_{ii}/2}, \quad (96)$$

where λ is normalized and gives

$$\langle N_i \rangle_{\text{gv}} = \frac{N e^{-\varepsilon \mathcal{S}_{ii}/2}}{\sum_{i=1}^M e^{-\varepsilon \mathcal{S}_{ii}/2}}, \quad (97)$$

and the covariance matrix is

$$\mathcal{S}_{ij}^{-1} = \mathcal{K}_{ij}^{-1} + \varepsilon \langle N_i \rangle_{\text{gv}} \delta_{ij}. \quad (98)$$

Fig. (3) shows the variation of $\langle N_1 \rangle$ with ε . Both Gaussian approximations capture the qualitative features of the exact system, however, fail to reproduce the fast decay as $\varepsilon \rightarrow \infty$.

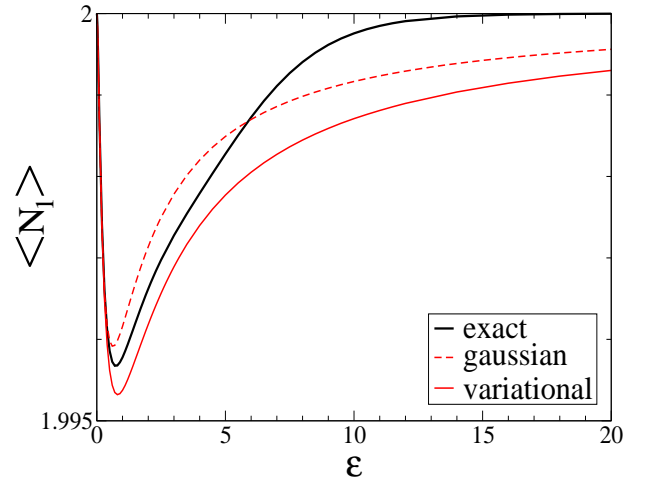


FIG. 3: The average number of particles of the species 1 as a function of the coupling constant. The connectivity matrix \mathcal{K} of the system as in Eq. (88) and $\lambda_i = \lambda$. The total number of particles is fixed, $\sum_{i=1}^M \langle N_i \rangle = 12$. The same behavior is observed for the species 3, 4, 6 and the species 2, 5 share a different behavior.

Since variation in the average particle number is triggered by correlations, it is instructive to examine these quantities. In Fig. (4) we show the exact results. As most cross-correlations decay to zero as $\varepsilon \rightarrow \infty$, the correlations between the species 1, 4 increase until $\langle \delta N_1 \delta N_4 \rangle = \langle \delta N_1 \delta N_1 \rangle = \langle \delta N_4 \delta N_4 \rangle$, signaling that these species enter and leave a box only as a pair, never as free particles. This is reminiscent of Bjerrum pairs in electrostatics [12].

The correlation expressions for Gaussian approximations, using Eq. (73) and Eq. (81) are

$$\langle \delta N_i \delta N_j \rangle_{\text{gv}} = \delta_{ij} \langle N_i \rangle_{\text{gv}} - \varepsilon \langle N_i \rangle_{\text{gv}} \langle N_j \rangle_{\text{gv}} \mathcal{S}_{ij}, \quad (99)$$

for the variational Gaussian, where $\langle N_i \rangle_{\text{gv}}$ is defined in Eq. (97), and for the Gaussian approximation we have

$$\langle \delta N_i \delta N_j \rangle_{\text{g}} = \lambda \delta_{ij} - \varepsilon \lambda^2 \mathcal{S}_{ij}. \quad (100)$$

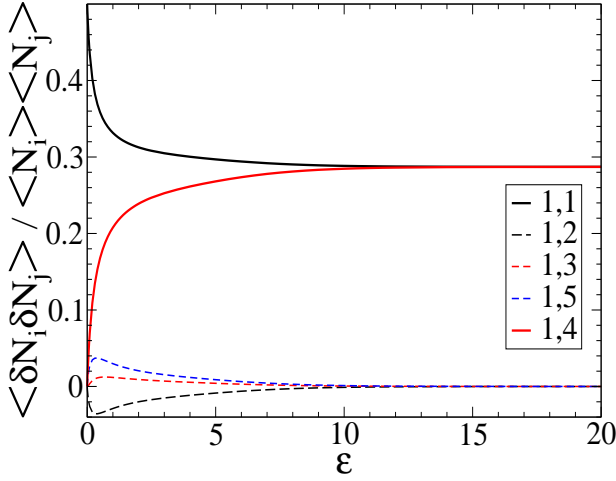


FIG. 4: Various auto- and cross-correlations in the number of particles for the same system as that in Fig. (3).

The result here depends whether or not we use a bare λ , $\lambda = N/M$, or a normalized λ in Eq. (93). The normalized λ gives, of course, better results, as seen in Fig. (5), where the Gaussian data points are close to the exact curve. Using a bare λ , the results between different approximations are indistinguishable. None of the approximations, however, produce a complete pairing as seen for the exact system. The gap between auto- and cross-correlations always remains finite.

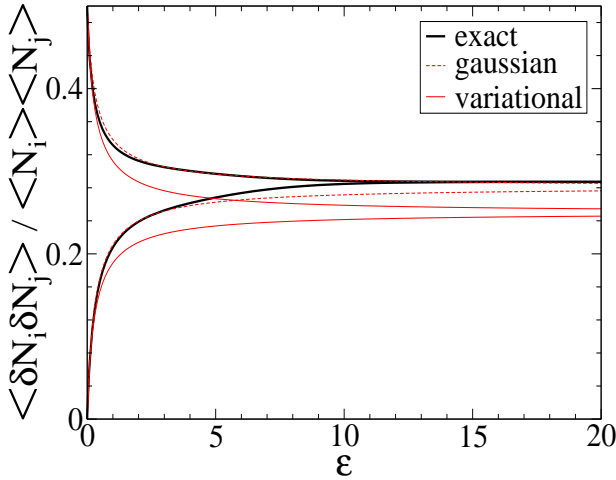


FIG. 5: Auto- and cross-correlations in the number of particles obtained from Gaussian approximations. The parameters as in Fig. (3).

In Fig. (6) we plot the grand potential for Gaussian approximations using exact λ values obtained from the system with fixed total number of particles, $N = 12$. Here, the variational Gaussian is doing slightly better than the standard Gaussian approximation.

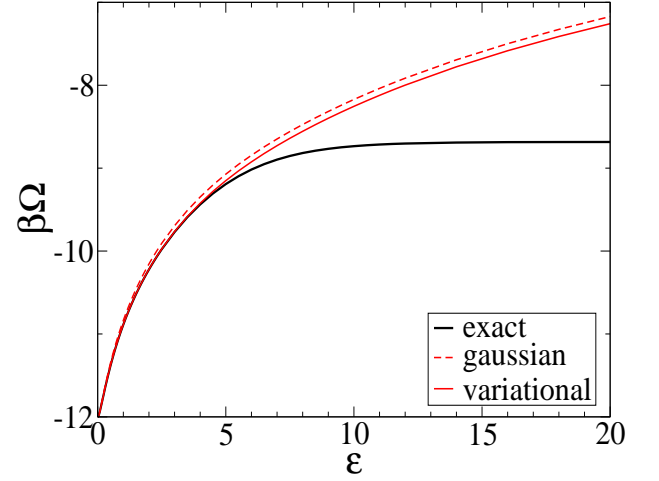


FIG. 6: The grand potential as a function of ε . For Gaussian approximations we use the exact values of λ as obtained to keep the total number of particles fixed at $N = 12$.

G. the liquid-state theories

Integral equation theories of the liquid-state directly approximate distribution functions from the exact Ornstein-Zernike equation supplemented with an approximate closure. The relevant quantity in the liquid-state formalism is the correlation function, h_{ij} , which for the present system is

$$h_{ij} = \frac{\langle \delta N_i \delta N_j \rangle}{\langle N_i \rangle \langle N_j \rangle} - \frac{\delta_{ij}}{\langle N_j \rangle}. \quad (101)$$

The Kronecker delta function subtracts interactions of a particle with itself included in the first term. The Ornstein-Zernike equation relates h_{ij} to the direct correlation function c_{ij} ,

$$h_{ij} = c_{ij} + \sum_{k=1}^M \langle N_k \rangle h_{jk} c_{ki}. \quad (102)$$

To obtain c_{ij} some closure is required and, generally, is obtained from another exact equation,

$$h_{ij} = e^{-\varepsilon \mathcal{K}_{ij} + h_{ij} - c_{ij} + \mathcal{B}_{ij}} - 1, \quad (103)$$

which introduces the bridge function \mathcal{B}_{ij} . In the hypernetted chain approximation (HNC) it is assumed that $\mathcal{B}_{ij} = 0$. For inhomogeneous systems an additional closure for $\langle N_i \rangle$ is needed. For simplicity, we consider a homogenous system, where the average number of particles for every species is the same, and such a closure is not required.

To make contact with the Gaussian approximations, we rewrite the corresponding equations in terms of h_{ij} . Using definitions in Eq. (101) and Eq. (73) and the result for the Gaussian approximations, $\langle \delta z_i \delta z_j \rangle = \varepsilon \mathcal{S}_{ij}$,

we find the following equivalence,

$$h_{ij} = -\varepsilon \mathcal{S}_{ij}. \quad (104)$$

Using Eq. (78) and Eq. (86) we obtain the following sets of equations: for the standard Gaussian approximation,

$$h_{ij} = -\varepsilon \mathcal{K}_{ij} - \varepsilon \sum_{k=1}^M \langle N_k \rangle_{\text{mf}} h_{jk} \mathcal{K}_{ki}, \quad (105)$$

$$\langle N_i \rangle_{\text{mf}} = \lambda e^{-\varepsilon \sum_{j=1}^M \mathcal{K}_{ij} \langle N_j \rangle_{\text{mf}}}, \quad (106)$$

and for the variational Gaussian,

$$h_{ij} = -\varepsilon \mathcal{K}_{ij} - \varepsilon \sum_{k=1}^M \langle N_k \rangle_{\text{gv}} h_{jk} \mathcal{K}_{ki}, \quad (107)$$

$$\langle N_i \rangle_{\text{gv}} = \lambda e^{-\varepsilon \sum_{j=1}^M \mathcal{K}_{ij} \langle N_j \rangle_{\text{gv}} + h_{ii}/2}. \quad (108)$$

In both approximations $c_{ij} = -\varepsilon \mathcal{K}_{ij}$ and the difference comes from different formulations for $\langle N_i \rangle$.

To keep things simple, we consider a "homogeneous" system. For such a situation the difference between the Gaussian and variational Gaussian disappears, and there is only one equation to calculate, that for h_{ij} . We consider a two component system,

$$\mathcal{K} = \begin{bmatrix} 1 & -1 \\ -1 & 1 \end{bmatrix}, \quad (109)$$

with $\langle N_i \rangle = 2$. In Fig. (7) we plot the results for auto- and cross-correlation functions. The exact results indicate the formation of pairs after $\varepsilon = 10$, where particles enter and leave the box as pairs, never as free particles. The HNC results show improved values over the Gaussian approximation, but like the Gaussian approximation, it fails to capture the formation of pairs, that is, it allows a fraction of particles to be dissociated. The improvement of the HNC can be traced to a more accurate expression for the direct correlation function

$$c_{ij}^{\text{HNC}} = -\varepsilon \mathcal{K}_{ij} + \Delta c_{ij}^{\text{HNC}}. \quad (110)$$

In Fig. (8) we plot Δc_{ij} for the HNC approximation and the exact results. The correction due to the HNC seems to saturate in the limit $\varepsilon \rightarrow 0$. On the other hand, the exact Δc_{ij} diverges. This implies that the contributions of the bridge function \mathcal{B} are not trivial and the bridge function itself must diverge to cancel out the divergent behavior of c_{ij} . The divergent behavior of c_{ij} seems to be the signature of pairing.

IV. CONCLUSION

Using a simple model we derive various field-theoretical approximations based on the Gaussian sampling of an

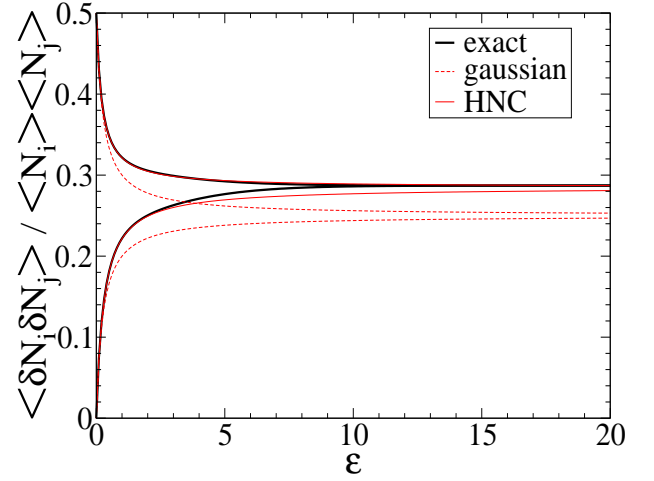


FIG. 7: Auto- and cross-correlation function for a homogeneous system with connectivity matrix in Eq. (109) for $\langle N_i \rangle = 2$. In homogenous case the difference between Gaussian approximations vanishes. The HNC results are closer to those from exact calculations, but it does not capture the complete pairing of $\varepsilon > 10$, where particles always enter box as pairs and not free particles.

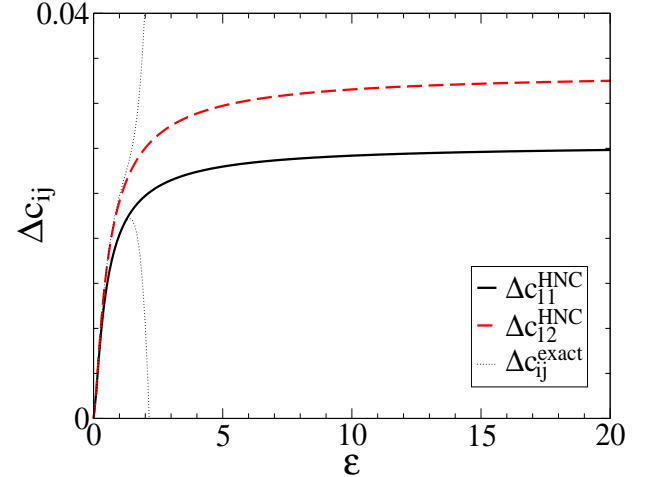


FIG. 8:

auxiliary phase-space. The expectation is that these points sufficiently represent all configurations. As the procedure provides significant corrections to the mean-field in the weak-coupling limit it fails in the intermediate and strong-coupling regime. This is true also for the variational Gaussian method. The question then is whether the problem lies within the limitations of the Gaussian sampling, or inadequate optimization of the variational parameters provided by the GBF inequality. These issues need to be explored further.

How the model is relevant to more realistic systems such as electrolytes or polymer solutions, it is not clear. The model has its own peculiarities and does not capture

many of the details of these systems. On the other hand, it is hard to suspect that if an approximation does not work for this simple model, it would do well in these more realistic ones.

Appendix A: Useful linear algebra

We go over some relations involving vectors and matrices, useful to follow the derivations for a multiple particle system. A Gaussian integral with the covariance square matrix \mathcal{K} is

$$\int d\mathbf{x} e^{-\frac{1}{2}(\mathbf{x}^T \mathcal{K}^{-1} \mathbf{x})} = \sqrt{\det 2\pi \mathcal{K}} \quad (\text{A1})$$

where \mathbf{x} is a vector and \mathcal{K}^{-1} is the inverse of \mathcal{K} such that

$$\mathcal{K} \mathcal{K}^{-1} = \mathcal{I}, \quad (\text{A2})$$

where \mathcal{I} is the identity matrix with elements δ_{ij} . Furthermore

$$\frac{\partial \mathcal{K}_{ij}^{-1}}{\partial \mathcal{K}_{kl}} = -\mathcal{K}_{ij}^{-1} \mathcal{K}_{kl}^{-1}. \quad (\text{A3})$$

The operation $\mathbf{x}^T \mathcal{K}^{-1} \mathbf{x}$ can be written as

$$\mathbf{x}^T \mathcal{K}^{-1} \mathbf{x} = \sum_{i=1}^M \sum_{j=1}^M x_i x_j \mathcal{K}_{ij}, \quad (\text{A4})$$

where M is the dimension of a vector \mathbf{x} and the size of a square matrix \mathcal{K} . Note also that \mathcal{K} is symmetric. Another useful integral, when adding a linear term in addition to harmonic fluctuations, is

$$\int d\mathbf{x} e^{-\frac{1}{2} \mathbf{x}^T \mathcal{K}^{-1} \mathbf{x}} e^{-i \mathbf{e} \cdot \mathbf{x}} = e^{-\frac{1}{2} \mathbf{e}^T \mathcal{K} \mathbf{e}} \sqrt{\det 2\pi \mathcal{K}} \quad (\text{A5})$$

Assuming that a partition function is Gaussian,

$$\langle \dots \rangle_{\text{gaus}} = \int \frac{d\mathbf{x}}{\sqrt{\det 2\pi \mathcal{K}}} e^{-\frac{1}{2} \mathbf{x}^T \mathcal{K}^{-1} \mathbf{x}} (\dots), \quad (\text{A6})$$

then

$$\langle x_i x_j \rangle_{\text{gaus}} = \mathcal{K}_{ij}, \quad (\text{A7})$$

and

$$\langle e^{-ix_i} \rangle_{\text{gaus}} = e^{-\frac{1}{2} \mathcal{K}_{ii}}. \quad (\text{A8})$$

Other useful relations are

$$\frac{\partial \log(\det 2\pi \mathcal{K})}{\partial \mathcal{K}_{ij}} = \mathcal{K}_{ij}^{-1}, \quad (\text{A9})$$

and

$$\frac{\partial \log(\det 2\pi \mathcal{K})}{\partial \mathcal{K}_{ij}^{-1}} = -\mathcal{K}_{ij}. \quad (\text{A10})$$

Given an auxiliary ensemble determined by an action $f(\mathbf{x})$, $\Xi = \int d\mathbf{x} e^{-f(\mathbf{x})}$, one can generate a series of correlation functions by perturbing an action with a source, $f(\mathbf{x}) \rightarrow f(\mathbf{x}) + i\delta \mathbf{e} \cdot \mathbf{x}$. The first two relations in the series are

$$\frac{\partial \log \Xi}{\partial \varrho_i} = -\langle ix_i \rangle \quad (\text{A11})$$

and

$$\frac{\partial \log \Xi^2}{\partial \varrho_i \partial \varrho_j} = \langle ix_i ix_j \rangle. \quad (\text{A12})$$

Acknowledgments

This work was supported by the agence nationale de la recherche via the project FSCF. The author would like to thank Tony Maggs for numerous discussions on the field-theory, without which this work would not be possible. The author also acknowledges stimulating conversation with E. Trizac, L. Sămaj, and G. Tellez during a day visit at the LPTMS, and various conversations with R. Podgornik.

[1] R. Podgornik, B. Zeks, J. Chem. Soc., Faraday Trans. 2, **84**, 611 (1988).
[2] P. Attard, D. J. Mitchell, B. W. Ninham, J. Chem. Phys. **88** 4987 (1988).
[3] R. D. Coalson, A. Duncan, J. Chem. Phys., **97**, 205653 (1992).
[4] R. R. Netz and H. Orland, Europhys. J. E **1**, 67 (2000).
[5] Z.-G Wang, Phys. Rev. E **81**, 021501 (2010).
[6] P. Duncan, M. M. Hatlo, L. Lue, *A Field-Theory approach for modeling electrostatic interactions in soft matter*, in Proceedings of the CECAM Workshop New Challenges in Electrostatics of Soft and Disordered Matter (Pan Stanford, 2013).
[7] Zhenli Xu, A. C. Maggs, J. Comp. Phys. **275**, (2014).

[8] R. R. Horgan, D. S. Dean, V. Deméry, T. C. Hammant, A. Naji, R. Podgornik, *Aspects of One-Dimensional Coulomb gases*, in Proceedings of the CECAM Workshop New Challenges in Electrostatics of Soft and Disordered Matter (Pan Stanford, 2013).
[9] G. Alexanian, R. MacKenzie, M. B. Paranjape and J. Ruel, Phys. Rev. D **77**, 105014 (2008).
[10] E. Gerjuoy, A. R. P. Rau, L. Spruch, Rev. Mod. Phys. **55**, 725 (1983).
[11] A. R. P. Rau, <http://physics.nyu.edu/LarrySpruch/Rau.pdf>.
[12] M. E. Fisher and Y. Levin, Phys. Rev. Lett. **71**, 3826 (1993).